


OFFICIAL  
**CHICAGO BEARS**  
1982 Media Guide



*Boyer*

# FINGERTIP INFORMATION

## The Chicago Bears Football Club, Inc.

Chairman of the Board, President, Chief Executive Officer .....	George S. Halas
Executive Vice-President, General Manager .....	James E. Finks
Vice-President .....	Edward W. McCaskey
Vice-President .....	Robert Brizzolara
Secretary .....	Virginia H. McCaskey
Treasurer, Assistant Secretary .....	Jerome R. Vainisi
Assistant Secretary .....	Florence Brizzolara

### 1982 DIRECTORY

#### CORPORATE HEADQUARTERS & TICKET OFFICE

55 East Jackson Blvd.  
Suite 1200  
Chicago, IL 60604  
Telephone: 312/663-5100  
Night Line: 312/663-5103  
Box Office: 312/663-5408

President .....	George S. Halas
General Manager .....	Jim Finks
Vice-President .....	Ed McCaskey
Treasurer .....	Jerry Vainisi
Stadium Operations .....	George Arneson
Business Manager .....	Rudy Custer
Skybox Manager .....	Tim LeFevour
Purchasing Agent .....	Max Swiatek
Player Relations .....	Paul Patterson
Player Scout .....	Fido Murphy

#### TICKET INFORMATION

Box Office .....

55 E. Jackson Blvd.
Chicago, IL 60604

Additional Outlets .....

Ticketron	
All Seats Reserved .....	\$12.50

Season Ticket Applications Accepted.  
Box Office Hours: 9 a.m.-4 p.m. Monday through Friday; Also the Saturday before a home game until noon. Soldier Field Ticket Windows open 9 a.m. game days.

#### TRAINING CAMP INFORMATION

The Bears train on the fields adjacent to their year-round headquarters at Halas Hall on the campus of Lake Forest (IL) College—30 miles north of Chicago's Loop. DIRECTIONS—From Route 41 (Edens), exit on Deerpath Road. East on Deerpath app. 1½ miles through downtown Lake Forest, across commuter rail tracks. The second city street east of the tracks is Washington. Turn right. Halas Hall is ½ mile down at 250 N. Washington.

#### COACHES, PERSONNEL, PUBLIC RELATIONS

Halas Hall	
250 N. Washington Road	
Lake Forest, IL 60045	
Telephone: 312/295-6600	
Telecopier: 312/295-5238	
Press Room: 295-2020	
Head Coach .....	Mike Ditka
Research & Quality Control .....	Jim Dooley
Defensive Line .....	Dale Haupt
Offensive Coordinator .....	Ed Hughes
Special Teams .....	Steve Kazor
Running Backs .....	Hank Kuhlmann
Defensive Backs .....	Jim LaRue
Receivers .....	Ted Plumb
Defensive Coordinator .....	Buddy Ryan
Offensive Line .....	Dick Stanfel
Asst. to General Manager .....	Bill McGrane
Collegiate Scouting Director .....	Jim Parmer
Pro Scouting Director .....	Bill Tobin
Team Physician .....	Dr. Clarence Fossier
Trainer .....	Fred Caito
Strength Coordinator .....	Clyde Emrich
Equipment Manager .....	Ray Earley
Equipment Assistant .....	Ken Earley
Film Director .....	Mitch Friedman
Film Assistant .....	Kevin Banna
Superintendent, Halas Hall .....	R. L. McMurrin
Public Relations Director .....	Patrick McCaskey
PR Secretary .....	Vickie Comella

#### GENERAL INFORMATION

Colors .....	Burnt Orange, Navy Blue, White
Home Stadium .....	Soldier Field (1924)
Capacity .....	65,077
Playing Surface .....	Astroturf
Address .....	425 E. McPetridge Dr. Chicago, IL 60605

### Press Will Call

Located near Gate "O" at South end of Soldier Field.  
Press Box elevators (West side near Gate 17) and Will Call open 3 hours before kickoff.

## TABLE OF CONTENTS

### CURRENT

Assembling the Bears	71
Biographies, Coaches	7-10
Biographies, Front Office	2-5
Biographies, Newcomers	49-55
Biographies, Veterans	11-48
Blocked Kicks	44
Cut Down Dates	68
Draft Information	69-70
Durability Chart	48
Free Agents	56
Halas Hall	75
Homecoming	118
Honey Bears	127
Important Dates	68
Lyrics, Bear Down	45
Media Information	145
Opponents Information	145
Piccolo Award	4
Playoff Pairings and Priorities, 1982	144
Pronunciations	11-55
Radio	105
Road Headquarters	68
Roster, Newcomers	73
Roster, Veterans	72
Rushers, NFL Top 10	35
Schedule, Bears	1
Schedule, NFL	140-143
Special Team Tackles	40
Standings, 1981	68
Statistics, 1981	57-58
Super Bowls, Future	5

### HISTORICAL-RECORDS

All-Pro Bears	117
Annual Stat Leaders	105-108
Attendance Chart	12
Career Leaders	100-104
Coaching Records	127
College Alma Matters	143
Hall of Famers	119-124
Historical Highlights	119-124
Last Time Marks	79
Monday Night History	135
National TV Results	38
Opponent Big Days	78
Overtime History	134
Pass Receiving—150-yard games	85
Passing—300-yard games	84
Playoff History	136-139
Pro Bowl Bears	118
Recapitulation, 1981	59-68
Records, Individual	80-90
Records, Team	90-99
Results, All-Time	128-133
Retired Numbers	133
Roster, All-Time Assistants	116
Roster, All-Time Players	109-116
Rushing—100-yard games	82
Series Standings	125-126
Soldier Field History	74
Soldier Field Records	79
Thanksgiving Results	117
Trades	124
Trends, Statistical	76-77

## 1982 SCHEDULE

### PRESEASON

Monday/Aug. 16
Saturday/Aug. 21
Saturday/Aug. 28
Saturday/Sept. 4

Chargers at San Diego
Bills at Buffalo
CARDINALS in CHICAGO
COLTS in CHICAGO

### CENTRAL TIME

9:00 PM
5:00 PM
6:00 PM
6:00 PM

### CHAMPIONSHIP SEASON

Sunday/Sept. 12
Sunday/Sept. 19
Sunday/Sept. 26
Sunday/Oct. 3
Sunday/Oct. 10
Sunday/Oct. 17
Sunday/Oct. 24
Sunday/Oct. 31
Sunday/Nov. 7
Sunday/Nov. 14
Sunday/Nov. 21
Sunday/Nov. 28
Sunday/Dec. 5
Sunday/Dec. 12
Sunday/Dec. 19
Sunday/Dec. 26

Lions at Detroit
SAINTS in CHICAGO
49ers at San Francisco
VIKINGS in CHICAGO
PACKERS in CHICAGO
Cardinals at St. Louis
BUCCANEERS in CHICAGO
Packers at Green Bay
FALCONS in CHICAGO
Buccaneers at Tampa Bay
LIONS in CHICAGO
Vikings at Minnesota
PATRIOTS in CHICAGO
Seahawks at Seattle
CARDINALS in CHICAGO
Rams at Los Angeles

Noon
Noon
3:00 PM
Noon
Noon
Noon
Noon
Noon
Noon
Noon
Noon
Noon
Noon
Noon
3:00 PM
Noon
3:00 PM

# GEORGE STANLEY HALAS

## President

### Chairman of the Board Chief Executive Officer

The uniqueness of George S. Halas, 87—President, Chairman of the Board, Chief Executive Officer—is chronicled properly in the Pro Football Hall of Fame in Canton, Ohio.

A plaque hanging in the Pro Football Hall of Fame reads in part:

"... Heading the Chicago Bears for more than a half-century, George S. Halas, the team's founder and for 40 years, its head coach, is one of the most enduring personalities in any sports endeavor. He is a survivor of the little band of enthusiasts who met in a Canton automobile agency to organize the American Professional Football Association on September 17, 1920. The Bears are one of two surviving charter franchises of the APFA, which was the direct forerunner of the NFL . . .

"The Bears' success on the playing field has been legendary . . . More Bears have been enshrined in the Pro Football Hall of Fame than from any other club—20 Bears, including Halas, to be exact . . ."

The quote doesn't tell you a lot about George S. Halas. But then, Halas the man, Halas the coach, the Chicago Bears and, in some aspects, professional football are one in the same. Inseparable. Each of the four has a separate birthdate, yet they are one in the same.

The biography of one would spill into the life of the others.

Halas feels he is just about the most fortunate man in all professional sports . . . his version of a great American dream has come true. He is the home town boy who didn't have to travel to make good but rather pyramided one success upon another right in Chicago.

Halas is a man of unique stature and distinguished status, active in the operation of the Chicago Bears since 1920 when he founded the team. 1982 is the sixty-third year since the Bears came into being as the Decatur Staleys.

No other football coach, professional or college, has equalled his personal winning record. The 40 years he has been the coach of the Bears break down into four separate 10-year tenures: 1920-'29, 1933-'42, 1946-'55, and 1958-'67.

In those years, the Bears won 326 games, including playoff wins.

Halas, born February 2, 1895, and raised on Chicago's West Side, prepped at Crane Tech High School, went on to the University of Illinois, earning a



#### NO. 1 WINNING COACH OF ALL TIME

Name & Seasons Active	Won	Lost	Tied	Pct.
George S. Halas (40)	326	150	31	.674
Paul (Bear) Bryant (37)	315	81	17	.785
A. A. Stagg (57)	314	199	35	.605
Glenn (Pop) Warner (44)	313	106	32	.729
Wayne (Woody) Hayes (33)	238	72	10	.759
E. L. (Curly) Lambeau (33)	234	135	23	.626

B.S. degree in Engineering and lettering in football, basketball, and baseball. After graduation in 1918, he went into the Navy for the first of his two tours of duty.

Halas was named Player of the Game in the 1919 Rose Bowl as an end on the Great Lakes team that beat the Marines 17-0.

An ensign in World War I, Halas enlisted again in World War II, becoming Welfare and Recreation officer of the Navy's Pacific Fleet under Admiral Chester W. Nimitz. He was decorated with the Bronze Star. A commander when he left active duty in 1946, Halas retired as a captain in the Naval Reserve. He was also awarded the Distinguished Citizens Award, the highest honor the Navy can bestow on a civilian.

After leaving the Navy for the first time, Halas played right field briefly for the New York Yankees who optioned him to St. Paul in the American Association. A hip injury shortened his baseball career. In 1920, he turned a course that became a highway to success for him.

Halas went to work for a Decatur, Ill. corn products firm owned by an enthusiastic sports fan, Mr. A. E. Staley. Mr. Staley sponsored a semi-pro baseball team managed by the famous ex-New York Giants pitcher, "Iron-Man Joe" McGinnity. Halas played shortstop, captained the team.

Late that summer, Mr. Staley commissioned



Coincidentally, in 1933 and again in 1946 when Halas resumed head coaching duties after having been away, his Bears' team won world championships immediately. Resuming coaching in 1958, Halas needed a little more time to develop another championship team and in 1963 the Bears won their eighth championship. (Halas' Bears actually won nine championships, but only eight are recognized by the NFL at this time. Number nine was 1924 when the Bears whipped the Cleveland Bulldogs 23-0 in Wrigley Field Dec. 7, 1924. In those days, championships were awarded at post-season League meetings. Halas says with a grin "... I left the meeting room to go to the washroom and when I got back they had awarded the Championship to Cleveland.")

The Associated Press, The Sporting News, and The United Press International named him Coach of the Year after the 1963 and 1965 seasons.

Halas retired from coaching May 27, 1968.

The team rather than the individual has always been the philosophy of the Bears. The Bears are tied with the old Canton Bulldogs for most consecutive regular season games without defeat. The Bears turned the trick from 1941 through '43 (23 wins, one tie). The Bears scored most straight victories, all games, 18 in a row (1933-'34 and again in 1941-42). Their 17 straight regular season victories (1933-34) were another record—and they share second place in this category with 16 in a row: Bears (1941-42) and Miami (1971-73).

The Bears played an incredible 30 games without a defeat from 1932 to 1933. That span included season, championship, and pre-season games.

During the 1940's, the team reached the height of its power with four straight Western Conference titles; three world championships; a fantastic four season record (including pre-season games) of 62 victories, 7 losses, 1 tie for an astronomical winning percentage of .899; 2,164 points against 842. The 1940 team, which defeated the Washington Redskins with an all-time high scoring mark of 73-0 for the world championship, was voted the greatest professional team of all time by the National Academy of Sports Editors in 1963.

Halas has won many honors and awards over the years, among which is the prestigious Sword of Loyola; an honorary doctor of laws degree from Lake Forest College; Britannica Achievement in Life Award; and the Walter Camp Foundation Distinguished American Award.

His autobiography—*Halas by Halas*—was published October, 1979 by McGraw Hill, and is now ready for its fourth printing.

Halas to organize an independent football team.

The Decatur Staleys were forerunners of the Bears. In 1921, they were known as the Chicago Staleys under an agreement with the corn products firm. In 1922 the team was officially named the Chicago Bears.

As a player, Halas set an NFL record that stood for 49 years. He ran 98 yards for a touchdown with a Jim Thorpe fumble in a 26-0 win over the Oregon Indians at Wrigley Field November 4, 1923. Halas named to the NFL All-Pro squad of the 1920's.

Halas' intensity and competitive drive gave the Bears color and dramatic flair. He seeks continuously to add dignity to the sport he loves so deeply. Halas is responsible for these innovations.

The first pro team to practice daily; the first to take game movies for study and strategic purposes; the first to have its own team band; the first to have its own team song; the first to publish and distribute a club newspaper; the first to have radio broadcasts of games; the first to have a home-coming game dinner for all ex-Bears; the first to issue Player Diplomas.

When Halas signed Red Grange in 1925 and arranged a coast-to-coast tour, the Bears brought NFL football to cities that had hardly heard of it.

The most powerful influence on Halas in deciding his professional life to pro football, was Coach Bob Zuppke's farewell talk to the 1918 Illinois team. Halas never forgot Zuppke's words:

"Goodby makes no sense whatsoever. Just when you begin to know something about football after three years, I lose you. Football is the only sport that ends a man's career just when it should be beginning."

Halas realized professional football is only an extension of a player's competitive life and has always cautioned veterans and rookies alike: "Don't regard pro football as a complete career in itself. Don't see it as the beginning and the end of your earning power. Plan for the years beyond. Use the glamour of the game to attract attention to yourself by playing well. That will develop an off-season occupation, and then the assurance of a substantial future."

Four times, Halas has interrupted his coaching activities of his own volition.

He turned over leadership to Ralph Jones from 1930 through 1932. When Halas left for the U.S. Navy on November 1, 1942, Luke Johnsons and "Hunk" Anderson shared head coaching responsibilities through 1945. John "Paddy" Driscoll coached in 1956 and 1957.

## EDWARD W. McCASKEY

### Vice President

Community involvement programs are a natural for the Chicago Bears Vice President Ed McCaskey, who once was a professional night club singer.

An executive with the Bears since 1967, McCaskey has been the spearhead for the Club's civic projects.

A close friend of the late Brian Piccolo, whom he considered a son, McCaskey worked closely with Screen Gems in the production of the movie "Brian's Song." He represents the NFL owners on the Brian Piccolo Golf Tournament Committee that has donated over \$375,000 to the Memorial Sloan-Kettering Cancer Center in New York, as a memorial to Brian Piccolo.

Entering the business world after World War II, McCaskey was in the music publishing business in New York and associated with the late Jimmy Dorsey.

Since coming to Chicago in '49, he has been merchandising manager for the National Retail Tea and Coffee Association, executive vice-president of Merchandise Service, Inc., and an account executive for E. F. MacDonald Co.

Born April 27, 1919, in Philadelphia, McCaskey sang with dance bands before enrolling at the University of Pennsylvania in 1940.

He was a football tackle at Lancaster (Pa.) Catholic High School prior to graduation in '37.

He continued a singing career during his collegiate days and was elected a class president at Penn. After graduation in '43, McCaskey served with the 80th Infantry in France—enlisting as a private and leaving the Army with Captain's rank.

In addition to the Piccolo Committee, McCaskey serves on the board of trustees of Rosary College, as trustee of the Piccolo Children's Fund, the Illinois Chapter of the National Hemophilia Foundation, the Chicago Association for Retarded Children, and the Charlie Conacher Cancer Research Fund at the Toronto General Hospital. He is also on the Board of Directors of the Michigan Avenue National Bank, NFL Films, and NFL Properties.

McCaskey and his wife Virginia have 11 children, 11 grandchildren, and reside in Des Plaines.



## Brian Piccolo Award

Bear veterans vote the award to the rookie who best exemplifies the courage, loyalty, teamwork, dedication and sense of humor of the late Brian Piccolo.

A running back who died of cancer June 16, 1970, Piccolo was in his fourth season with the club when forced from the lineup because of the malignancy. He was 26 years old when he died and left a wife and three daughters, and legions of friends.

Piccolo played the first nine games of the '69 season when a persistent cough led to a chest x-ray that revealed the cancer.

He signed with the Bears as a free agent following the '64 collegiate season. As a senior at Wake Forest, Piccolo led the nation in scoring (111) and rushing (1,044).

1981	.....	Middle Linebacker Mike Singletary
1980	.....	Tight End Bob Fisher
1979	.....	Defensive End Dan Hampton
1978	.....	Running Back John Skibinski
1977	.....	Tackle Ted Albrecht
1976	.....	Wide Receiver Brian Baschnagel
1975	.....	Running Back Roland Harper
1974	.....	Tight End Fred Pagac
1973	.....	Defensive Tackle Wally Chambers
1972	.....	Defensive Tackle Jim Osborne
1971	.....	Safety Jerry Moore
1970	.....	Guard Glen Holloway

## **JIM FINKS**

**Executive Vice President,  
General Manager**



Jim Finks joined the Bears two days before the 1974 opener on September 12. After moving to Chicago, he spent the remainder of that season scouting future talent—players, coaches, front office personnel—while observing the Club's existing operation and personnel.

The Finks touch has extended beyond the Club's personnel. Soldier Field, the team's home since 1971, will have been completely rebuilt by the '82 season. In '79 the Club moved into the most modern of physical plants—\$1.8 million Halas Hall on the campus of Lake Forest College.

Finks who will be 55 Aug. 31 (1927), broke into the NFL in 1949 as a rookie quarterback with the Pittsburgh Steelers from Tulsa University.

Since that time, he has been an NFL regular at both defensive back and quarterback, a college (Notre Dame) coach, a Canadian Football League (CFL) scout and general manager, an NFL Club Vice President and General Manager, and League Executive—all with distinction.

Finks joined the Bears after serving full time with the Management Council through the turbulent summer of '74 and its player strike. Previously his 10-year association with Minnesota brought the Vikings to the top of the professional game. Finks joined Minnesota in 1964 as its general manager and six seasons later saw the Purple Gang in their first Super Bowl (Jan. 11, 1970).

That same season (1969) Finks was named Vice President of the Minnesota Club—retaining his general manager's duties.

As Viking fortunes increased to include 47 victories in his last four seasons (1970-'73), Finks resigned his post in Minnesota. He was the Club's Executive Vice-President when he tendered his resignation following the Vikings second Super Bowl.

Finks was a T-formation collegiate quarterback at Tulsa before he entered the NFL with the Steelers.

Pittsburgh still employed a single wing offense, however, and the 5-10, 175-pound passer found himself defending passes. From 1949-'51, Finks was a regular in the Steeler secondary.

In 1952, the Steelers converted to the T-formation and Finks switched back to quarterback. In '53, he joined Otto Graham as the Eastern Conference quarterbacks in the Pro Bowl.

Finks left the pro game to coach Notre Dame's 1956 backfield under Terry Brennan.

He scouted for Calgary in the Canadian League the following season and took over as general manager of the Stampeders in late 1957. He remained with the Stampeders until moving to Minnesota in '64.

In 1968, he was on the first NFL negotiating committee that met with the Players' Association.

An avid tennis player, Finks and his wife Maxine have four sons—Jim, David, Dan and Tom. He is a native of Salem in south central Illinois about 70 miles east of St. Louis.

### **FUTURE SUPER BOWLS**

**Super Bowl XVII**  
**Super Bowl XVIII**

**Jan. 30, 1983**  
**Jan. 24, 1984**

**Rose Bowl, Pasadena**  
**Tampa Stadium, Tampa**

## BEAR STAFFERS



**GEORGE ARNESON**  
Stadium Operations



**FRED CAITO**  
Trainer



**RUDY CUSTER**  
Business



**RAY EARLEY**  
Equipment



**CLYDE EMRICH**  
Physical Coordinator



**MITCH FRIEDMAN**  
Film



**TIM LeFEVOUR**  
Skybox Mgr.



**PAT McCASKEY**  
Public Relations



**BILL McGRANE**  
Assistant to  
General Manager



**JIM FARMER**  
College Scouting




**BILL TOBIN**  
Pro Scouting



**JERRY VAINISI**  
Treasurer



## MIKE DITKA Head Coach



Michael Keller Ditka, the 42-year-old offensive assistant coach of the Dallas Cowboys the past nine seasons, was signed on January 20, 1982 as head coach of the Chicago Bears.

The Bears 10th head coach in 62 years, Ditka is a 21-year veteran of the NFL as both player and coach. He has been in League playoffs after 13 of those seasons. His teams have been NFC champions five times and NFL champions three times.

While Ditka was a Cowboys offensive coach, Dallas was in the playoffs all but one season and won NFC Championships in 1975, 1977, and 1978 with the NFL Crown following the 1977 season.

Born October 18, 1939 at Carnegie, Pennsylvania, Ditka had a 12-year NFL playing career with the Chicago Bears (1961-66), the Philadelphia Eagles (1967-68), and the Dallas Cowboys (1969-72) as a tight end. During those seasons, the Bears were in the playoffs once and the Cowboys four times. The Bears won the NFL Championship over the New York Giants 14-10 in 1963. In 1970 the Cowboys were the NFC Champs and after the 1971 season, they were NFL Champs.

Ditka's versatility brought him all-America honors on a virtually unanimous basis in 1960. For Pittsburgh, he was a solid two-way performer: defensively at end and middle linebacker; offensively as a receiver and blocker as well as one of the nation's

leading collegiate punters with a three-year average of 40 yards per boot. He starred in the East-West game and was voted the outstanding lineman in the Hula Bowl.

The Bears first round draft in 1961 (5th pick), Ditka was NFL Rookie of the Year, all-NFL 1961-64, and played in five Pro Bowls (1962-66). In 1964 he set an NFL record for tight ends by catching 75 passes for Chicago. The mark was broken in 1980 by San Diego's Kellen Winslow.

Ditka joined the Cowboys' coaching staff in 1973. In addition to handling the Dallas special teams, he has coached Pro Bowl performers at each receiver position—wideouts Drew Pearson and Tony Hill plus tight end Billy Joe DuPree.

### Ditka's Pro Stats

Receptions	No.	Yds.	Avg.	TD	Gms.
1972, Cowboys	17	198	11.6	1	14
1971, Cowboys	30	360	12.0	1	14
1970, Cowboys	8	98	12.3	0	14
1969, Cowboys	17	268	15.8	3	12
1968, Eagles	13	111	8.5	2	11
1967, Eagles	26	274	10.5	2	9
1966, Bears	32	378	11.8	2	14
1965, Bears	36	454	12.6	2	14
1964, Bears	75	897	12.0	5*	14
1963, Bears	59	794	13.5	8	14
1962, Bears	58	904	15.6	5*	14
1961, Bears	56	1076	19.2	12	14
Career	427	5812	13.6	43	158

\* Scored one additional touchdown on fumble recovery. Additional pro statistics: Carried twice for two yards, recovered one fumble, and returned three kickoffs for 30 yards in 1971.

### Bear Records

- 1) Most consecutive Games, 1+ Pass Receptions 49 12/2/61 — 10/10/65
- 2) Most touchdowns, Game 4 10/13/63 tied Harlon Hill 10/13/54

## ASSISTANT COACHES

### JIM DOOLEY .....Research and Quality Control

Jim Dooley, 52, head coach of the Bears from 1968 through 1971, is in charge of studying and evaluating all players and teams in the league. His reports will provide the basis for the formulation of the Bears' weekly game plans.

After starring as a halfback for Miami (FL), Dooley was a first-round draft pick of Chicago's in 1952 and

was used on defense as a rookie. Shifted to right flanker on offense in 1953, he led the team in pass receptions for the first of three times, the other being 1957 and 1959. His '53 mark was his best single season effort, 53 for 841 yards.

Dooley played nine seasons for the Bears and is the club's sixth all-time leading pass catcher (211-3, 172-16 TDs). His playing days were interrupted twice: From 1955-56 when he served in the Air Force, and in '58 when sidelined with a broken ankle. Considered one of the league's best down-and-out receivers, Dooley won the Eisenhower Trophy as the outstanding player in the 1959 Armed Forces victory over the Giants (10-137-2 TDs).

After his playing days, Dooley became an assistant coach for the Bears working with the offense 1963-65 and then switching to defense for the 1966-67 seasons. The '65 team set an all-time Bears' scoring record of 409 points. He came up with a number of innovations that gave the Bears one of the NFL's best defensive teams.

## **DALE HAUPT** ..... **Defensive Line Coach**

The year before Dale Haupt joined the Chicago Bear staff as defensive line coach, the Bears made just 27 sacks. That was 1977.

Since that time, Chicago has averaged 41 a season on totals that read 40, 46, 47, 31.

At Duke in 1977, Haupt spent 17 years coaching major college football before joining the Bears for the '78 season. After six of those collegiate seasons, his teams went to bowl games.

Born April 12, 1929 at Manitowoc, Wisconsin, the three-time University of Wyoming letterman spent six years tutoring linemen in the Atlantic Coast Conference. His one year at Duke was preceded by a five-year stint at North Carolina (1972-76).

Wyoming's most valuable player as a junior guard-linebacker in 1952, Haupt was the Cowboys' captain as a senior. A two-time all-conference pick, he went to camp with the 1954 Green Bay Packers before entering the Army.

Discharged with the rank 1st Lt. in 1957, Haupt coached high school football (Apopka, FL; Casper, WY; and Daytona Beach, FL) for three years before teaching the college game.

Haupt began his college coaching career at Tennessee where he was head freshman coach for 1960-63. He joined the varsity staff at Iowa State (1964 & '65) for two seasons before a six-year tour at the University of Richmond (1966-71).

He coached in the 1968 and 1971 Tangerine Bowls, the 1972 and 1975 Peach Bowls, the 1973 Liberty Bowl, and the 1974 Astro-Bluebonnet Bowl.

Haupt holds a B.S. in education from Wyoming and a masters degree in education from East Carolina.

## **ED HUGHES** ..... **Offensive Coordinator**

When Mike Ditka named Ed Hughes offensive coordinator on February 1, 1982, it marked a reunion for the two. Hughes was the offensive backfield coach of the Dallas Cowboys from 1973 through 1976. During those four years, Hughes was a coaching mate of Ditka and the Cowboys made the playoffs three times including a Super Bowl trip.

Hughes was an offensive assistant with the Philadelphia Eagles in 1981. From 1978 through 1980, he was the offensive coordinator for the New Orleans Saints where he was associated with former New York Giants teammate Dick Nolan and Bears offensive line coach Dick Stanfel.

Born October 23, 1927 at Buffalo, New York, Hughes played his collegiate football at the University of Tulsa where he was a teammate of Jim Finks' brother Jack. Hughes was in the 1953 Gator Bowl and received Tulsa's Best Tackler Award in '53.

After two years as a defensive back for the Los Angeles Rams, he was traded to the New York Giants. He replaced Tom Landry in the secondary when Landry switched from player-coach to assistant coach for the Giants. Hughes went back to Tulsa as an assistant coach in 1959.

He began his professional coaching career with the Dallas Cowboys (1960-62). Hughes has also coached with the Denver Broncos (1963), the Washington Redskins (1964-67), the San Francisco 49ers (1967-70), the Houston Oilers (head coach, 1971), the St. Louis Cardinals (1972), and the Detroit Lions (offensive coordinator, 1977).

Two of his former quarterbacks have been named National Football Conference Player of the Year: John Brodie in 1970 and Archie Manning in 1978.



## **STEVE KAZOR ..... Special Teams Coach**

It's almost impossible to listen in on a postgame press conference around the National Football League these days and not hear head coaches talking about their specialty teams.

Steve Kazor, entering his first year on the Bears' coaching staff, is the Bears special teams coach.

Kazor was in the scouting department of the Dallas Cowboys last season. He has been an assistant coach-recruiting coordinator at Colorado State, Wyoming, and Texas-El Paso and head coach at Camden Institute and Emporia College. He has also been an assistant coach at Texas-Arlington, Southern Utah, Texas-Austin, and Westminster College.

Born 2/24/48 in New Kensington, Pennsylvania, Kazor was a four-year starting defensive player at Westminster.



## **HANK KUHLMANN ..... Running Backs**

Tutor of Chicago's running backs, Hank Kuhlmann's charges annually rank among the NFL leaders as the Bears remain one of football's top rushing teams.

After three years helping shake down Notre Dame thunder on collegiate opponents, Kuhlmann (pron: kool-man) returned to National Football Conference warfare in 1978.

Kuhlmann, 44, guided the Notre Dame running backs and special teamers as the Fighting Irish won the national collegiate championship in 1977—his third season on Dan Devine's staff.

Born Oct. 5, 1937 at St. Louis, Kuhlmann got his first exposure to the National Football League from 1972 to 1974 as tutor of the Green Bay Packer special teams.

A two sport all-Big Eight athlete as a running back and baseball catcher at the University of Missouri, Kuhlmann began his coaching career at his alma mater in 1973. For six of nine seasons, he was offensive backfield coach.



## **JIM LaRUE ..... Defensive Secondary Coach**

Astute football followers will tell you the game is being played further down field from the line of scrimmage than ever before with the rule changes handicapping defensive coverage of pass plays. That's why Bear secondary coach Jim LaRue has a job that gets tougher every year.

Since LaRue joined the Bears' coaching staff for the 1978 season, the Bears have averaged 20 interceptions a season and led the NFC with 29 in 1979.

A coaches' coach with 10 of his former quarterbacks in the business, LaRue joined the Bears after two seasons on the offensive staff of the Buffalo Bills. Prior to entering the NFL in 1975, he was an assistant coach at six major colleges and a successful head coach at the University of Arizona.

Leader of the Wildcats for eight seasons from 1959 to 1966, the LaRue-coached Arizona team posted a 41-37-2 record, compiled a 8-1-1 mark as an independent in 1961, and won a share of the WAC title in 1964. The 8-1-1 mark is the best one-year record in Arizona football history.

A two-way halfback in college at Carson-Newman, Duke, and Maryland during the WWII years, LaRue is a Duke mathematics graduate who holds a master's degree in education from Maryland. He played in three bowl games as a collegian including the classic 1945 Duke-Alabama Sugar Bowl. Drafted by the professionals twice, LaRue opted for coaching and teaching.

LaRue, born August 11, 1925 in Clinton, Oklahoma, was athletic director and head coach at Bainbridge Naval Training Center in 1952 and 1953.



## **TED PLUMB ..... Receivers Coach**

With Chicago accounting for more passing yardage in 1980 than any Bear team in 15 years and exceeding that last year, third-year Bears receivers coach Ted Plumb expects to be a busy man again this fall.

Plumb's long suit is attention to detail, a handy trump card when it comes to teaching the execution of pass routes. Now in his ninth season in the pro coaching ranks, Plumb has been an offensive coach for all 9 years.

The 42-year-old Plumb joined the Bear staff in January, 1980 after three seasons each with the Atlanta

Falcons and New York Giants. Plumb has been a coach for the past 17 years. He started his NFL coaching career on the staff of Bill Arnsparger in New York working with the offensive backfield from 1974 to '76. Plumb joined Leeman Bennett with the Falcons as quarterback-receiver coach for the '77 season.

A college teammate of former Baylor Bear Ronnie Bull, Plumb played on Baylor Bear teams that earned bowl invitations in 1960 (Gator) and 1961 (Gotham) where they split with Utah State (24-9) and Florida (12-13). Baylor's 1960 record of 8-3 has been equalled but not surpassed.

As a collegiate receiver at Baylor, Plumb modeled his play after Raymond Berry, the man who elevated the art of running and catching footballs to a textbook science. Berry was Plumb's spring tutor for three years at Baylor.

Plumb returned to Texas in '68 to join the staff at Texas Christian University for two seasons and followed those years with stints at Tulsa (1971) and Kansas (1972-73).

Raised in northern California, Plumb was born 8/20/39 at Reno, Nevada.

## **JAMES (BUDDY) RYAN** ..... **Defensive Coordinator**

On reputation, football men expect the Chicago Bears to play tough defense. After all, it was the Bears who pounded enough lumps around the National Football League in the '60's to earn a Black and Blue nickname for an entire Division—the NFC Central.

Ryan, the Bear defensive coordinator for the past 4 seasons, has brought the Bears back among the toughest in football.

One of the few coaches to have been to Super Bowls with two different teams, Ryan also tutored the Chicago linebackers. He was the Minnesota Vikings defensive line coach for two seasons prior to joining the Bears in 1978.

Ryan is a graduate of Oklahoma State. From 1968 through 1975, he was on the defensive staff of the New York Jets under Hall of Fame coach Weeb Ewbank.

He has been to the Super Bowl as an assistant coach twice—winning with the Jets in 1969 and losing with the Vikings in the 1977 game.

A four-year letterman offensive guard at Oklahoma State from 1952-55, Ryan served in the U.S. Army in Korea and was discharged with the rank of master sergeant.

He began his coaching career at the University of Buffalo as defensive coordinator from 1961 to 1965. Ryan was also defensive coordinator at Vanderbilt (1966) and at the University of the Pacific (1967) before joining the Jets. He was born Feb. 17, 1934 at Frederick, Oklahoma.

### **The Bears Defense Under Ryan**

1978: 2nd in 3rd down efficiency; 9th in points allowed.

1979: 6th in 3rd down efficiency; 3rd in points allowed.

1980: 14th in 3rd down efficiency; 4th in points allowed.

1981: 1st in 3rd down efficiency; 1st in passing percentage.

## **DICK STANFEL** ..... **Offensive Line Coach**

Five-time all-Pro guard Dick Stanfel, a soft-spoken disciplinarian who righted the New Orleans Saints' sinking ship as interim head coach for the final four games of the 1980 season, starts his second season on the Bears' coaching staff this year.

As offensive line coach with special concern for the Bear rushing attack, Stanfel has gained respect in pro football circles as an outstanding teacher during his 18 previous NFL coaching seasons.

The League's most valuable player in 1954 when the Detroit Lions won the League title, Stanfel split his playing career between the Lions (1953-55) and Washington Redskins (1956-58).

He began his coaching days at Notre Dame (1959-62) and spent one season (1963) on the University of California staff before taking his first pro coaching assignment with the Philadelphia Eagles in '64 (-1970).


Stanfel joined the San Francisco 49ers as line coach in 1971 and stayed by the Bay until moving to New Orleans in 1976. He was the 49ers' offensive coordinator in '75.

An all-America pick at the University of San Francisco, Stanfel was Detroit's second round draft pick in 1951 but was injured in the college All-Star game and missed his rookie season. Born July 20, 1927 at San Francisco, Stanfel played in three NFL championship games.

His 1979 Saints offensive line set a New Orleans record by allowing only 17 sacks during the 16-game season.







64  
1977, D-1  
6-4, 250

T-G

**TED ALBRECHT**  
California  
Born: 10/8/54, Harvey, IL

**PROFESSIONAL:** Paced offensive linemen in '81 training camp 880 with 2:33.0 clocking...set pace in '80 with 2:33.9...played LG for first 3 preseason games, 4th at LT...started last 59 consecutive games at LT and 75 of last 76...has started all but two games in career...last miss was 10/1/78 vs Oakland with foot sprain...hospitalized with mono mid-1979 but did not miss start...gave up sacks in only three '79 games...got game ball from (11/4/79) 35-7 victory over Detroit...first round '77 draft pick...fifth offensive lineman picked...consensus all-rookie pick that year...voted Bear rookie Brian Piccolo Award...got first pro start as guard...started career on KO return team.

**COLLEGIATE:** Started 33 games at right tackle for Golden Bears...teammate of cancer stricken QB Joe Roth...saw first guard action in four post-season bowl games...two-time all-Pac 8, all-Coast pick...only Cal player to win two team awards—the Brick Muller (most valuable lineman) and the Andy Smith (playing time leader)...ran 40 in :04.8 as collegian...played in North-South, East-West, Hula and Japan Bowls.

**PERSONAL:** Given name Theodore Carl Albrecht (pron: all-brekt)...married (LuJean)...among strongest of Bear offensive starters: bench 450, squat 550, power 300...suburban Deerfield home owner...director and founder (1978) of Shriners' "Teddy Bear Club for Kids"...voted Miller Man of the Year in voting by fans at Soldier Field in 1980...honored with Chicago Red Cloud '80 First American Award for charities work...succeeded Doug Plank as weekly Arlington Heights Chamber of Commerce lunch host in 1980...family moved from Chicago to Valejo, CA, when Ted was four...five-sport Valejo High athlete with enough catching skills to attract Chicago White Sox attention...interested in community projects, cooking, German beer...favorite dish is enchiladas...Chicago spokesman on 1980 United Way commercial...purchased 40 Prep Nite II tickets for youth project...favorite book: "Lord of the Flies" by William Golding...did television commentary for prep championship...pledged \$5 for every point scored by Bears in 1981 to Big Brothers—Big Sisters of Metro Chicago... "Team up with Ted" program urging corporations & the public to join him in the cash for points...named one of Illinois Jaycees 10 Outstanding Young Men of 1982...switched major from business to sociology after junior year.

### Albrecht's Pro Stats

Total Games 77 all Chicago: 1977 (14), 1978 (15), 1979 (16), 1980 (16), 1981 (16).



88  
1981, FA  
5-11, 168

WR

**MARCUS ANDERSON**  
Tulane  
Born 6/12/59, Port Arthur, TX

**PROFESSIONAL:** On 10/19/81 at Detroit in his only start, had most single game receiving yardage (6-176) since Dick Gordon vs Cardinals 11/19/67 (4-178)...suffered bruised ribs in that game early in 3rd quarter...signed with Bears as free agent 9/10/81...was with Los Angeles Rams until last cut...signed with Rams as free agent.

**COLLEGIATE:** Four year letterman...played in Liberty Bowl and Hall of Fame Bowl...set school record for longest reception, 82 yards...dash man for track team.

**PERSONAL:** Given name Marcus J. Anderson...prepped at Lake Charles (LA) Lagrange High...hobbies include horseback riding, drums...working on degree with physical education, communications major.

### Anderson's Pro Stats

Receiving No.	Yds.	Avg.	TD	Gms.	
1981 Bears	9	243	27.0	2	12

1 KOR for -5 yards.

Long Catch: 85t at Detroit 10/19/81 from Vince Evans (6-176)

Most Yards: 176 at Detroit 10/19/81 (6-176)

Most Caught: 6 at Detroit 10/19/81 (6-176)



7

1975, D-6a  
6-2, 210

QB

BOB AVELLINI  
Maryland

Born: 8/28/53, Queens, NY

**PROFESSIONAL:** Had 4 relief appearances in '81...was 3 of 7 for 84, 1 TD, 1 int. with 72-yd TD to Baschnagel in 10-9 victory over Vikings 12/6 in 2 $\frac{1}{2}$  quarters...in '81 preseason, was 9 of 17 for 128, 0 TD, 0 int, rating of 77.6...was 8 of 14 for 64, 0 TD, 1 int. on 9/28/81 vs Rams in first regular season game appearance since last 5:05 11/22/79 at Detroit in relief of Mike Phipps (sidelined with broken nose)...made 42 consecutive starts as Bear QB before yielding to Phipps 11/12/78...started three October games in '79 after Vince Evans was hospitalized...owns 47 career starts in which Bears are 23-24...has never missed a game with an injury...start string was NFC's

longest when it ended...threw first Bear playoff TD pass since 1946 at Dallas 12/26/77 hitting Steve Schubert for 34 yards...righthanded, dropback passer who has thrown for over 200 yards 11 times as a pro...joins Evans, Luckman, Blanda, Lujack, Wade, Bukich and Concannon as only Bears to have thrown for over 2,000 yards in a season...trimmed 15 pounds from playing weight following '76 season...four QBs taken ahead of him in '75 draft—Steve Bartkowski (Falcons), Gary Scheide (Bengals), Steve Grogan (Patriots), and Dave Humm (Raiders).

**COLLEGIATE:** Led Terps to 8-3 record, first undisputed Atlantic Coast Conference championship as senior...two Bowls (Liberty, Peach) in his three seasons...injuries (hip, knee) hampered junior season...career stats of 231 of 394 (58.5%); 3,232 yards; 15 TDs...set numerous ACC and Maryland records...passed for 314 yards in first college start as sophomore (Duke, 21 of 31)...impressed Bears in Senior Bowl...college baseball shortstop/pitcher.

**PERSONAL:** Given name Robert Hayden Avellini (pron: ave-AH-lee-nee) resides in Chicago...avid golfer...honor roll student at Maryland in business administration...captained football, basketball teams at New Hyde Park Memorial High...Fellowship of Christian Athletes member...is volunteer to YMCA Big Brother program...honorary director of Les Turner ALS Foundation...1981 Halas Hall racquetball champion.

### Avellini's Pro Stats

Passing	Gms.	Att.	Com.	Pct.	Yds.	Int.	TDs	Rating	Rush	Yds	Avg.	TD
1981 Bears	9	32	15	46.9	185	3	1	36.4	3	-1	-0.3	0
1980 Bears	0	0	0	0.0	0	0	0	0.0	0	0	0.0	0
1979 Bears	7	51	27	52.9	310	3	2	59.9	3	10	3.3	0
1978 Bears	13	264	141	53.4	1718	16	5	54.6	34	54	1.6	2
1977 Bears	14	293	154	52.6	2004	18	11	61.7	37	109	2.9	1
1976 Bears	14	271	118	43.5	1580	15	8	49.7	18	58	3.2	1
1975 Bears	8	126	67	53.2	942	11	6	57.3	4	-3	-0.8	1
Career	65	1037	522	50.3	6739	66	33	55.1	99	227	2.3	5

Long Pass: at Detroit 11/24/77, 75t to Walter Payton.

Top Percentage: at Detroit 9/17/78, 75.0 (9-12-151).

Most Completions: at Green Bay 10/8/78, 23 (23-37-224).

Most Attempts: vs Saints 10/2/77, 38 (18-38-235).

Most Yards: at Detroit 11/24/77, 260 (14-21-260).  
Most TD Passes: 3, three times: last vs Rams


10/10/77 (11-17-219).

Most Rushes: 6, three times: last vs Tampa Bay 11/26/78 (6-1).

Most Yds Rushing: vs Rams 10/10/77, 32 (6-32).  
Long Run: vs Rams 10/10/77, 21 (6-32).

### HOME GATE ATTENDANCE

Season	Capacity	Ticket Distribution	Actual Attendance	Ticket Average
1975	57,455	387,312	323,868	55,330
1976	57,359	401,123	351,812	57,303
1977	57,359	401,513	336,500	57,359
1978	57,359	458,872	385,976	57,359
1979	57,979	463,832	416,168	57,979
1980	64,154	513,232	464,897	64,154
1981	64,410	515,280	436,563	64,410



84

WR

**BRIAN BASCHNAGEL**

1976, D-3

Ohio State

6-0, 184

Born: 1/8/54, Kingston, NY

**PROFESSIONAL:** Started 1982 season as 17th on Bears all-time receiving for catches & 15th for yardage...started 9 games as flanker, 6 at split end last season...had left wrist fracture in 1st quarter vs Redskins 10/11/81 and finished game (4-72)...played next 5 games in cast (12-179)...game balls vs Chargers (5-80) and vs Vikings (1-72); 1 pass completion to Al Harris for 18 yards off fake FG)...second player in training camp 880 with 2:10.7...started 14 games as flanker, 1 at split end in 1980...back injury limited participation in '80 season

ender @ Tampa to holding for placements...had made 92 of 111 career receptions in last 3 years...clutch 3rd down receiver...36 of 111 career receptions on 3rd down; 30 of 92 receptions on 3rd down in last 2 years...caught first pro TD pass (54 yards) from Walter Payton 10/21/79 at Minnesota...has comeback from injuries twice—right knee ('78) and left ankle ('77)...owns 44 career starts...led Bear kickoff return men in first 3 seasons, led NFL in KOR yards as rookie with 754...set Bear record with 8 KORs at Houston 11/6/77...was special teams captain as rookie...voted Bears' Piccolo Award by veterans after 1976 season...second unit PFWA all-rookie pick...got game ball from '77 Viking victory...began Bear career as cornerback...second Chicago pick in '76 draft.

**COLLEGIATE:** Two-time academic all-America as wing-back at Ohio State...played in four Rose Bowls...made 670 yards rushing at OSU, 794 receiving, 406 returning kickoffs and 167 returning punts...had 7.8 yard career rushing average...from Woody Hayes: "I've never coached a more willing athlete"...played in last College All-Star game (Pittsburgh 24-0), Hula Bowl, Japan Bowl.

**PERSONAL:** Given name Brian Dale Baschnagel (pron: bash-nay-gull)...was Rhodes candidate...NCAA and Football Foundation Hall of Fame Scholar-Athlete...working on post-graduate degree in accounting at OSU during offseason...eyes CPA...chairman '79 MS Read-A-Thon...received OSU Sullivan Pacesetter Award...worked for Pittsburgh Pirate PR department in summer 1973...attended 19 different schools between first and 12th grades...graduated from Pittsburgh North Allegheny High where as prep all-America gained 450 yards in one game...donated time to Big Brothers, Multiple Sclerosis Society...appointed Bears player representative to NFLPA...favorite book: "Catcher in the Rye" by J. D. Salinger...has B.A. in finance.

### Baschnagel's Pro Stats

	Gms.	Rec.	Yds.	TD	PR	Yds.	TD	KOR	Yds.	Avg.	TD
1981 Bears	16	34	554	3	0	0	0	2	34	17.0	0
1980 Bears	16	28	396	2	0	0	0	0	0	0.0	0
1979 Bears	16	30	452	2	0	0	0	12	260	21.6	0
1978 Bears	16	2	29	0	1	2	0	20	455	22.7	0
1977 Bears	10	4	50	0	3	54	0	23	557	24.2	1
1976 Bears	14	13	226	0	2	2	0	29	754	26.0	0
Career	88	111	1707	7	6	58	0	86	2060	24.0	1

Rushing: 1976, 1 for -12; 1977, 1 for 0; 1978, 1 for 0; 1981, 1 for 10.

Passing: 1977, 0 of 1; 1979, 0 of 1; 1981, 1 of 1 for 18.

Long Catch: 72 vs Vikings 12/6/81, from Bob Avellini.

Most Caught: 6, vs Bengals 12/14/80 (6-56); at Minnesota 10/4/81 (6-69).

Most 3rd down Catches: 6, vs Bengals 12/14/80 (6-56).

Most Yds. Rec: 104, vs Vikings 10/21/79, (4-104).

Most KORs: 8, at Houston 11/6/77, (8-185).

Long KOR: 84t vs Falcons 10/23/77, (5-162).

Most Yds. KORs: 185, at Houston 11/6/77, (8-185).

Long PR: 42 vs Chiefs 11/13/77, (1-42).

Most PRs: 1, six times: last at Minnesota 11/12/78 (1-2).

Most Yds. PRs: 42, vs Chiefs 11/13/77, (1-42).

Combined Yards: 232, vs Chiefs 11/13/77 (Rec. 48, KOR 142, PR 42).

**25****S****TODD BELL****1981, D-4****Ohio State****6-0½, 207****Born: 11/28/58, Middletown, OH**

**PROFESSIONAL:** Had 4th longest Bear interception off Eric Hipple 11/22/81 (1-92t)...played whole 2nd half at free safety vs Redskins 10/11/81 & whole 2nd half at strong safety at Detroit 10/19/81...2nd in special team tackles with 28...started at Kansas City in preseason 8/15/81 & had 12 total tackles, 1½ sacks...95th player in draft...tried at safety, corner in Bear camp.

**COLLEGIATE:** UPI, NEA 2nd team All-America...twice UPI 1st team All-Big Ten...National Strength Coaches Association All-Strength Team...played in Hula, Japan Bowls...played in 47 of 48 games during career...raced 20 yards with blocked punt to score winning TD in 18-15 victory over Michigan in '79...win sent Buckeyes to '80 Rose Bowl...caught Charles White from behind and stripped him of ball to save TD in '80 RB (USC 17, OSU 16)...made three interceptions for career but (vs Northwestern) 1 went for 50 & a TD...aggressive, fast safety last 2 seasons, corner as soph...career stats show 3 interceptions, 46 yards; 227 tackles, 139 solo.

**PERSONAL:** Given name Todd Anthony Bell...father is minister...was prep all-America linebacker at Middletown (OH) High...track star there too: state long jump champ 3 consecutive years...broke Jesse Owens' 1933 prep record in long jump with 25' 5" leap...finished third in state 100 with :09.7...favorite book: Bible...working on degree in physical education.

**Bell's Pro Stats**

Interceptions	No.	Yds.	TD	Tkls/ Solo	Fum. Rec.	Pass Def.	Force Fum.	Sack -Yds.	Games
1981 Bears	1	92	1	32/22	1	5	2	0/0	16

Most Tackles: 8, vs Redskins 10/11/81.

Most Solos: 7, vs Redskins 10/11/81.

Long Interceptions: 92t vs Lions 11/22/81 off Eric Hipple

**54****LB****BRIAN CABRAL****1981, FA****Colorado****6-1, 224****Born: 6/23/56, Ft. Benning, GA**

**PROFESSIONAL:** First in special team tackles with 32...played in 16 games for Bears in '81...four starts, four victories...signed as free agent 9/1/81 for Muckensturm...waived 8/31...signed with Bears as free agent 8/21/81...from Jim Finks prior to 8/21 signing "He's tougher than 9 miles of detour"...waived by Green Bay Packers in '81 training camp...signed with Packers as free agent 11/5/80...played in 7 games...had 8 solo tackles, one sack, 2 assists...fourth round draft choice of Atlanta Falcons in '78...sat out that season because of knee injury...played in 3 games for Falcons in '79...traded to Baltimore Colts in August, 1980...waived by Colts 9/2/80.

**COLLEGIATE:** Three-year letterman...2nd team all-Big Eight...played in Blue-Gray game.


**PERSONAL:** Given name Brian David Cabral (pron: KA-Brawl)...Hawaiian surname Kaeliihaaheo (pron: Kay-ah-lee-e-ha-ah-hay-o)...nickname Shadow...married (Becky)...one son (Kyle), one daughter (Maile)...prepped at Honolulu St. Louis High two years behind Gary Campbell, then followed him to Colorado...favorite book: Bible...physical therapy assistant at Physical Therapy Services, Inc. in off-season...hobbies include basketball, racquetball...member of Fellowship of Christian Athletes, Pro Athletes Outreach...has BSR in therapeutic recreation.

**Cabral's Pro Stats**

Interceptions	No.	Yds.	TD	Tkls/ Solo	Fum. Rec.	Pass Def.	Force Fum.	Sack -Yds.	Games
1981 Bears	0	0	0	33/27	0	2	1	0/0	16
1980 Packers	0	0	0	10/8	0	0	0	1/-	7
1979 Falcons	0	0	0	0/0	0	0	0	0/0	3
Career	0	0	0	43/35	0	2	1	1/-	26



Most Tackles: 12, vs Broncos 12/20/81.  
 Most Solos: 9, at Kansas City 11/8/81.  
 vs Broncos 12/20/81.



**59**  
**1977, FA**  
**6-1, 220**

**LB**

**GARY CAMPBELL**  
**Colorado**  
**Born: 3/4/52, Honolulu, HI**

**PROFESSIONAL:** Leads Bear linebacking corps in consecutive starts with 64...had arthroscope exam 12/21/81 on left knee that was hurt in Green Bay game 9/6/81—no damage...hurt shoulder in preseason, then began wearing Donzis shoulder pads...grabbed career-high 3 interceptions in 1980 finishing second behind DB Lenny Walterscheid...stopped pair of Buc scoring drives with FRs in 14-13 Chicago win to finish '80 season...has averaged 108 tackles per season as regular...took over starting RLB job from Waymond Bryant in '78 training camp...has not missed a game with Bears since joining Club as free agent in '77 training camp...notched first sack on Ken Stabler 10/1/78,

interception off Jeff Komlo 11/4/79...got Bear chance after failures with Steelers and Calgary in 1976...was 10th round Pittsburgh pick but waived early in training camp.


**COLLEGIATE:** Three-year letterman at RB and LB...set freshman rushing record (598) and played RB in first two varsity seasons...scored TD in 20-14 '72 upset of Oklahoma...was redshirted in '73 after requesting shift to defense after sophomore year...led team in tackles in '75 in only full season on defense...was AP and UPI all-Big Eight 1st team...played in Hula and Japan Bowls.

**PERSONAL:** Given name Gary Kalani Campbell...nickname Soupy...married (Jennifer)...named daughter born 8/7/78 Kaealiihiokalani Audrey...first name means My Shining Princess from Heaven...middle name for the Campbell's friend Audrey Meadows...resides in NW suburban Schaumburg...into psychobnetics and meditation...prepped at Honolulu St. Louis High participating in football and track—hurdles, long jump, triple jump...has enjoyed camping in Alaska...preceded Brian Cabral at Colorado and at Honolulu St. Louis High...has B.S. in education.

### Campbell's Pro Stats

Interceptions	No.	Yds.	TD	Tkls/ Solo	Fum. Rec.	Pass Def.	Force Fum.	Sack -Yds.	Games
1981 Bears	0	0	0	77/47	1	2	0	0/0	16
1980 Bears	3	36	0	121/88	2	3	1	3/16	16
1979 Bears	1	32	0	92/63	1	2	1	4/22	16
1978 Bears	0	0	0	110/82	2	6	3	3/25	16
1977 Bears	0	0	0	20/14	0	0	0	0/0	14
Career	4	68	0	420/294	6	13	5	10/63	78

Most Tackles: 12, vs Rams 11/11/79.  
 Most Solos: 8, vs Packers 12/10/78.  
 Long Interception: 15, vs Redskins 11/9/80 off Joe Theismann.



**87**  
**1978, T-Cincy**  
**6-5, 243**

**TE**

**MIKE COBB**  
**Michigan State**  
**Born: 12/10/55, Youngstown, OH**

**PROFESSIONAL:** Played in 16 games...started in two-tight end offense at Green Bay 11/15/81...made 2 week try at offensive tackle in '81 camp before switching back to TE...sidelined with pleurisy after starting first 3 games of '80 then hospitalized & placed on injured reserve 10/2/80 with pneumonia...spent 3 months recovering...had 2 catches in opener at Green Bay...started 15 of 16 games in '79...only miss at Detroit...had arthroscopic surgery 1/15/80 to correct minor left knee cartilage problem...set up third of four Bear TDs at SF 10/28/79 38-yard catch from Mike Phipps that launched playoff drive...suffered partial separation of left shoulder hindering performance in first season as

Bear...obtained by Chicago in exchange for fourth round draft choice from Bengals 8/22/78...excellent blocker...first TE and 22 player selected in '77 draft.

**COLLEGIATE:** Four-year starter at Michigan State...caught 32 passes during his collegiate career for 418 yards and three touchdowns...had 15 receptions for 170 yards and 2 TDs as a senior on his way to earning first-team all-Big 10 honors...voted MSU's outstanding lineman as senior despite missing 6½ games.

**PERSONAL:** Given name Michael (NMI) Cobb...attended Youngstown (OH) North High...all-city, all-state in football...school MVP in both football and basketball...cousin and high school teammate of Seattle running back Sherman Smith...spent off-season on weights at Halas Hall...favorite book: Bible...majored in Criminal Justice at MSU.

### Cobb's Pro Stats

Receptions	No.	Yds.	Avg.	TD	KOR	Yds.	Avg.	TD	Games
1981 Bears	2	20	10.0	0	0	0	0.0	0	16
1980 Bears	2	16	8.0	0	0	0	0.0	0	4
1979 Bears	6	91	15.2	0	0	0	0.0	0	16
1978 Bears	1	7	7.0	0	0	0	0.0	0	13
1977 Bengals	0	0	0.0	0	1	15	15.0	0	13
Career	11	134	12.2	0	1	15	15.0	0	62

Most Caught: 2 at Minnesota 10/21/79 (2-32).  
at Green Bay 9/7/80 (2-16).

Most Yards: 38 at San Francisco 10/28/79 (1-38).  
Long Catch: 38 at San Francisco 10/28/79 (1-38).

**81**

**TE**

**ROBIN EARL**

**Washington**

**Born: 3/18/55, Boise, ID**

**1977, D-3  
6-5, 240**

**PROFESSIONAL:** Played in 16 games, started last 15...retired, but came back 7/31/81...had 4 receptions for 48 yards at San Francisco 9/13/81...made successful off-season switch from FB to TE in 1980...started last 13 games there after illness forced Mike Cobb to injured reserve list...tied James Scott for lead among ends with 3 TD catches...5 catches at Cleveland 11/3/80 were most by Bear TE since Greg Latta caught 5 @ St. Louis 9/25/77...hobbled through '79 as FB with dislocated toe, sprained foot, pulled stomach muscle...Bears won 4 of his 5 fullback starts...was starter at FB when Walter Payton set NFL record 11/20/77 of 275 yards vs Vikings...had career high 74 yards on ground

in 7-0 victory at Buffalo 10/7/79...only rushing TD came in 12-9 overtime win vs Giants that sent Bears into '77 playoffs (4-yd run)...trimmed weight from 259 at time of '77 draft...third player taken by Bears that May...backup punter.

**COLLEGIATE:** Finished career as second leading rusher in Huskie history behind Hugh McElhenny with 2,351 yards...was tight end as freshman...had 5.0 career rushing avg...six 100-yard games as senior, 12 in career...lost only 13 yards in 463 collegiate carries...had 169-yard game vs UCLA as junior...caught 33 passes for 380 yards...Washington co-captain...third in discus at Pac-8 meet...MVP of two senior all-star games.

**PERSONAL:** Given name Robin Danial Earl...nickname Big Bird, Truck...married (Cheri), four boys (Ryan Damion, Regan Dirk, Roth Danial, Robby Derek)...resides in north suburban Riverwoods...favorite book: "The Late, Great Planet Earth" by Hal Lindsay...distributor for Gearhart Industries and Rock Bit Industries (Ft. Worth, TX)...has donated time to Boy Scouting—Eagle Scout...has own football camp...president of "81" Enterprises...all-State tailback at Kent (Wash.) Meridian High...was quarterback first two seasons...league MVP...recipient National Football Foundation Hall of Fame scholar-athlete award...Washington prep discus champion (192-7)...three-time basketball letterman...majored in business.

### Earl's Pro Stats

Receptions	No.	Yds.	Avg.	TD	Games	Rushing	Att.	Yds.	Avg.	TD
1981 Bears	10	118	11.8	1	16		0	0	0.0	0
1980 Bears	18	223	12.4	3	16		0	0	0.0	0
1979 Bears	8	56	7.0	0	13		35	132	3.8	0
1978 Bears	1	1	1.0	0	16		3	17	5.7	0
1977 Bears	6	32	5.3	0	14		56	233	4.2	1
Career	43	430	10.0	4	75		94	382	4.1	1

1977 KORs 2 for 28 yards; 1978 KORs 3 for 48 yards; 1980 KOR 1 for 11 yards.

Long Rush: at Green Bay 10/30/77, 34 (7-60).  
 Most Yards: at Buffalo 10/7/79, 74 (17-74).  
 Most Att.: at Buffalo 10/7/79, 17 (17-74).

Long Catch: at Philadelphia 11/26/80, 28 from  
 Vince Evans.  
 Most Catches: at Cleveland 11/3/80, 5 (5-63).  
 Most Yards Rec.: at Cleveland 11/3/80, 63 (5-63).



**8**  
**1977, D-6**  
**6-2, 212**

**QB**  
**VINCE EVANS**  
**Southern Cal**  
**Born: 6/14/55, Greensboro, NC**

**PROFESSIONAL:** Suffered concussion at Detroit 10/19/81...had right shoulder sprain/bruise vs Rams 9/28/81 in 1st quarter...after not practicing the next, was 26 of 43 for 307, 2 TD, 1 int. in next game at Minnesota 10/4/81...in last 2 preseason games, was 28 of 37 for 413, 4 TD, 0 int., rating of 147.6...total preseason stats: 53 of 91 for 687, 5 TD, 2 int., rating of 91.2...owns 57.1 career passer rating—6th highest in club history behind Sid Luckman, Bill Wade, Rudy Bukich, Johnny Lujack, Ed Brown...started last 10 games for Bears in 1980 after starting 3 in '79 before staph infection almost took his life... 'baptism' facing division leaders in first 6 starts and 9 of first 10...led NFL

QBs in TDs rushing last season with 8...has big play arm attested by 7 completions in '80 of 48 or more yards...89-yd toss to Rickey Watts is longest at Soldier Field since Club moved in '71...21.5 yards per attempt in first '80 start vs Lions was highest in NFL in 2 years...received game ball from that 10/19/80 victory...also voted game ball for performance in 61-7 destruction of Packers 12/7/80 when passed for 316 yards, 3 TDs, completing 18 of 22 (81.8%)...316 yards were most by Bears since 1970 (Jack Concannon's 338)...spent last 11 weeks of 1979 on injured reserve...in relief of Mike Phipps 9/9/79 against Minnesota directed Bears from 3-7 deficit to 26-7 win to earn starting chance...became contender with 90.5 passer rating in 6 quarters of 1979 preseason on stats reading 42-22-333-3 TDs, 1 int...only QB experience in '78 was 14 plays...mobile righthander...first two times he touched ball as a pro in preseason game with Cincy had KORs of 33, 51 yards...one '77 rush came as holder on FG placement...Bears 4th pick in '77 draft as first player taken second draft day in 6th round.

**COLLEGIATE:** 1977 Rose Bowl (SC 14, Michigan 6) MVP...accounted for 26 TDs in three years...won SC's Teschke Award going to the team's most inspirational player...directed West team to Hula Bowl win...was 95 of 177 for 1,440 (53.6), 10 TDs as senior...Southern Cal tri-captain...started 17 of last 20 games at QB for Troy...started impressive senior season by directing Trojans to upset win (20-0) over Texas A&M in '76 Liberty Bowl running 10 times for 41 yards and completing 6 of 13 for 174 yards, one touchdown...transferred to SC from Los Angeles City College after freshman season...backed up Pat Hayden as soph...MVP at LACC as frosh with 1,628 yards total offense.

**PERSONAL:** Given name Vincent Tobias Evans...engaged to Chyla Dibble...resides in Chicago during off-season...credits QB development to rediscovery of Faith...does numerous charity appearances...was football, basketball star at Greensboro (NC) Benjamin L. Smith High...almost enrolled at North Carolina Central College...majored in speech communications at USC.

### Evans' Pro Stats

Passing	Gms	Att.	Com.	Pct.	Yds.	Int.	TDs	Rating	Rush	Yds	Avg.	TD
1981 Bears	16	436	195	44.7	2354	20	11	51.0	43	218	5.1	3
1980 Bears	13	278	148	53.2	2039	16	11	66.1	60	306	5.1	8
1979 Bears	4	63	32	50.8	508	5	4	66.1	12	72	6.0	1
1978 Bears	3	3	1	33.3	38	1	0	42.1	6	23	3.8	0
a) 1977 Bears	7	0	0	0.0	0	0	0	0.0	1	0	0.0	0
Career	43	780	376	48.2	4939	42	26	57.1	122	619	5.1	12

a) KORs: 1977, 13 for 253, 19.5 avg.

#### STAT HIGHS

Long Rush: 58, vs Oilers 11/16/80 (4-80).  
 Most TDs Rushing: 2, @ Tampa Bay 12/20/80 (6-10).  
 Long KOR: 30, vs Lions 9/18/77 (4-48).  
 Long Pass: 89, vs Vikings (34-14-204) 9/21/80 to Rickey Watts

Consecutive Passes w/o interception: 92,  
 11/16/80-12/14/80.  
 Consecutive Completions: 10, vs Packers  
 (22-18-316) 12/7/80.  
 Highest Percentage: 81.8, vs Packers (22-18-316)  
 12/7/80.

Interceptions	No.	Yds.	TD	Fum.	Pass	Force	Sack	Games
1981 Bears	6	121	1	1	17	2	1/9	16
1980 Bears	1	8	0	3	8	0	1/0	15
1979 Bears	6	31	0	1	9	0	0/0	14
1978 Bears	4	77	0	2	10	1	0/0	16
1977 Bears	4	33	0	0	7	2	0/0	14
1976 Bears	0	0	0	1	0	0	0/0	13
Career	21	270	1	8	51	5	2/9	88

## Fencik's Pro Stats

**PERSONAL:** Given name John Gary Fencik (pron: ten-sick)...father is assistant principal of Barrington (IL) High...resides in Chicago...employee of Ray TV Cable Vision...member of U.S. Volleyball Assoc...Director Illinois Lottery Control Board...Board of Directors of Chicago Association for Retarded Citizens...studying for master's in business during off-season...has vacationed in Kenya...took seminar from Howard Cosell as colleague...has interned as a mortgage banker...captained Barrington High football, basketball teams...spent spring '75 studying in London...participated in Ford's PPKK program...has BA in history from Yale.

Harvard in '74...had TD in East-West game.

**COLLEGIATE:** Wide receiver who set Yale record with 82 receptions for 1,435 yards, 7 TDs—since broken by John Spagnola...all-v League in '75 with 42 catches for 729 yards, 3 TDs...held Yale record for 187 vs season, career receiving...had 99-yard TE reception in '75 game with Princeton...caught 11 for 187 vs

teammate...was Miami's 10th round pick in '76 but training camp injury/illness forced cut.

**COLLEGIATE:** Wide receiver who set Yale record with 82 receptions for 1,435 yards, 7 TDs—since broken by John Spagnola...all-v League in '75 with 42 catches for 729 yards, 3 TDs...held Yale record for 187 vs season, career receiving...had 99-yard TE reception in '75 game with Princeton...caught 11 for 187 vs

career starts as strong safety...made first pro interception off Joe Namath...outstanding rookie special 9/15/76...got starting chance as free safety because of injury to Plank and started twice there...72 of 74 Washington 12/16/78, Tampa Bay 12/4/77...has played in 88 of 91 games since joining club as free agent consecutive 100+ tackle seasons...owns 4 game ball trophies—vs Denver 12/20/81, vs Detroit 11/4/79, 1979...shared team lead that season with LCB Terry Schmidt...enters '82 season with string of 5 interceptions...shared team lead in five years after finishing third behind LB Jerry Muckenssturm and FS Doug Plank in '79...shared team lead with 3 fumble recoveries in '80...had 6 double figure tackle games in '80...missed 1980 final at Tampa with right shoulder separation...underwent knee (left medial ligament) and ankle (left) surgeries following all-Pro 1979 season when made career high 6 interception



**PROFESSIONAL:** AP, Sporting News all-NFL, UPI all-NFC...voted to NFC Pro Bowl squad for second time after 1981 season, first time as starter...scored first NFL TD with 69-yard interception return vs Broncos 12/20/81...led Bears in interceptions (6) in '81...was a holdout who returned 8/1/81...now 11th on Bears all-time leading interceptors with 21 career thefts...led Bears in tackles last season for fourth time in five years after finishing third behind LB Jerry Muckenssturm and FS Doug Plank in '79...shared team lead with 3 fumble recoveries in '80...had 6 double figure tackle games in '80...missed 1980 final at Tampa with right shoulder separation...underwent knee (left medial ligament) and ankle (left) surgeries following all-Pro 1979 season when made career high 6 interception

**GARY FENCIK**  
Yale  
Born: 6/11/54, Chicago, IL  
6-1, 197  
1976, FA

S

game outcome listed by dates.  
\* See all-time score section for opponent and

1	89	to Rickey Watts 9/21/80
2	85	to Marcus Anderson 10/19/81
3	65	to Walter Payton 9/30/79
4	64	to James Scott 9/16/79
5	64	to James Scott 10/19/80
6	59	to James Scott 10/19/80
7	58	rush 11/16/80
8	56	to James Scott 9/9/79
9	54	to Walter Payton 11/9/80
10	53	to Rickey Watts 12/7/80
11	52	to Rickey Watts 12/7/80
12	52	to Golden Richards 9/16/79

## LONG PLAYS

Most Attempts: 43, at Minnesota (26-307)

Most Completions: 26, at Minnesota (43-307)

Most Yards Passing: 316, vs Packers (22-18)

Most TDs Passing: 3, vs Redskins (18-11-210)

11/9/80

3, vs Packers (22-18-316) 12/7/80

3, at Oakland (32-15-240) 12/13/81

Most Interceptions: 4, vs Bengals (28-13-132)

12/14/80

4, vs Redskins (37-8-131) 10/4/81

Most Intercepts: 2 twice  
 Long Intercept: 69t vs Broncos 12/20/81 off Craig  
 Morton (1-69).  
 Most Deflections: 3 at Tampa Bay 12/4/77.  
 at Kansas City 11/8/81.

Most Solos: 12 at St. Louis 9/25/77.  
 Most Total Tackles: 17 at St. Louis 9/25/77.



**85**  
**1980, D-12**  
**6-3, 240**

**TE**

**BOB FISHER**  
**Southern Methodist**  
**Born: 3/17/58, Los Angeles, CA**

**PROFESSIONAL:** Active for last two games in '81...had been placed on injured reserve 10/9/81 with right knee strain vs Rams 9/28...began running 11/9...only start vs Packers 9-6...won starting job at start of camp...started against Redskins, Bengals in 2 TE offense in '80...Bear 'find' of 1980 draft...first pro catch was 10-yard out from Mike Phipps that netted a 56-yard TD against Saints...had crucial 20-yard TD catch from Vince Evans in Thanksgiving comeback @ Detroit...was 322nd player selected in '80 draft...played @ 220 as collegian but reported to rookie camp at 248.

**COLLEGIATE:** Honorable mention to all SWC team as senior...57 career receptions for 925 yards, 7 TDs...led Mustangs as frosh with 23 for 369, 2 TDs...one of 3 TEs in SMU history to surpass 100 yards receiving in 1 game.

**PERSONAL:** Given name Robert Lee Fisher...nickname "Fish"...received Boys Club of America (1975) National Boy of the Year award from President Ford after mother's stroke left him with financial responsibility for her. 2 brothers as senior at Pasadena Blair High...held down 3 jobs that summer—warehouse worker, furniture mover, tree hauler—to make house payments, keep family together...refused outside aid...high school counsel, tutor at Pasadena Boys Club...made trip to Alaska with Boys Club of America...also worked with Better Boys Foundation in offseason of '81...favorite book: "This Life" by Sidney Poitier...plays piano...2-time grid captain, also owns track letter...hobbies include FCA, jazz...works during offseason as salesman for Superior Lighting...winner of 1980 Brian Piccolo Award...took 12 hours at Lake Forest College during offseason to complete BS in public relations.

### Fisher's Pro Stats

Receptions						Kickoff			
	No.	Yds.	Avg.	TD	Gms.	Returns	Yds.	Avg.	TD
1981 Bears	0	0	0.0	0	6	2	15	7.5	0
1980 Bears	12	203	16.9	2	16	3	32	10.7	0
Career	12	203	16.9	2	22	5	47	9.4	0

Long Rec: 56t, vs Saints 9/14/80 (1-56).  
 Most Yards: 56 vs Saints 9/14/80 (1-56).  
 Most Rec: 2 vs Redskins 11/9/80 (2-27).  
 at Atlanta 11/23/80 (2-21).

**24**  
**1981, D-7**  
**5-10½, 188**

**CB-PR**

**JEFF FISHER**  
**Southern Cal**  
**Born: 2/25/58, Culver City, CA**

**PROFESSIONAL:** Set Club records for most punt returns in a season (43) and most yards punts returned in a season (509)...game ball performance vs Vikings 12/6/81 included one interception for 3 yards, one fumble recovery, one forced fumble, 5 punt returns for 49 yards...88-yard punt return for TD vs Buccaneers 9/20/81 was longest by Bear in Soldier Field, longest vs Bucs, longest by Bear since 10/11/42 when Scooter McLean went 89 vs Chicago Cardinals...returned 7 punts for 48 yards in preseason...first defensive back to start preseason opener since Doug Plank in '75...led defense in camp 880 with 2:11.5...sixth Bear pick, 177th player selected.

**COLLEGIATE:** Made successful switch from second team WR to first unit corner for junior season...played wide (strong) side CB...was redshirted freshman season...made 12 tackles, 1 interception in '79 victory over Notre Dame...1980 all-Pac 10 academic team with 3.36 GPA...career defensive stats show 5 intercepts, 108 tackles, 3 fumble recoveries, 11 passes broken up...last season returned 9 punts for 8.9

average...barefoot back-up place kicker.

**PERSONAL:** Given name Jeffrey Michael Fisher...prepped at Woodland Hills Taft High...was Scholastic Coach All-America WR as senior...set LA prep record with 13 for 284, 2 TD day...had 6 interceptions as senior...C, OF on baseball team...favorite book: "The Choir Boys" by Joseph Wambaugh...donates \$1 per yard on punt returns to Shrine Hospital in Los Angeles...has BA degree in Public Administration.

### Jeff Fisher's Pro Stats

Interceptions	No.	Yds.	Avg.	TD	Tkls/Solo	Fum.Rec.	Pass Def.	Force Fum.	Blk. Kick	Sack -Yds.
1981 Bears	2	3	1.5	0	21/18	1	3	1	0	0/0


Kickoff Returns	No.	Yds.	Avg.	TD	Punt Ret.	Yds.	Avg.	TD	Games
1981 Bears	6	96	16.0	0	43	509	11.8	1	16

Long Punt Return: 88t vs Buccaneers 9/20/81 (2-93).

Most Punt Returns: 5 at Green Bay 11/15/81 (5-39).

vs Vikings 12/6/81 (5-49).

Most Solos: 7 at Detroit 10/19/81.



21

1981, FA  
6-0, 189

CB

LESLIE FRAZIER

Alcorn State

Born: 4/3/59, Columbus, MS

**PROFESSIONAL:** Played in 12 games...one of four rookie defensive backs to make team...signed with Bears as free agent 7/18/81.

**COLLEGIATE:** Three-year letterman...two-year all-Southwestern Conference MVDB 1981...Kodak all/america...played in Sheridan Black College all-star game...most valuable defensive back Alcorn State 1980...most valuable player on baseball team...all-conference in baseball and two-year letterman...captain 1979...played entire season with a nagging hamstring problem.

**PERSONAL:** Given name Leslie Antonio Frazier...prepped at Columbus (MS) Lee High...hobbies include music, basketball, ping-pong...favorite book: Bible...has degree in Business Administration.

### Frazier's Pro Stats

Interceptions	No.	Yds.	Tkls/Solo	Fum. Rec.	Pass Def.	Force Fum.	Blk. Kicks	Sack -Yds.	Games
1981 Bears	0	0	2/2	0	0	0	0	0/0	12

Kickoff Returns	No.	Yds.	TD
1981 Bears	6	77	0

82

1979, FA  
5-11, 180

WR

KRIS HAINES

Notre Dame

Born: 7/23/57, Akron, OH

**PROFESSIONAL:** Suffered left knee injury in opener vs Packers 9/6/81...had cartilage surgery with arthroscope 9/9/81, placed on injured reserve...won camp 880 in '81 with 2:06.4; won in '80 with 2:09.0...got starting split end assignment 9/21/80 vs Vikings but missed 2nd half of that game with leg cramps...responded to first Bear training camp last year with pair of TD receptions in preseason...made pair of catches for 49 yards in '80 finale at Tampa Bay...waived by Washington 9/4/79—two days after regular season opener...9th round Redskin pick.

**COLLEGIATE:** Won five letters at Notre Dame—3 football, 2 track (:09.7, 100)...holds Irish records for average yards per catch for season (1979, 21.8), career (21.4)...career stats show 63 catches for 1,350 yards, 7 TDs, long 57...had game-winning catch versus Houston in '79 Cotton Bowl...best day was in '78 vs Southern Cal with 9 for 179.

**PERSONAL:** David Kris Haines...has karate black belt...participated in PP&K as youth...father (Dave) was football coach at Sidney (OH) High where Kris set records for season rushing (1,407), season TDs (21), game rushing (307) and game TDs (5)...also lettered in basketball, track...attending law school at W. Los



Angeles...working for Mutual Realty in Phoenix...favorite book: Bible...has BBA in business administration.

### Haines' Pro Stats

Receptions	No.	yds.	Avg.	TD	Gms.	Kickoff Returns	Yds.	Avg.	TD
1981 Bears	0	0	0.0	0	1	0	0	0.0	0
1980 Bears	4	83	20.8	0	16	1	0	0.0	0
1979 Bears	0	0	0.0	0	2	0	0	0.0	0
1979 Redskins	0	0	0.0	0	1	0	0	0.0	0
Career	4	83	20.8	0	20	1	0	0.0	0

Long Rec: 35 at Tampa Bay 12/20/80 (2-49) from Vince Evans.

Most Rec: 2 vs Vikings 9/21/80 (2-34).  
at Tampa Bay 12/20/80 (2-40).

Most Yds: 49 at Tampa Bay 12/20/80 (2-49).



99

1979, D-1a

6-5, 255

DE-DT

DAN HAMPTON

Arkansas

Born: 9/19/57, Oklahoma City, OK

**PROFESSIONAL:** Fifth on team in tackles (68), tied for first in sacks (9)...had 48 consecutive starts at LDE...has been playing some DT...named to NFC Pro Bowl squad for first time (behind starters & Division rivals Lee Roy Selmon and Al Baker) after leading Bears in quarterback sacks with 11½ in 1980...set personal pro high getting to Saints' Archie Manning three times 9/14/80...named PFW defensive player of week for that performance...shared team lead causing two enemy fumbles...led front four in tackles with 73...has started every game of pro career—32 consecutive...consensus all-rookie pick at LDE in 1979...made first pro sack on Bucs' Doug Williams...was first rookie

to start on Bear defense since '75...had pair of sacks on Ron Jaworski in '79 playoff defeat...tied for team lead with pair of fumble recoveries as rookie...4th man selected in '79 draft behind LB Tom Cousineau (Bills), DT Mike Bell (Chiefs) & QB Jack Thompson (Bengals)...Bears obtained that draft spot plus TE Bobby Moore from Tampa Bay for DE Wally Chambers...voted '79 Brian Piccolo Award by veteran teammates.

**COLLEGIATE:** Coaches' all-America pick after senior season with Razorbacks...won Houston Post SWC Defensive Player of Year Award as DT...four-time Arkansas letterman...twice all-SWC...had 18-sack senior season in non-passing conference...became starter in sophomore season...played in Senior, Fiesta, Orange & Cotton Bowls...made 32 tackles behind line in college career.

**PERSONAL:** Given name Daniel Oliver Hampton...nickname Danimal...married (Terry)...prep all-America at Jacksonville (AR) High...grew up on 42-acre farm near Cabot (AR)—23 miles from Little Rock...was "fifth grade version of Earl Campbell" until 45-foot fall from tree broke both legs, arm & confined him to six months in wheelchair...took up music after accident...6 favorite instruments are bass guitar, classical guitar, drums, saxophone, piano, organ...formed band "Sanctuary"...was playing in HS band (was 6-5, 235 as soph) when persuaded to try football again...upped weight from 240 to 260 and increased speed from :05.2 to :04.85 at Arkansas...described as explosive weight lifter: power clean 350, squat 550, bench 350—his quote: "strength has never been my weakness"...suffered broken nose in endzone celebrating Bears' overtime victory over Lions Thanksgiving Day...favorite book: "The World According to Garp" by John Irving...had pet pig (Mork Pork)...mother (Joan father deceased) still lives on farm...resides in north suburban Lake Bluff.

### Hampton's Pro Stats

	Int/ Yds.	Tkds/ Solo	Fum. Rec.	Pass Def.	Force Fum.	Sack/ Yards	Games
1981 Bears	0/0	68/56	0	4	1	9/77	16
1980 Bears	0/0	73/58	0	1	2	11½/108½	16
1979 Bears	0/0	70/48	2	3	1	4½/28	16
Career	0/0	211/162	2	8	4	25/213½	48

Most Sacks: 3 (34 yards) vs New Orleans  
9/14/80.

**ROLAND HARPER**  
 Louisiana Tech  
 Born: 2/28/53, Seguin, TX

**35** **FB**

1975, D-17  
 5-11½, 210

**PROFESSIONAL:** Started opener vs Packers 9/6/81, pulled hamstring. did not play next game at San Francisco 9/13... played in last 14... in relief of Matt Suney (rbs) at Oakland 12/13 had 15 carries for 49 yards... started vs Broncos 12/20 in finale, had 15 carries for 48 yards, 1 TD... fourth leading rusher in Club history with 3,037 (behind Payton, Casares, Sayers)... came back from 20 games on injured reserve list 10/6/80 to start last 12 games & finish second to Payton in rushing 404 in 1980... stands 14th in catches (125), 20th receiving yards (995), 35th in scoring (102)... team's spiritual leader... top rushing day last season was 11 for 58 @ Minn. 10/12... 79 shelf due to right knee problems, missed preseason plus first 4 '80 games with right hamstring problems... underwent two arthroscopic surgeries, one conventional 8/79, 3/80 for repair of anterior cruciate & medial ligaments, injury... voted Chicago's pro athlete of '78... captained offense in 4 of first 5 seasons... only 5 other Bears have topped his 144 (only trip over 100) rushing yards in one game—112/26/78 vs Bucs... just missed 1,000-yard mark in '78 but finished sixth among NFC players with 992... led '76 Bears in catches... missed 3 in late '77 with right knee... punishing runner, blocker... number two rusher on Club all 5 seasons... awarded Bear MVP honor by NEA in '78... won '75 Brian Piccolo Award... has game balls from '75 '75 Lion victory and '78 wins over Lions and Bucs... 420th (of 442 selected) player taken in the '75 draft.

**COLLEGIATE:** Second leading rusher in Tech history behind Charles (Quick Six) McDaniel with 1,949 yards (371 carries)... MVP after '74 Tech season as blocking back... voted most unselfish player in '73... Tech 44-4 in his career, NCAA College Division Champs in '74... had 5.3 rushing average... played in Pioneer, Grantland Rice, Camellia Bowls.

**PERSONAL:** Given name Roland Harper... nicknamed Bull... married (Alice, Tech majorette), twins—Roland and Roland, daughter Porcha... resides in Gurnee during offseason... own printing business during offseason... daily Bible reader... football captain, javelin thrower (197-2) at Captain Shreve High School... hobbies karate, leather crafts... favorite book: Bible... volunteered time to Better Boys Foundation, Midwest Associate for Sickle Cell Anemia... other interests include International Order of Foresters, Hampton Scholarship Fund, Fellowship of Christian Athletes... food broker with E. J. Sweeney Co. for McDonalds... has B.A. in recreation.

**Harper's Pro Stats**

Rushing	Att.	Yds.	Avg.	TD	Receiving	Yds.	Avg.	TD	Games
1981 Bears	34	106	3.1	1	2	10	5.0	0	15
1980 Bears	113	404	3.6	5	7	31	4.4	0	12
placed on injured reserve 8/29									
1979 Bears	240	992	4.1	6	43	340	7.9	2	16
1978 Bears	120	457	3.8	0	19	142	7.5	0	11
1977 Bears	147	625	4.3	2	29	291	10.0	1	14
1976 Bears	100	453	4.5	1	27	191	7.1	0	13
1975 Bears	754	3037	4.0	15	127	1005	7.9	3	81

Kickoff Returns	No.	Yds.	Avg.	TD	Passes	Comp.	Yds.	TD	Int.
1981 Bears	0	0	0.0	0	0	0	0	0	0
1980 Bears	0	0	0.0	0	0	0	0	0	0
1979 Bears	0	0	0.0	0	0	0	0	0	0
placed on injured reserve 8/29									
1978 Bears	0	0	0.0	0	1	1	0	0	1
1977 Bears	3	44	14.7	0	1	1	0	0	0
1976 Bears	6	119	19.8	0	0	0	0	0	0
1975 Bears	4	67	16.8	0	0	0	0	0	0
Career	13	230	17.7	0	2	2	0	0	0

**Most TDs Rushing:** 1, last vs Broncos 12/20/81.  
**Long Rush:** 32 at Los Angeles 11/23/75 (18-84).  
**Most Caught:** 8 at Los Angeles 10/17/76 (81).  
**Most Yds Rushing:** 144 vs Buccaneers 11/26/78  
 (25-144).  
**Most Rushes:** 25 twice.  
 22 / CHICAGO



Most Yds Rec: 81 at Los Angeles 10/17/76 (6).  
 Most TDs Rec: 1 three times, last vs Seahawks  
 11/5/78.

Long Catch: 39 at Seattle 12/5/76 from Bob  
 Avellini.  
 Long KOR: 30 vs Broncos 12/12/76.



**90**  
**1979, D-1b**  
**6-4, 240**

**PROFESSIONAL:** Started last 11 games RDE...game ball performance at Kansas City 11/8/81 included 11 tackles, 7 solos; 2 fumble recoveries...scored TD on 44-yard interception return vs Broncos 12/20/81...had 18-yard reception from Brian Baschnagel from fake FG vs Vikings 12/6/81...capped 1980 comeback season with game-saving block of 32-yard Garo Yepremian FG attempt @ Tampa 12/20 to preserve 14-13 win with 40 seconds left...got game ball...key player in 46 defense with ability to play DE/LB...spent first 8 games of rookie season on injured reserve list after undergoing left knee cartilage surgery 7/28/79...suffered injury in 1-on-1 blocking drill vs Atlanta's Warren

Bryant...activated for last 8 games, saw action in 4...notched first pro sack on Lions' Jeff Komlo...ninth player selected in '79 draft—five picks after Bears took Dan Hampton.

**COLLEGIATE:** Consensus all-America pick and finalist for Lombardi & Outland Trophies after senior season with Sun Devils...first unanimous all-America pick in Arizona State history...all-WAC as junior...had 11 tackles in '78 Fiesta Bowl vs Penn State...was outstanding collegiate pass rusher with vertical jump of 33 inches...had 5 sacks, 5 hurries vs Cal in '78...finished senior year with 19 sacks and 22 other tackles behind scrimmage.

**PERSONAL:** Given name Alfred Carl Harris...with father in Air Force, Al grew up in Maine, North Carolina, New Jersey, West Virginia, and Hawaii...finished senior season at Leilehua Valley High in Wahiawa, Hawaii...Hawaii player of year as senior...was basketball center; track long, triple jumper...blocked 11 shots in one basketball game...two-time two-sport captain...brother Tim was cager at Air Force Academy...cousin of Buccaneers' Rickey Bell...hobbies include hamburgers...favorite book: Bible...spent offseason working on degree in mass communications.

### Harris' Pro Stats

	Int/Yds	Tkls/Solo	Fum. Rec.	Pass Def.	Force Fum.	Blk. Kick	Sack -Yds.	Games
+1981 Bears	1/44t	61/47	3	5	1	0	2/17	16
1980 Bears	0/0	11/9	0	0	0	1	0/0	16
1979 Bears	0/0	1/1	0	0	0	0	1/7	4
Career	1/44t	73/57	3	5	1	1	3/24	36

+1 reception for 18 yards

Most Solo Tackles: 9 vs Lions 11/22/81.

Most Total Tackles: 11 at Kansas City 11/8/81.

**73**  
**1975, D-2**  
**6-3, 243**


**DE**

**MIKE HARTENSTINE**  
**Penn State**

**Born: 7/27/53, Allentown, PA**

**PROFESSIONAL:** Started first 5 games, played in 16...suffered broken right thumb at Minnesota 10/4/81...had pins implanted 10/6 with cast; out of cast 11/17...one of two 7-year players (Sorey) to have been in all 106 regular season games...owns game balls from 12/10/78 win over GB, 11/4/79 over Lions...made switch from left side rush in '78 training camp...among NFL's strongest defensive linemen...works 52 weeks a year on weights...normal offseason day includes 4 hours weight work lifting 100,000 pounds...can bench 400/ pound range...'75 all-rookie consensus selection.

**COLLEGIATE:** NCAA-ABC defensive player of 1974, consensus all-America as 220-pound defensive tackle at Penn State...2 year regular, 3-time letterman...212 tackles, 15 sacks as starter...Lions 32-4 in his 3 seasons...played middle guard in '75 College All-Star game (Pitt 21-14)...also played in Sugar, Orange and Cotton Bowls.



**PERSONAL:** Given name Michael Albert Hartenstine (pron: heart-in-st/eye/ne)...married (Donna), two sons, one daughter...resides during off-season in north suburban Lake Bluff...had 48-inch chest, 34 waist...all-state end-linebacker at Bethlehem (PA) Liberty High...also participated in basketball, track.

### Hartenstine's Pro Stats

	Tkls/Solo	Fum. Rec.	Pass Def.	Force Fum.	Blk. Kick	Sack -Yds.	Games
1981 Bears	34/29	1	2	2	0	2/12	16
1980 Bears	66/54	0	4	1	0	6/61	16
1979 Bears	60/40	1	1	1	1	8/74	16
1978 Bears	70/44	3	2	2	0	6/57	16
1977 Bears	55/34	3	4	1	0	1/0	14
+1976 Bears	86/56	3	5	1	0	3/32.5	14
*1975 Bears	61/36	2	3	1	0	5/61	14
Career	432/293	13	23	9	1	31/297.5	106


\*Scored safety with 22-yard sack of Vikings' Fran Tarkenton 10/27/75.

+Scored touchdown on 12-yard lateral run at Dallas 10/24/76.

Most Solo Tackles: vs Broncos 12/12/76, 10.

Most Total Tackles: vs Broncos 12/12/76, 12.

Most Sacks: 2 twice, last vs Lions 11/4/79 (2-18).



**20**

**1981, D-6**

**6-1, 200**

**CB**

**REUBEN HENDERSON**

**San Diego State**

**Born: 10/3/58, Santa Monica, CA**

**PROFESSIONAL:** Started last 3 preseason games and all 16 regular season games...game ball performance vs Vikings 12/6/81 included 39-yard interception return and one fumble recovery...had 23-yard interception return vs Chargers in overtime victory...made first pro theft off Lynn Dickey in opener 9/6/81...4.55 in 40...shut-out John Jefferson at Green Bay 11/15/81...150th player in draft.

**COLLEGIATE:** Started last 20 games at SDS...2nd team All-Western Athletic Conference in '79...was a freshman starter at Oklahoma State in '76...red-shirted in '77 @ SDS...three-year State totals: 148 tackles, 9 interceptions, 23 passes deflected...had 2 interceptions, 3 deflections, 7 tackles against Wyoming in '79.

**PERSONAL:** Given name Reuben Stanley Henderson...married (Bobbie)...favorite book: Bible...Coaches all-America at Fontana (CA) High...RB, DB in high school...ran leg of conference champion 440-Relay team...has BA degree in marketing.

### Henderson's Pro Stats

Interceptions	No.	Yds.	Tkls/Solo	Fum. Rec.	Pass Def.	Force Fum.	Blk. Kick	Sack -Yds.	Games
1981	4	84	58/52	1	19	0	0	0/0	16



**51**

**1978, FA**

**6-2, 220**

**LB**

**BRUCE HERRON**

**New Mexico**

**Born: 4/14/54, Victoria, TX**

**PROFESSIONAL:** Third in special team tackles with 19 in '81...valued spot, special teamer...suffered right knee strain in '80 opener & missed win over New Orleans 9/14...has played in 62 of 63 since joining Club 9/6/78 after last Miami cut...had key block on Dave Williams' OT KOR @ Detroit 11/27/80...owns 2 game balls for punt blocks that led to winning touchdowns: 12/2/79 at Tampa Bay off Tom Blanchard & 11/19/78 vs Atlanta off John James...had fourth down, last possession sack on David Whitehurst to save (6-3) 1979 opening day victory over Green Bay...made first pro sack on Seattle's Jim Zorn...only starting assignment came at LLB 11/12/78 at Minnesota

...spent '77 season on Dolphin injured reserve list with left knee surgery...seventh round Miami pick that season.


**COLLEGIATE:** Switched from WR to DE his junior year at New Mexico and had 9 QB sacks for 55 yards in losses in his last two seasons at UNM... earned WAC Defensive player of the Week laurels when he blocked a punt that set up the tying FG, forced a fumble that set up the winning TD, and made 10 unassisted stops in New Mexico's 36-30 win over San Jose State in 1976... made 78 tackles including 41 solos as a senior for the Lobos... teammate of Steeler Robin Cole.

**PERSONAL:** Given name Bruce Wayne Herron... nickname Slugo... married (Joyce)... favorite book: Bible... charity work has included Brian Piccolo Foundation, Nelson Fox Cancer Fund, Rube Walker Leukemia Center, Big Brothers/Big Sisters of Metropolitan Chicago... salesman for Triple A Air Freight in Elk Grove... hopes for public relations career after playing days... prepped at Bloomington (TX) High... earned basketball letters and played WR, TE, DT, QB and RB there... has B.S. in public relations.

### Herron's Pro Stats

Interceptions	No.	Yds.	Tkls/ Solo	Fum. Rec.	Pass Def.	Force Fum.	Blk. Kick	Sack -Yds.	Games
1981 Bears	0	0	17/14	1	3	0	0	0/0	16
1980 Bears	0	0	5/5	0	2	0	0	0/0	15
1979 Bears	0	0	28/18	0	1	0	1	1/8	16
1978 Bears	0	0	30/20	0	1	0	1	1/16	15
Career	0	0	80/57	1	7	0	2	2/24	62

1979 KOR 1 for 0: 1980 KOR 1 for 5 yards.



63

1981, FA  
6-3, 250

C

JAY HILGENBERG

Iowa

Born: 3/21/59, Iowa City, IA

**PROFESSIONAL:** Named to PFW all-rookie team... long-snapper... signed with Bears as free agent 5/8/81.

**COLLEGIATE:** Two-year honorable mention all-America... two-year all-Big Ten... four-year letterman... played in Blue-Gray Game, Hula and Japan Bowls.

**PERSONAL:** Given name Jay Walter Hilgenberg... prepped at City High... nephew of Vikings Wally Hilgenberg who has retired... favorite book: "The Postman Always Rings Twice" by James Cain... general studies major.

### Hilgenberg's Pro Stats

Total games 16: Bears 1981 (16).



65

1975, T-Colts  
6-2, 265

G

NOAH JACKSON

Tampa

Born: 4/14/51, Jacksonville Beach, FL

**PROFESSIONAL:** Has started 102 of 103 Bear games at LG... holdout who reported 8/18/81... won battle with weight in 1980 and enjoyed top year with Bears... just missed making Pro Bowl squad 1979-80... had 50-game string snapped by ankle injury 11/18/79... current streak is 36 straight... second team all-NFC pick by UPI in '80 after honorable mention 1977-78 seasons... Bears obtained rights to sign Jackson from Baltimore for 1975 7th round pick... Colts' 7th selection in '74 draft... Jackson was playing with Toronto Argonauts in CFL at time... played first 44 pro games in CFL over three seasons... one of few players to have started playoff games in both CFL, NFL.

**COLLEGIATE:** Gave up final season of eligibility at Tampa to sign with Argonauts after '71 season with RB Leon McQuay... small college all-America pick... played offensive guard and tackle, defensive tackle.

**PERSONAL:** Given name Noah Dale Jackson... nickname Buddha... married (Cheryl), one daughter... attended Jacksonville Beach Fletcher High... donated time to fight Sickle Cell Anemia... hobbies include travel, soap operas, landscaping, golf (high 70s)... can dunk basketball... resides in Lake Forest during off-season.

## Jackson's Pro Stats

Total games 147: Toronto Argonauts CFL 1972 (14), Toronto 1973 (14), Toronto 1974 (16), Bears 1975 (14), Bears 1976 (12), Bears 1977 (14), Bears 1978 (16), Bears 1979 (15), Bears 1980 (16), Bears 1981 (16). Caught one pass for 17 yards vs Colts at Chicago 9/21/75. Scored TD on six-yard fumble return 1973.



62  
1976, D-6  
6-4, 270

T

DAN JIGGETTS

Harvard

Born: 3/10/54, Brooklyn, NY

**PROFESSIONAL:** Had only career start (RT) vs Rams 9/28/81... had scrimmage action in four '81 games and last 4 games of '80... has seen action in 90 of 92 games in career... missed pair in '77 with broken wrist... second VP of Player Association, Bears alternate rep... started in '76 preseason tilt at Tampa in four-tackle offense... Bears' fifth pick in '76 draft... can bench 450 pounds.

**COLLEGIATE:** Three-time all-Ivy League pick... all-East as senior... Harvard's 102nd, but first Black, football captain... leader of first Harvard team to win outright Ivy title in '75... shared crown in '74... was also all-Ivy in track and field... was among national leaders in 35-pound weight throw with 62 feet... competed against Oxford-Cambridge track team in England... also threw hammer (189-10), discus (150) and shot (52-6).

**PERSONAL:** Given name Danny Marcellus Jiggetts (pron: jig-its)... married (Karen), one daughter (Lauren)... favorite book: Bible... interests include international banking... working on masters in business at U of Chicago... attended Westhampton Beach (NY) High lettering, captaining the basketball, football, track teams... has donated time to Children's Home & Aid Society, United Cerebral Palsy, American Cancer Society, Boy Scouts, United Charities, Special Olympics, Hutch Fund, VA Hospitals, Chicago Heart Association, United Way, Cerebral Palsy Telethon, Children's Rehab Institute, Children's Memorial Hospital, Carmelite Home for Abused and Abandoned Children... hobbies include photography, political history, boating, Plato and Aristotle... can play sax... has B.A. in government.

## Jiggetts' Pro Stats

Total games 90: Bears 1976 (14), Bears 1977 (12), Bears 1978 (16), Bears 1979 (16), Bears 1980 (16), Bears 1981 (16).



57  
1979, D-6  
6-2, 225

LB

LEE KUNZ

Nebraska

Born: 4/21/57, Lakewood, CO

**PROFESSIONAL:** Started at MLB for first 7 games of '81, last 2 preseason games... had 10 solo tackles vs Redskins 10/11/81... made 9 solo tackles in first career MLB start 11/3/80 @ Cleveland... also started following week vs Redskins for injured Tom Hicks... has yet to miss a game (48)... had key block on Dave Williams' OT KOR @ Detroit 11/27/80... made key 16-yard return of blocked punt at Tampa 12/2/79 to 1-yardline setting up first TD in 14-0 win... 6th pick in '79 draft... can play all 3 LB spots.

**COLLEGIATE:** Three-time Husker letterman... academic all-America choice... set Nebraska record with 159 tackles as junior weakside line-backer... also led team with 130 as senior... won track letters... took Big 8 '77 discus title... finished fourth at '79 Drake Relays with Nebraska record 192-foot toss... high jumped 6-9... :04.7 in 40... was decathlon prospect... made 26 tackles in Big 8 showdown with Oklahoma... named ABC player of the week for that performance.

**PERSONAL:** Given name Lee Roy Kunz (pron: koonz)... cousin of former Raider Terry Kunz... prep star at Wheat Ridge (CO) High... won state titles in high jump (6-7), discus (179)... participated in PP&K as youth... favorite book: "Fountainhead" by Ayn Rand... spent off-season working on advanced degree in finance... has BA in finance.




## Kunz's Pro Stats

Interceptions	No.	Yds.	Tkls/Solo	Fum. Rec.	Pass Def.	Force Fum.	Blk. Kick	Sack -Yds.	Games
1981 Bears	0	0	57/42	0	2	0	0	0/0	16
1980 Bears	0	0	26/23	0	0	0	0	0/0	16
1979 Bears	0	0	10/9	0	0	0	0	0/0	16
Career	0	0	91/74	0	2	0	0	0/0	48

Most Solo: 10 vs Redskins 10/11/81.

Most Tackles: 13 vs Redskins 10/11/81.



70

1976, D-1

6-3, 265

T

DENNIS LICK

Wisconsin

Born: 4/26/54, Chicago, IL

**PROFESSIONAL:** Started 73 consecutive games until right knee ligament injury vs Buccaneers 9/20/81...had surgery by Dr. Fossier and was placed on injured reserve...out of cast 11/16/81...cracked starting lineup halfway through rookie season...bruising run blocker...second team all-NFC in '78...owns game ball from 10/30/77 GB win as Bears rushed for 375...made first start at LT...first offensive lineman, eighth player taken in '76 draft...Bears got that selecting position from Detroit for a 3rd round pick and exchange of first round positions.

**COLLEGIATE:** Two-time consensus all-America pick, four-year regular at Wisconsin...missed last 3 games of junior season with surgical left knee injury...played in Hula, East-West and Japan Bowls.

**PERSONAL:** Given name Dennis Allan Lick...resides in north suburban Northbrook...prepped at Chicago's St. Rita High and is active in alumni affairs there...Mustangs won City Prep championships at Soldier Field in '70-'71...national prep lineman of 1971...charity visits include Childhood Cancer Research, Hutch Fund, VA hospitals...investments include rock concerts...has started art collection that includes original paintings by Leroy Neiman, Andrew Wyeth and Joseph Burlini metal works...won battle with alcohol in April '80...won Bears home run hitting contest 1979-80...majored in sociology.

## Lick's Pro Stats

Total games 79 all Chicago: 1976 (14), 1977 (14), 1978 (16), (1979 (16), 1980 (16), 1981 (3).

89

1981, D-3


5-11, 175

WR

KEN MARGERUM

Stanford

Born: 10/5/58, Fountain Valley, CA



**PROFESSIONAL:** Named to PFWA, UPI, PFW all-rookie teams...started 6 games...in first start at Minnesota 10/4/81 had 10 receptions for 140 yards...first pro TD was 22-yard reception from Vince Evans at Oakland 12/13/81...led Bears in reception yardage (584)...had most catches by a Bear rookie WR since Harlon Hill in '54 (45)...led Bear receivers with 15 grabs for 224 yards in preseason...67th player in draft, 8th WR.

**COLLEGIATE:** Consensus All-America...broke Stanford records for catches, yards, TD catches set by Tony Hill, James Lofton, Gene Washington...finished 3rd on Pac-10 all-time receiving list...4 TD catches vs Oregon State in '80 set Pack-10 record for single-game TD receptions...had 9 grabs for 163 yards and 3 TDs vs Boston College in '79...ran 110-meter high hurdles (14.3) and 2nd leg of 400-meter relay...vertical jump of 38"...played in Hula and Senior Bowls...from USC coach John Robinson: "Ken Margerum is the best receiver in the nation"...career stats: 146 receptions, 2517 yards, 32 TDs.

**PERSONAL:** Given name Kenneth (NMI) Margerum...all-state in football at Fountain Valley (CA) High...2nd in state in 120-yard high hurdles (13.7)...also triple jumper and 330-low hurdler...taught a course for credit at Stanford on wind surfing...favorite book: "Fear and Loathing in Las Vegas" by Hunter S. Thompson...selling real estate...putting together limited partnerships in real estate with Stanford alumnus Jim Ward...company name "Ward/Margerum Associates"...taking drum lessons...tried aerobic airplane flying...has BA in communications/psychology.

## Margerum's Pro Stats

Receiving  
1981 Bears

No.	Yds	Avg.	TD	Rushing	Yds.	Avg.	TD	Games
39	584	15.0	1	1	11	11.0	0	16



37

1979, D-3  
6-1, 205

RB

**WILLIE McCLENDON**

Georgia

Born: 9/13/57, Brunswick, GA

**PROFESSIONAL:** Would be ideal spokesman for American Express ad as Walter Payton's backup...has carried ball from scrimmage in 19 of 48 career games...had 48-yard run & 6 for 72 performance in 61-7 rout of Packers 12/7/80...led Chicago rushers in 11/18/79 win over Jets with 54 yards on 8 carries...scored first pro TD at Miami 9/23/79...6 catches as rookie were one more than entire Georgia career...had 63 yards on 17 carries in overtime victory at Kansas City 11/8/81...had 12 special team tackles...led Bear rushers in '81 preseason with 110 yards on 36 carries...was 66th player taken in '79 draft...owns 5 runs of 10 or more yards.

**COLLEGIATE:** The '78 SEC Offensive Player of the Year...broke 1942 Heisman Trophy winner Frank Sinkwich's 37-year old Georgia record rushing for 1,317 yards as senior...22 career rushing TDs also set Georgia record...had best day vs Florida as junior rushing 10 times for 163 yards & 2 TDs...played in Bluebonnet, East-West, Japan Bowls...set SEC record with 8 consecutive 100-yard games...career figures show 443 runs for 2,233 yards, 5.3 average.

**PERSONAL:** Given name Willie Edward McClendon...married (Susan), one son...won football, basketball track letters at Brunswick Glynn Academy...captained football, basketball, track teams...ran :09.7 100...extremely strong legs indicated by ability to squat 500 pounds...favorite book: "Rich Man, Poor Man" by Irwin Shaw...spent offseason completing degree requirements in industrial arts.

## McClendon's Pro Stats

Rushing	No.	Yds.	Avg.	TD	Receiving	No.	Yds.	Avg.	TD	Games
1981 Bears	30	74	2.5	0	2	4	2.0	0	0	16
1980 Bears	10	88	8.8	1	0	0	0.0	0	0	16
1979 Bears	37	160	4.3	1	6	27	4.5	0	16	16
Career	77	322	4.2	2	8	31	3.9	0	0	48

### Kickoff Returns

	No.	Yds.	Avg.	TD
1981 Bears	0	0	0.0	0
1980 Bears	1	11	11.0	0
1979 Bears	1	12	12.0	0
Career	2	23	11.5	0

Long Rush: 48 vs Packers 12/7/80 (6-72).

Long Reception: 12, at Miami 9/23/79 (2-7).

76

1981, FA  
6-1, 245

DT

**STEVE McMICHAEL**

Texas

Born: 10/17/57, Houston, TX



**PROFESSIONAL:** Played in last 10 games...signed with Bears as free agent 10/15/81...replaced Brad Shearer...waived by New England Patriots during '81 training camp...on injured reserve with back injury 11/3/80 through remainder of '80 season...3rd round selection of Patriots in '80 draft...played in 6 games.

**COLLEGIATE:** Consensus all-America...372 tackles and 30 sacks over four years...led the team with 142 tackles as junior...138 as senior...defensive most valuable player in '80 Hula Bowl with 14 tackles...AP all-America Strength Team...finalist for '79 Outland Trophy and '80 Lombardi Award...had 9 solos.

4 assists, 2 sacks in Longhorns 16-7 win over Oklahoma...kicked 8 of 10 PATS and 2 of 3 FGs as sophomore when Russell Erxleben was hurt.

**PERSONAL:** Given name Steve Douglas McMichael...prepped at Freer (TX) High...hobbies include rattlesnake hunting, fishing...physical education major.

## McMichael's Pro Stats

	Tkls/Solo	Fum. Rec.	Pass Def.	Force Fum.	Blk. Kick	Sack -Yds	Games
1981 Bears	1/1	1	1	0	0	0/0	10
1980 Patriots	5/3	0	0	0	0	0/0	6
Career	6/4	1	1	0	0	0/0	16



43

WR-KR

**EMERY MOOREHEAD**

1981, FA

Colorado

6-2, 210

Born: 3/22/54, Evanston, IL

**PROFESSIONAL:** Had 56-yard kickoff return in overtime victory at Kansas City 11/8/81...signed with Bears as free agent 10/21/81...waived by Bears 8/31/81...awarded to Bears via waivers 8/4/81 from Denver Broncos...traded to Broncos from New York Giants 5/23/80 for a draft pick...on injured reserve list for Giants 11/27/79 through the end of season...6th round draft choice of Giants in '77.

**COLLEGIATE:** Running back and flanker...35 receptions for 604 yards in final two sessions...4.1 rushing average in spot role.

**PERSONAL:** Given name Emery Matthew Moorehead, Jr...married (Leslee)...one child...all-state at Evanston (IL) High...also starred in basketball and track...worked for campus TV station as announcer-producer...also interned at a Denver TV station during summers...radio-TV major.

## Moorehead's Pro Stats

Receiving	No.	Yds.	Avg.	TD	Rushing	Yds	Avg.	TD	Games
1981 Bears	0	0	0.0	0	0	0	0.0	0	9
1980 Broncos	0	0	0.0	0	2	7	3.5	0	16
1979 Giants	9	62	6.9	0	36	95	2.6	0	13
1978 Giants	3	45	15.0	0	0	0	0.0	0	10
1977 Giants	12	143	11.9	1	1	5	5.0	0	13
Career	24	250	10.4	1	39	107	2.7	0	61

### Kickoff Returns

	No.	Yds.	Avg.	TD	Punt Returns	Yds.	Avg.	TD
1981 Bears	23	476	20.7	0	0	0	0.0	0
1980 Broncos	1	18	18.0	0	0	0	0.0	0
1979 Giants	1	16	16.0	0	0	0	0.0	0
1978 Giants	0	0	0.0	0	2	52	26.0	0
1977 Giants	0	0	0.0	0	4	65	16.3	0
Career	25	510	20.4	0	6	117	19.5	0

58

LB

**JERRY MUCKENSTURM**

1976, D-7

Arkansas State

6-4, 220

Born: 10/13/53, Belleville, IL

**PROFESSIONAL:** Injured right shoulder (nerve) in preseason opener vs Giants 8/8/81...missed last 3 preseason games...placed on injured reserve 9/1/81...returned to practice 9/18 with Donzis shoulder pads, but was not activated...had string of 36 consecutive starts broken by right knee sprain that put him on injured reserve list for season ender at Tampa Bay in 1980...led '80 Bears in solo tackles with 98...made 5 tackles behind line including 3 sacks...led '79 Bears in total stops with 111...third Bear LLB in 25 years (Joe Fortunato, 1956-66; Doug Buffone, 1967-78)...captured starter's job from Buffone in '79 training camp...had three sacks in 12/16/79 (42-6) win over St.



Louis that clinched '79 playoff spot...started '77 playoff clincher at NY as RLB for injured Waymond Bryant...had fumble recovery at Buffalo 10/7/79 to set up only TD in 7-0 Bear win...notched first career interception 10/28/79 off SF's Steve DeBerg...made 5 starts over three seasons before winning regular's job...had right knee surgery in '76...6th player taken by Bears in '76 draft.

**COLLEGIATE:** Three-year regular as 215-pound outside backer at ASU... Southland Conference player of the week three times... bounced back from left knee surgery before senior season to lead team in tackles with 131... ASU 11-0 that year... conference defensive player of year... career stats: 338 tackles, 11 sacks, 7 interceptions, 1 TD.

**PERSONAL:** Given name Jerry Ray Muckensturm (pron: muck-in-sturm)... nickname Muck... married (Pam), one daughter... brother Kevin was TE at ASU... resides in Jonesboro, AR during off-season... prepped at Althoff Catholic High lettering in three sports and earning all-St. Louis metro honors as senior... has BS in physical education.

### Muckensturm's Pro Stats

Interceptions	No.	Yds.	Tkls/Solo	Fum. Rec.	Pass Def.	Force Fum.	Bk. Kick	Tkls Loss	Sack -Yds	Gms
1981 Bears					placed on	injured	reserve	9/1/81		
1980 Bears	2	2	120/101	1	1	0	0	2/2	3/21	15
1979 Bears	1	5	111/69	2	1	1	0	0/0	3/14	16
+1978 Bears	0	0	30/18	0	0	0	0	0/0	0/0	16
1977 Bears	0	0	36/26	0	0	1	0	2/6	1/0	14
1976 Bears	0	0	12/5	0	0	0	0	0/0	0/0	13
Career	3	7	309/219	3	2	2	0	4/8	7/35	74

+1 KOR for 6 Yds. 11/5/78.

Most Total Tackles: at Minnesota 10/21/79, 14.

Most Sacks: vs St. Louis 12/16/79, 3.

Most Solo Tackles: at Minnesota 10/21/79, 12.

52

C

DAN NEAL

1975, FA

Kentucky

6-4, 255

Born: 8/30/49, Corbin, KY

**PROFESSIONAL:** Missed one play with compound fracture of right thumb at San Francisco 9/13/81... carries streak of 64 consecutive starts into season opener... has not missed a game (98) since joining Club as free agent 11/11/75... made 3 starts in '75, 10 in '76... full time regular for last 4 years... enjoyed penalty-free '79 season... got lone game ball 11/26/78 when Bears rushed for 251 vs Tampa Bay... had right elbow surgery following '78 season... was Bears long snapper 1975-79... can also play guard... spent first two pro seasons as Baltimore special teamer... 11th round Colt pick in '73.

**COLLEGIATE:** Two-year starter at Kentucky... offensive captain for Wildcats in '71 and '72... played in '72 East-West game.

**PERSONAL:** Given name Thomas Daniel Neal... nickname Danny... married (Barbara), one daughter (Kelly)... played six football positions at Louisville Atherton High... was prep all-American, MVP... also lettered in swimming, basketball, track... homeowner in north suburban Deerfield... also has 5 acre plot and home on Kentucky River 10 miles from Frankfort, KY... swam competitively for 10 years.

### Neal's Pro Stats

Total games 117: Baltimore 1973 (5), Baltimore 1974 (14), Bears 1975 (6), Bears 1976 (14), Bears 1977 (14), Bears 1978 (16), Bears 1979 (16), Bears 1980 (16), Bears 1981 (16). One rush for -6 yards 9/13/81.

68

DT

JIM OSBORNE

1973, D-7b

Southern

6-3, 245

Born: 9/7/49, Sylvania, GA

**PROFESSIONAL:** Second to Bob Parsons among active players with 144 career games... had creditable 8-sack season in '80... led Bears in dropping running backs behind line with 6 in '80 despite achilles & knee problems... has honor of handing out game balls after Bear victories... teammates pulled switch on him after 10/19/80 win over Lions by handing him the game ball... had fumble recovery to set up TD plus blocked FG as Bears dealt Lions first Division loss... also received game ball from 19-12 win over 49ers 9/16/76 for 3 sacks... has led team in sacks 4 times... posted 6th best League total of 15 sacks in '76... hero of Bear 7-0 win at Buffalo 10/7/79 by causing fumble that set



up game's only TD...had key block of FG attempt in victory over St. Louis 9/3/78...has missed only 4 of 132 games since joining Club for '72 season...winner of '72 Brian Piccolo Award.

**COLLEGIATE:** First Southern player selected for East-West Shrine game...also played in Coaches all-America game...two-way player for former Bear Harry Gunner...four-time letterman...NAIA all-America.

**PERSONAL:** Given name James Henry Osborne...married (Emma), two children...resides in Olympia Fields, IL...hobbies billiards, music...favorite book: "The Autobiography of Malcolm X" edited by Alex Hailey...switched offseason interest from tax accounting to marketing last year...attended Ft. Lauderdale (FL) Dillard High...active in community affairs...United Way worker...took up distance running in '79...excellent leg strength, squats 525...works for Pullman Corp., in offseason...has BA in accounting.

### Osborne's Pro Stats

	Tkls/Solo	Fum. Rec.	Pass Def.	Force Fum.	Bik. Kick	Sack -Yds.	Games
1981 Bears	47/42	2	3	1	0	4/41	16
1980 Bears	65/54	2	5	1	1	8/70	16
1979 Bears	66/54	2	1	0	0	10½/79	16
1978 Bears	50/37	0	2	1	0	4/34	15
1977 Bears	49/32	0	0	0	0	4/26	13
1976 Bears	79/59	0	2	2	0	15/129	14
1975 Bears	47/34	0	0	3	0	7/62	12
1974 Bears	91/67	0	1	1	0	3/30	14
1973 Bears	70/52	1	0	2	0	10/85	14
1972 Bears	82/54	2	0	0	0	5/18	14
Career	646/485	9	14	11	1	70½/574	144

Most Solo Tackles: at Tampa Bay 12/2/79, 9.

Most Total Tackles: vs Packers 12/16/73, 10.

Most Sacks: vs Vikings 9/23/73, 4 for 37.



**86**  
**1972, D-5**  
**6-5, 225**

**P-TE**

**BOB PARSONS**

**Penn State**

**Born: 6/29/50, Bethlehem, PA**

**PROFESSIONAL:** Set a Club record for consecutive games played with 144 (Doug Buffone 142) most yards punting, season (4,531)...set NFL record for most punts, season (114) in '81...received game ball at Oakland 12/13/81 with 7 punts for 41.3 average and 3 inside 20...punted fewer times in 1980 (79) than any Bear punter since Bobby Joe Green in 1972...had best gross average of career with 40.6 per kick in 1980...placed 128 kicks inside opponents' 20 in last 6 seasons...has had only 23 touchbacks in last 3 years...led NFL in kicks placed inside opponents' 20-yardlines in '79 with 26 in '81 with 31...received game ball for 9/2/79 (6-3) win over Green Bay...was back-up TE '72-'77

starting 11 games there...scored TD vs Atlanta in first pro game 9/17/72...38.6 yard career punt average is sixth highest in Club history...also owns game balls from wins over Detroit in '76 & '78...named second-team all-NFC by UPI with 40.4 gross, 35.1 net averages in '77...completed 7 of 12 passes from punt formation...drafted by Bears as quarterback.

**COLLEGIATE:** Penn State quarterback until switch to tight end as senior...led Nittany Lions that season with 30 catches for 489 yards, 5 TDs...college punting average of 40 yards...prior to Senior Bowl suffered dislocated shoulder, surgery after hit by teammate to be Craig Clemons.

**PERSONAL:** Given name Robert Herber Parsons...married (Nancy), two children (Greg & Michelle)...resides in Buffalo Grove...works for Mi-Jack Products—Construction Equipment House, Hazelcrest IL...hobbies include tennis, golf, basketball, bowling, soap operas...has taught...attended Pen Argyl High participating in football, basketball, track, baseball and golf...active in civic affairs...1982 MS READ-a-thon co-chairperson...favorite book: "Eye of the Needle" by Ken Follet...active with March of Dimes...has B.S. in physical education.

## Parsons' Pro Stats

Pass Receiving	No.	Yds.	Avg.	TD	Punting	Yds.	Bik.	Avg.	In 20	Games
1981 Bears	0	0	0.0	0	114	4531	0	39.7	31	16
1980 Bears	0	0	0.0	0	79	3207	0	40.6	16	16
1979 Bears	0	0	0.0	0	92	3468	1	37.9	26	16
1978 Bears	0	0	0.0	0	96	3549	0	37.0	18	16
1977 Bears	0	0	0.0	0	80	3232	2	40.4	17	14
1976 Bears	1	9	9.0	0	99	3726	1	37.6	20	14
1975 Bears	13	184	14.2	1	93	3625	0	39.0	—	14
1974 Bears	2	9	4.5	1	90	3408	1	37.8	—	14
1973 Bears	2	23	11.5	1	4	106	0	26.5	—	14
1972 Bears	1	6	6.0	1	0	0	0	0.0	—	13
Career	19	231	12.2	4	747	28870	5	38.6	—	147

Passing	No.	Comp.	Yds.	TD	Int.	Rushing	Yds.	Avg.	TD
1981 Bears	1	0	0	0	0	1	-6	-6.0	0
1980 Bears	1	0	0	0	0	1	4	2.0	0
1979 Bears	2	1	22	0	0	0	0	0.0	0
1978 Bears	1	0	0	0	0	1	0	0.0	0
1977 Bears	4	4	61	0	0	0	0	0.0	0
1976 Bears	2	2	48	0	0	1	2	2.0	0
1975 Bears	1	0	0	0	0	0	0	0.0	0
1974 Bears	1	0	0	0	0	0	0	0.0	0
*1973 Bears	0	0	0	0	0	2	2	1.0	0
1972 Bears	0	0	0	0	0	1	0	0.0	0
Career	13	7	131	0	0	8	2	0.3	0

\*Also returned two kickoffs for 15 yards.

Long Catch: at Detroit 10/12/75, 38 from Gary Huff.

Most Caught: vs Packers 11/9/75, 4 (for 55).

Most Yards: vs Packers 11/9/75, 55 (on 4).

Long Punt: vs Lions 9/12/76, 62.

Most Punts: vs Broncos 12/12/76, 11 (32.5)  
vs Lions 11/22/81

Best Avg: at Detroit 11/24/77, 51.5 (4-206).



**34**

**1975, D-1**

**5-10½, 204**

**RB**

**WALTER PAYTON**

**Jackson State**

**Born: 7/25/54, Columbia, MS**

**PROFESSIONAL:** Owns League rushing record of 275 yards vs Vikings 11/20/77...4th leading rusher in NFL history with 9,608 yards behind Franco Harris, O. J. Simpson, Jim Brown...enters 1982 season with amazing string of 95 consecutive games started and 101 consecutive played...has played in 105 of 106...only career miss was 10/19/75 at Pittsburgh with ankle injury...missed last 18 minutes of 11/23/80 game at Atlanta after ejection for "jolting" official...suffered right knee hyper-extension at home 10/6/81 when he dove on stairs to prevent son from falling down stairs...bruised knee and DNP in 4th quarter & OT at KC 11/8/81...saw limited action in last 2 games of '81 with thigh bruise...owns 21 Bear records, 2 NFL marks...took unprecedented fifth consecutive NFC rushing title in 1980 with 1,460...his 46 100-yard games exceeded only by Jim Brown's 58...Bears have won 32 times when he has gone over 100 (Vikings have beaten Bears five times despite his 100-yard game)...despite only 539 yards via kick return, only 8 NFL players have gained more combined yards than his 12,317...has caught more passes (243) than any other RB and is 3rd leading receiver in club history...is 2nd leading scorer (468 points) in Bear history—73 points behind George Blanda...owns 13 of top 20 all-time Bear rushing days...made 36 runs of 10 or more yards in '80 and 230 in his 7 seasons...would own Bear record for lifetime kickoff return average with a 31.7 a try but lacks 3 returns to meet 20-try minimum standard...youngest player to be voted NFL MVP at 23 in 1977...1,852 yards rushing that season was 3rd highest total in NFL history (now 4th)...won '75 NFL kickoff return title with 31.7 average.

**POST SEASON HONORS, GAMES:** 1975—none (all-rookie runners Mike Thomas and Don Hardeman). 1976—PFWA, AP all-Pro pick; Sporting News NFC Player of the Year; runner-up to Chuck Foreman NFL MVP by UPI; got 39 of possible 42 votes to UPI all-NFC team...started Pro Bowl game for NFC...Chicago Red



Cloud Athlete of the Year. 1977—UPI Athlete of the Year over baseball's Steve Carlton; NFL MVP by PWMA, NEA (Thorpe Trophy), Mutual Radio, AP, FB Digest, Sport Magazine NFL Player of the Year, AP NFL most valuable offensive player; UPI, Sporting News NFL Player of the Year; only unanimous choice to NFC Pro Bowl squad; leading vote getter to UPI all-NFC team. "all-pro pick AP, UPI, NEA (top pick); Pro FB Weekly Offensive Player of Year; won Seagram's "Oscar" award for MVP of Pro Bowl with 13 rushes for 77 yards and game winning TD. . . . 1978—All-Pro pick NEA, PWMA; Pro Bowl starter; leading vote-getter to UPI all-NFC team. 1979—Pro Bowl starter; AP all-NFC; in wildcard playoff rushed 16 for 67, 3 rec for 52, 2 TDs, had 64 yard run called back by "moultion" penalty. 1980—Leading vote getter to NFC team for Pro Bowl.

**COLLEGIATE:** Football Roundup College Player of the Year 1974. . . leading scorer in NCAA history with 464 points. . . led nation with 160 points in 1973. . . first running back, fourth player selected in 75 draft (behind Steve Bartkowski, Randy White, Ken Hult). . . scored 66 touchdowns, rushed for 3,563 (6, 1) yards, kicked five field goals and 53 PATs, caught 27 passes for 474 yards, had 39.0 punting average, 43.0 kickoff return average, hit 14 of 19 passes for 4 TDs. . . played in College All-Star (Pitt 21-14), East-West, Senior Bowl games.

**PERSONAL:** Given name Walter Jerry Payton. . . nickname Sweetness. . . married (Connie), son born 12/28/80. . . resides in suburban Arlington Heights. . . active in many charities. . . honorary chairman Illinois Mental Health Association '78-'80. . . also has aided Boy Scouts, March of Dimes anti-youth alcoholism, Picoilo Research Fund, United Way, Peace Corps. . . tremendous strength 390 bench press, 600+ leg press, 300 military. . . nominated NFL Man of the Year. . . finalist in soul train dance contest as collegian. . . attended Columbia High but didn't start football until 11th grade. . . father deceased. . . mother (Alyce) resides in Columbia. . . brother Eddie is Viking return specialist. . . interests include drums, privacy. . . biography Sweetness published in '78 by Contemporary Books. . . highest paid player in NFL. . . formed "Walter Payton Enterprises" (investments) in '79. . . has turned down many commercial endorsements, ditto for movie role. . . commercial endorsements include Buick, RTA. . . received BA in special education at Jackson State in 3 1/2 years.

Payton's Pro Stats

Year	Rushing	Receiving	TD	Yds.	Com.	Yds.	TD	Int.	No.	Yds.	Avg.	Games
1981	339	41	6	1222	36	6	2	0	0	0	0	16
1980	339	46	6	1460	31	6	1	0	0	0	0	16
1979	369	31	14	1610	31	2	0	0	0	0	0	16
1978	333	50	11	1395	31	1	0	0	0	0	0	16
1977	339	27	14	1852	27	0	0	0	0	0	0	14
1976	311	15	13	1390	15	0	0	0	0	0	0	14
1975	196	33	7	679	33	0	0	0	0	0	0	13
Career	2204	243	71	9608	243	7	7	0	0	0	0	105

**THE BOTTOM 10 DAYS RUSHING YARDAGE**

1	0	8 carries	vs Baltimore	9/21/75
2	0	10	@ Detroit	10/12/75
3	2	4	Los Angeles	11/23/75
4	5	5	vs Redskins	10/11/81
5	24	9	78 Pro Bowl	1/29/79
6	26	7	vs Miami	11/2/75
7	28	7	@ Oakland	12/13/81
8	30	11	@ Cleveland	11/3/80
9	33	8	79 Pro Bowl	1/27/80
10	34	20	vs Atlanta	11/19/78

**THE TOP 10 AVERAGE PER CARRY DAYS**

1	10.16	18-183	vs New Orleans	12/14/80
2	8.91	23-205	@ Green Bay	10/40/77
3	7.91	23-182	vs Minnesota	9/9/79
4	7.42	19-141	@ Minnesota	10/10/76
5	7.36	19-140	vs New Orleans	10/2/76
6	7.13	22-157	@ Denver	10/16/78
7	7.04	23-162	@ San Francisco	10/28/79
8	6.95	23-160	@ Detroit	9/18/77
9	6.87	40-275	vs Minnesota	11/20/77
10	6.85	20-137	@ Detroit	11/24/77

**100-YARD GAMES...46**

275 (40) vs Vikings 11/20/77  
 205 (23) @ Green Bay 10/30/77  
 192 (33) vs Chiefs 11/12/77  
 183 (18) vs Saints 9/14/80  
 183 (27) @ Seattle 12/5/76  
 182 (23) vs Vikings 9/9/79  
 179 (38) @ Dallas 11/26/81  
 163 (32) vs Packers 12/11/77  
 162 (23) @ San Francisco 10/28/79  
 160 (23) vs Lions 9/18/77  
 157 (22) @ Denver 10/16/78  
 157 (33) vs Cardinals 12/16/79  
 155 (39) @ Buffalo 10/7/79  
 148 (37) @ San Francisco 9/19/76  
 145 (27) @ Los Angeles 10/17/76  
 141 (19) @ Minnesota 10/10/76  
 140 (19) vs Saints 10/2/77  
 137 (20) @ Detroit 11/24/77  
 134 (22) @ Dallas 9/16/79  
 134 (25) @ New Orleans 12/12/75  
 133 (28) vs Buccaneers 10/6/80  
 130 (29) @ Tampa Bay 12/20/80  
 127 (23) @ Minnesota 11/12/78  
 126 (24) vs Rams 10/10/77  
 125 (36) vs Packers 9/2/79  
 123 (18) @ Detroit 11/27/80  
 123 (27) vs Raiders 10/1/78  
 122 (24) @ Minnesota 10/16/77  
 115 (25) @ Green Bay 12/9/79  
 113 (22) vs Lions 11/4/79  
 112 (33) vs Vikings 12/6/81  
 111 (23) @ Minnesota 10/21/79  
 110 (27) @ Green Bay 11/28/76  
 109 (18) vs Packers 1/14/76  
 109 (18) vs Seahawks 11/5/78  
 107 (17) vs Redskins 11/9/80  
 107 (36) vs Chargers 10/25/81  
 105 (22) @ Green Bay 11/15/81  
 105 (23) @ San Francisco 11/16/75  
 105 (27) vs Buccaneers 11/26/78  
 104 (18) vs Redskins 10/3/76  
 102 (23) @ Minnesota 10/12/80  
 101 (26) vs Cardinals 9/3/78  
 101 (27) vs Lions 10/19/80  
 101 (33) @ Tampa Bay 12/4/77

**PAYTON RECORDS 12/21/80—REGULAR SEASON GAMES ONLY****Scoring**

- 1) Touchdowns lifetime, 78 (71 rush, 7 rec)
- Rushing
  - 2) Attempts, lifetime, 2204 (1975-81)
  - 3) Attempts, season, 369, 1979 (NFL)
  - 4) Attempts, game, 40 11/20/77
  - 5) Yards gained, lifetime, 9608 (1975-81)
  - 6) Yards gained, season, 1852 1977
  - 7) Yards gained, game, 275 11/20/77 (NFL)
  - 8) Seasons 1,000 yards, 6 1976-81
  - 9) Consecutive games 100+ yards, 5 11/13/77-12/11/77
  - 10) Games 100+ yards, 46
  - 11) Games 100+ season 10 1977
  - 12) Consecutive seasons 1000+ yards, 6 1976-81
  - 13) Games 200+ season, 2 1977
  - 14) Games 200+ lifetime, 2
  - 15) Rushing touchdowns, lifetime, 71 1975-81
  - 16) Rushing touchdowns season, 14 1977, 1979 (tie Sayers 1965)
  - 17) Consecutive games 1+ rushing TDs, 7 10/3/76-11/14/76 (tie Sayers 1969)

**Combined Yards**

- 18) Attempts lifetime, 2,464
- 19) Attempts season, 400, 1979 (NFL)
- 20) Attempts game, 41 10/7/79
- 21) Yards Gained, 12,317

**PAYTON'S NON-RECORD CAREER BESTS**

Combined Yards: 300 (134-rush, 62-rec, 104-kor) @ New Orleans 12/21/75

Avg. Per Carry: 10.2 (18-183) vs New Orleans 9/14/80

Long Run: 76 @ Denver 10/16/78

Long Pass: 54t (to Brian Baschnagel) @ Minnesota 10/21/79

Long Catch: 75t (from Bob Avellini) @ Detroit 11/24/77

Long Punt: 39 vs Miami 11/2/75

Long Kickoff Return: 70 @ New Orleans 12/21/75

Most TDs Rush: 3, six times, last vs Green Bay 12/7/80

Most TDs Rec: 2, vs Broncos 12/20/81

Most TDs Pass: 1 @ Minnesota 10/21/79 to Brian Baschnagel, 54

Most Catches: 7 vs Detroit 10/29/78 vs Rams 9/28/81

Most Yards Rec: 119 vs Detroit 10/29/78

Most KORs: 3 (57) @ Dallas 12/26/77

Most Yards KORs: 104 (2) @ New Orleans 12/21/75

**WALTER PAYTON'S 10 LONGEST RUNS**—1) 76 Yards 10/16/78 @ Denver, 2) 73 Yards 9/18/77 vs Lions, 3) 69-Yard TD 9/14/80 vs Saints, 4) 61 Yards 9/14/80 vs Saints, 5) 60 Yards 10/17/76 @ Los Angeles, 6) 58 Yards 10/30/77 @ Green Bay, 7) 58 Yards 11/20/77 vs Vikings 8) 54 Yards 12/21/75 @ New Orleans, 9) 51 Yards 10/10/77 vs Rams 10) 50-Yard TD 11/19/80 vs Redskins.

**WALTER PAYTON'S GAME BALLS**—10/25/81 20-17 over San Diego, 12/20/80 14-13 over Tampa Bay, 12/7/80 61-7 over Green Bay, 9/14/80 22-3 New Orleans, 10/7/79 7-0 Buffalo, 9/9/79 26-7 Minnesota, 9/3/78 17-10 St. Louis, 12/11/77 21-10 Green Bay, 11/20/77 10-7 Minnesota, 11/13/77 28-27 Kansas City, 10/30/77 26-0 Green Bay, 10/10/77 24-23 Los Angeles, 11/14/76 24-13 Green Bay, 9/19/76 19-12 San Francisco, 12/21/75 42-17 New Orleans, and 9/28/75 15-13 Philadelphia.

## NFL'S ALL-TIME TOP 10 RUSHERS

Name, Team (*Indicates still active)	Yrs.	Gms.	Game	Att.	Yds.	Avg.	TD	100-yd games
1) Jim Brown, Cleveland	9	118	104.3	2359	12312	5.2	106	58
2) O. J. Simpson, Buffalo-San Francisco	11	135	83.2	2404	11236	4.7	61	42
3) *Franco Harris, Pittsburgh	10	138	74.6	2445	10293	4.2	84	39
4) Walter Payton, Chicago	7	105	91.5	2204	9608	4.4	71	46
5) Jim Taylor, Green Bay-New Orleans	10	132	65.1	1941	8597	4.4	83	26
6) Joe Perry, San Francisco	14	153	54.8	1739	8378	4.8	53	22
7) Larry Csonka, Miami, NY Giants, Miami	11	148	54.6	1891	8081	4.3	64	20
8) Leroy Kelly, Cleveland	10	136	53.5	1727	7274	4.2	74	27
9) John Riggins, NY Jets, Washington	9	111	61.5	1666	6822	4.1	42	16
10) John Henry Johnson, S.F., Det., Pitts., Hou.	13	143	47.6	1571	6803	4.3	48	?

## NFL'S ALL-TIME TOP 20 COMBINED YARDAGE LEADERS

Combined Yards		Combined Yards	
1) Jim Brown	15,459	11) Floyd Little	12,173
2) O. J. Simpson	14,368	12) Abner Hayes	12,065
3) Bobby Mitchell	14,078	13) Hugh McElhenry	11,375
4) Ollie Matson	12,884	14) Lance Alworth	10,920
5) Tim Brown	12,684	15) Charley Taylor	10,803
6) Lenny Moore	12,451	16) Jim Taylor	10,539
7) Don Maynard	12,379	17) Joe Perry	10,456
8) Leroy Kelly	12,330	18) Carl Garrett	10,319
9) *Walter Payton	12,317	19) Jon Arnett	10,214
10) *Franco Harris	12,219	20) Tommy McDonald	9,896

\*Indicates still active

## Payton Rushing vs NFL

Opponents	Gms.	Att.	Yds.	Avg.	TDs
Atlanta Falcons	4	79	229	2.9	2
Baltimore Colts	1	8	0	0.0	0
Buffalo Bills	1	39	155	4.0	1
Cincinnati Bengals	1	18	78	4.3	0
Cleveland Browns	1	11	30	2.7	0
Dallas Cowboys	3	77	354	4.6	1
Denver Broncos	3	55	268	4.9	1
Detroit Lions	14	279	1155	4.1	9
Green Bay Packers	14	318	1476	4.6	13
Houston Oilers	2	36	139	3.9	0
Kansas City Chiefs	2	54	262	4.9	3
Los Angeles Rams	5	90	359	4.0	2
Miami Dolphins	2	22	69	3.1	1
Minnesota Vikings	14	311	1490	4.8	11
New England Patriots	1	15	42	2.8	0
New Orleans Saints	3	62	457	7.4	4
New York Giants	1	15	47	3.1	0
New York Jets	1	20	53	2.7	0
Oakland Raiders	3	70	248	3.5	3
Philadelphia Eagles	2	38	174	4.6	0
Pittsburgh Steelers	1	12	60	5.0	0
St. Louis Cardinals	4	87	352	4.0	5
San Diego Chargers	2	53	157	3.0	1
San Francisco 49ers	5	122	574	4.7	6
Seattle Seahawks	2	45	292	6.5	1
Tampa Bay Buccaneers	9	212	782	3.7	4
Washington Redskins	4	56	306	5.5	3
Totals	105	2204	9608	4.4	71



46  
1975, D-12  
5-11½, 197

S

DOUG PLANK  
Ohio State

Born: 3/4/53, Greensburg, PA

**PROFESSIONAL:** Scored safety at Oakland 12/13/81 on sack of Mark Wilson in endzone...led Bears in fumble recoveries with 4 in 1981...had 3 sacks for 24 yards...had left knee bruise vs Redskins 10/11/81...started last 12 games of '81...travelled under a cloud in 1980...began season with 10-day camp walk-out, injured knee midway through year & missed Cleveland defeat, was fined \$750 by Commissioner...led team in fumble recoveries with 3 & tied for team lead in causing fumbles 2 in '80...had forced 28 turnovers in pro career...12th round pick who became instant regular at FS starting first preseason game...has made over 100 tackles 3 times in 7 seasons...got game ball for interception at San Francisco with 41 seconds left to save 28-27 game 10/28/79 that started Bear playoff surge...also won game balls from '77 wins over LA, Tampa...has started 95 of 100 pro games...went three seasons without penalty until December '79...voted '77 Chicago Red Cloud Grif Award...made first pro interception off Roman Gabriel.

**COLLEGIATE:** Three-time Ohio State letterman but only five starts...Bucks 29-4-1 during his varsity days...had three interceptions as senior...Buckeye tackle stats show 57 total tackles, 37 solos...played in three Rose Bowl games...sent Bucks to '74 Rose Bowl with game saving tackle on one-foot line against Michigan (14-11).

**PERSONAL:** Given name Douglas Walter Plank...married (Nancy), one daughter...resides in suburban Buffalo Grove...Plank did the Bears/NFL United Way TV commercial in '79...popular banquet speaker...favorite book: Bible...all-state running back at Irwin (PA) Norwin High...captained football, basketball, baseball teams there...played all backfield positions...conducted ski tour to Austria during off-season...enjoys fishing...active in civic affairs, Fellowship of Christian Athletes...has BA in sociology (criminology).

### Plank's Pro Stats

Interceptions	No.	Yds.	Tkls/Solo	Fum. Rec.	Pass Def.	Force Fum.	Bik. Kick	Sack -Yds.	Games
1981 Bears	0	0	67/51	4	11	0	0	3/24	16
1980 Bears	1	20	81/53	3	0	2	0	0/0	15
1979 Bears	3	33	108/72	1	7	4	0	0/0	16
1978 Bears	1	0	70/52	3	4	5	0	0/0	14
1977 Bears	4	32	71/43	0	4	0	0	1/14	11
1976 Bears	4	31	132/90	4	12	4	0	0/0	14
1975 Bears	2	50	123/74	0	8	1	0	1/10	14
Career	15	166	652/435	15	46	16	0	5/48	100

Punt Returns: 1975: 3 for 23 yards; 1977: 1 for 21 yards; 1980: 1 for 0; 1981: tackled Marc Wilson in endzone for safety 12/13/81.

Most Interceptions: vs Rams 10/10/77, 2 (20).

Long Interception Return: vs Eagles 9/28/75, 29 off Roman Gabriel.

Long Punt Return: vs Vikings 11/20/77, 21.

Most Solo Tackles: 10 twice, last 11/18/79 vs Jets.

Most Total Tackles: 14 twice, last 10/14/79 vs Patriots.

Most Pass Deflections: 5 at Oakland 12/13/81.



4  
1981, FA  
6-0, 180

K  
JOHN ROVETO  
SW Louisiana  
Born: 2/20/58, Ft. Lauderdale, FL

**PROFESSIONAL:** Got game ball for kicking 22-yd FG with 13:07 elapsed overtime victory at Kansas City 11/8/81...kicked 26-yd FG with 9:30 elapsed in overtime victory vs Chargers 10/25/81...signed with Bears as free agent 10/6/81...waived by Tampa Bay during '81 preseason...signed with Buccaneers as free agent 4/14/81...waived by Dallas 8/18/80...signed with Cowboys as free agent 5/1/80.

**COLLEGIATE:** Three-year letterman...all-America...2-year all-conference...converted 45 of 65 field goal tries with a long of 53...30 of 37 from inside 40...played in Blue-Gray game.

**PERSONAL:** Given name John Charles Roveto...prepped at Spring (TX) High...hobbies include country-western music...business major.

### Roveto's Pro Stats

	Pts.	Fgs	1-19	20-29	30-39	40-49	50+	PATs	Games
a 1981 Bears	49	10-18	0-1	6-7	2-3	2-7	0-0	19-20	11

a—includes 1 blocked PAT, 1 FG att 42.

Longest Field Goal: 43, at Dallas 11/26/81

Most Points: 10, at Kansas City 11/8/81

Most Field Goals: 3 (of 4) at Kansas City 11/8/81

Most FG Attempts: 4 (made 2) vs Chargers  
10/25/81

4 (made 3) at Kansas City 11/8/81

Consecutive PAT String: 10, 10/11/81-11/22/81

Consecutive FG String: 4, 11/8/81-11/22/81

Most PAT Attempts: 5 (made 5), vs Broncos  
12/20/81

1981

FG Yards

295

Avg. FG

29.5

Long FG

43

44

CB


TERRY SCHMIDT

Ball State

1976, W-Saints

6-0, 177

Born: 5/28/52, Columbus, IN



**PROFESSIONAL:** Leads Bear DBs in consecutive starts with 64...has been Bear regular since opening day '78...led team in passes broken up with 24 in '81...injured right ankle at Tampa 11/1/81...caused 2 game saving fumbles in '80 season ender at Tampa...also led team in 1980 with 20—10 more than anyone else...also led team with 18 in '78...has 11 interceptions since joining club on waivers from Saints 9/7/76...had 6 in '79 to share team lead...got game ball for 12/2/79 2-theft performance at Tampa Bay (14-0)...has ball trophy from 9/3/78 (17-10) victory over St. Louis...got starting chance through injury to Pro Bowler Allan Ellis 5 days before '78 opener...only other Bear start

was in '77 as FS...1974 all-rookie with Saints after making 4 interceptions in first 5 games...was New Orleans fifth round '74 draft pick.

**COLLEGIATE:** First Ball Stater to play in East-West Shrine game...Cardinals MVP as senior...Kodak, Football News All-America pick...had 13 interceptions in 3 varsity seasons at BSU...academic all-America pick...member of collegiate student senate...was enrolled in science honors program...played in Coaches' All-America.

**PERSONAL:** Given name Terry Richard Schmidt...married (Debbie Ann), 2 children (Jake and Jennifer)...resides during off-season in Lake Forest...favorite book: "Lord of the Rings" by J. R. R. Tolkien...entered Loyola dental school in winter of '81...participated in Ford's PP&K program...attended Columbus (IN) High earning all-state football honors twice also excelling in track and baseball...has BS in chemistry-biology.

### Schmidt's Pro Stats

Interceptions	No.	Yds.	TD	Tkls/Solo	Fum. Rec.	Pass Def.	Force Fum.	Bk. Kick	Sack -Yds.	Games
1981 Bears	2	4	0	39/34	1	24	1	0	0/0	16
1980 Bears	1	0	0	56/47	1	20	2	0	0/0	16
1979 Bears	6	44	1	44/32	0	18	1	0	0/0	16
1978 Bears	2	23	0	51/44	1	9	1	0	0/0	16
1977 Bears	0	0	0	10/5	0	1	0	0	0/0	10
1976 Bears	0	0	0	0/0	0	0	0	0	0/0	9
1975 Saints	1	37	0	27/0	3	11	-	-	-/-	13
1974 Saints	4	27	1	-/-	1	-	-	0	-/-	9
Career	16	135	2	227/172	7	83	5	0	0/0	105

Punt Returns: 1975, 11 for 76. Kickoff Returns: 1974, 1 for 23; 1975, 2 for 54.

Most Interceptions: 2, at Tampa Bay 12/2/79  
(2-16).

Most Pass Deflected: 4 at San Francisco 10/28/79.  
4 at Atlanta 11/23/80.

Long Return: 37, 1975

4 at Oakland 12/13/81.

Most Tackles: 10, vs Redskins 11/9/80.

## RECENT NATIONAL TELEVISION RESULTS

1979: A 11, Saints at New Orleans, Bears 13-6; N 23, Lions at Pontiac, Detroit 20-0; D 23, Eagles at Philadelphia, Philadelphia 27-17, 1980: 6, Buccaneers at Soldier Field, Buccaneers at Tampa Bay, Cleveland, Browns 27-21; N 27, Lions at Pontiac, Bears 23-17; D 20, Buccaneers at Tampa Bay, Bears 14-13, 1981: S 28, Rams at Soldier Field, Rams 24-7; O 19, Lions at Pontiac, Lions 48-17; N 26, Cowboys at Dallas, Cowboys 10-9.

LONGEST CATCHES: (1) 72 yards vs Rams 10/10/77; (2) 70 yards vs Rams 10/10/77; (3) 64 yards at Dallas 9/16/77; (4) 64 yards vs Lions 10/19/80; (5) 63 yards at Seattle 12/5/76; (6) 59 yards at San Francisco 9/10/78; (7) 59 yards vs Lions 10/19/80.

(1) 142 (2) vs Rams 10/10/77.  
 (2) 140 (3) vs Lions 10/19/80.  
 (3) 113 (9) @ Green Bay 10/8/78.  
 (4) 106 (6) @ Seattle 12/5/76.  
 (5) 106 (6) @ Detroit 11/27/80.  
 (6) 105 (5) @ Tampa 10/22/78.  
 Most TDs: 2 four times, last vs Redskins 11/9/80.  
 Most Yards Rec: 142, vs Rams 10/10/77, (2).  
 Most Catches: 9, at Green Bay 10/8/78 (113).  
 Avellini  
 Long Catch: 721, vs Rams 10/10/77, from Bob

## 100-YARD GAMES

Interceptions	No.	Yds.	Avg.	TD	Rush	Yds.	Avg.	TD	Games
1981 Alouettes	81	1422	17.6	6	0	0	0.0	0	15
1980 Bears	36	696	19.3	3	0	0	0.0	0	15
1979 Bears	21	382	18.2	3	0	0	0.0	0	10
1978 Bears	42	759	18.1	5	0	0	0.0	0	15
1977 Bears	50	809	16.2	3	2	10	10.0	0	14
1976 Bears	26	512	19.7	6	1	10	10.0	0	15
NFL Career	175	3158	18.0	20	3	6	2.0	0	65
1974 WFL	52	755	14.5	8	1	1	1.0	0	8

## Scott's Pro Stats

PERSONAL: Given name James Scott...prepped at Gladewater (TX) High where he gained 2,000 yards total offense as senior running back...held multitude of jobs while waiting for football opportunity... "sold" to Bears on former QB Virg Carter's recommendation... resides in Dallas during offseason.

COLLEGIATE: All-conference receiver at Henderson County (Athens, TX) Junior College in '71... totaled 100 receptions in two JC seasons.

PROFESSIONAL: Signed with Bears as free agent 3/12/82... played for the Montreal Alouettes and led the Eastern Division of the Canadian League with 81 pass receptions last season... needs 469 yards added to his 3,158 to jump from 7th to 4th on Club's all-time receiving yardage list... 10th in catches with 175... 26th in scoring with 20 TDs, 120 points... has had six 100-yard games... led Bear receivers 4 of 5 pro seasons... only miss was '79 when non-displaced fracture of tibia put him on injured reserve for last 6 games... playoff... only 3 Bears with better per catch yardage (18.0)—Ken Kavanaugh (22.4), Scooter McLean (21.7), Harlon Hill (20.4)... made 12 starts in 1980, 57 in career... Bears lost all 3 games in '80 in which he DNP or only briefly because of hamstring problems... had leg problems in '78 also... made 4 grabs for 66 yards in game-tying 2-minute drill at Detroit in '80... caught bombs of 64, 59, 56, 64 and 48 yards 1979-80... the 48-yarder was gamewinner from Mike Phipps at San Francisco 10/29/79 that earned him fourth career game ball... also got balls from '78 Packer victory, '77 victories over Green Bay and Los Angeles... one of six Bears to have caught 50 passes in a season... very first NFL grab was 6-yard TD pass from Bob Avellini 10/3/76 vs Redskins... was New York Jets' eighth-round draft pick in 1975 but spent that season on injured reserve with eye injury... caught 3 passes for 111 yards in Jets' '76 preseason but waived after missing practice... played with WFL Chicago Fire in '74 catching 52 Virg Carter passes for 755 yards in 8 games... was leading WFL receiver when injured.



1982, FA  
6-1, 190

WR

JAMES SCOTT

Henderson JC

Born: 3/28/52, Longview, TX





72  
1978, D-3  
6-3, 247

DT

BRAD SHEARER  
Texas

Born: 8/10/55, Houston, TX

**PROFESSIONAL:** Placed on injured reserve 10/15/81 (left knee)...played in first 6 '81 games...spent final 3 '80 games on injured reserve list after undergoing left knee cartilage surgery 12/9...1979 on injured reserve list after undergoing arthroscopic left knee cartilage surgery (8/13) in Salt Lake City...started twice as rookie...played in first 15 before missing finale at Wash...both starts were vs Packers...got sack in second start on David Whitehurst...Bears top pick in '78 draft.

**COLLEGIATE:** Winner of 1977 Outland Trophy as college football's top lineman...consensus all-America...Texas captain as Longhorns put together

11-0 regular season record...made 109 tackles senior year...represented Texas and Southwest Conference on '76 NCAA press tour...led Texas in tackles behind line, sacks (7), and forced fumbles (4)...selected for Hula Bowl but didn't play...all-SWC as sophomore LT...had cartilage removed from right knee after junior season...became starter halfway through freshman season.

**PERSONAL:** Given name Sterling Bradford Shearer...married (Nancy), one daughter...resides in Austin completing degree requirements and selling real estate during offseason...donates time to fund raising for drug abuse center...favorite book: "Semi-Tough" by Dan Jenkins...all-Texas prepster at Austin (TX) Westlake High...enjoys woodworking...majoring in finance.

### Shearer's Pro Stats

	Tkls/Solo	Fum. Rec.	Pass Def.	Force Fum.	Blk. Kick	Sacks -Yds.	Games
1981 Bears	5/3	0	0	0	0	0/0	6
1980 Bears	15/12	0	0	0	0	0/0	13
1979 Bears	..... Injured Reserve List .....						
1978 Bears	33/22	0	2	0	0	1/12	15
Career	53/37	0	2	0	0	1/12	34

Most Solo Tackles: 5 vs Packers 12/10/78.


Most Total Tackles: 8 vs Packers 12/10/78.

50  
1981, D-2  
5-11½, 230

MLB

MIKE SINGLETARY  
Baylor

Born: 10/9/58, Houston, TX



**PROFESSIONAL:** Named to PFWA, UPI, PFW all-rookie, Football Digest teams...Piccolo Award winner...started last 9 games in 1981...game ball performance at Kansas City 11/8/81 included 10 tackles, 6 solos, 1 forced fumble...started first 2 preseason games...38th player, 5th LB in draft...Bears got that selecting position from San Francisco for a fifth round pick and exchange of second round positions to skip past Vikings.

**COLLEGIATE:** Consensus Southwest Conference Player-of-the-Year in '79, '80...only junior selected to All-Southwest Conference Team-of-the-70's...consensus All-American...averaged 15 tackles over career...set team

record with 232 tackles in '78...posted 20 tackles-or-more in 4 games; 30-or-more 3 times...never had less than 10...finalist in '80 Lombardi Trophy voting...tri-captain in '79; captain in '80...starter from midway point of freshman season...made career high 33 stops vs Arkansas...ABC Player-of-the-Game following 16 solos vs Arkansas; had 11 stops for minus 31 yards...played in Hula and Japan Bowls...career stats: 5 interceptions, 21 yards; 662 tackles, 351 solos; 6 fumble recoveries; 18 passes broken up.

**PERSONAL:** Given name Michael (NMI) Singletary...youngest of 10 children...received first football uniform as a sophomore at Houston Worthing High...turned his Houston garage into summer weight training facility for neighborhood youth...expanded to include night session for interested older men...favorite book: "The Amazing Results of Positive Thinking" by Norman Vincent Peale...reads Bible, listens to classical music...business major...has BA degree in management.

Player	Total	Solo	Asst.
Wilson	4	2	2
Fisher, Jeff	6	4	2
Frazier	8	2	6
Hilgenberg	12	6	6
McClendon	12	7	5
Moorehead	13	6	7
Harris	16	12	4
Baschnagel	17	9	8
Skibinski	18	10	8
Herron	19	10	9
Bell	28	18	10
Cabral	32	23	9
<b>Total</b>	<b>32</b>	<b>23</b>	<b>9</b>
<b>Player</b>	<b>Total</b>	<b>Solo</b>	<b>Asst.</b>
Plank	4	1	3
Singletary	3	3	0
Kunz	3	1	2
Earl	3	1	2
Royto	2	2	0
Fisher, Bob	2	1	1
McMichael	2	1	1
Williams, Dave	1	1	0
Parsons	1	1	0
Harper	1	1	0
Anderson	1	0	1

### SPECIAL TEAM TACKLES—1981

Player	No.	Yds.	Avg.	TD	Receiving	Yds.	Avg.	TD	Games
1981 Bears	0	0	0.0	0	0	0	0	0	11
1980 Bears	13	54	4.2	0	5	18	3.6	0	16
1979 Bears	3	10	3.3	0	4	4.0	0	1	16
1978 Bears	0	0	0.0	0	0	0	0.0	0	44
Career	16	64	4.0	0	6	22	3.7	0	127/80
Kickoff Returns: 1978, 3 for 36 yards.									
Most Rush: 5 @ Green Bay 9/7/80 (5-17).									
vs Packers 12/7/80 (5-20).									
Most Rec: 3 vs Vikings 9/21/80 (3-7).									

### Skibinski's Pro Stats

**PERSONAL:** Given name John Joseph Skibinski (pron: skah-been-ski)... nickname Skibo... son of former Green Bay, Cleveland guard Joe Skibinski... uncle Dick played for Washington... all-Illinois pick after rushing for 1,200 yards as senior at LaSalle-Peru Township High... national honor society... earned 4 letters each in football, track, wrestling, won sectional, district mat titles 183-pound class in '73... spent offseason substitute teaching in Vernon Hills, IL... charitable activities include chairmanship Easter Seal drive, honorary chairmanship Special Olympics, chairperson Heart Fund, participated in promoting March of Dimes Fund... avid outdoorsman... plays harmonica... has BS in education.

**COLLEGIATE:** Three-year letterman, two-year starter for Boilermakers... redshirted in 1974 season... won Jack Mollenkopf Award by Purdue Chicago Club for dedication, loyalty... good blocker, power runner, receiver... top rushing effort was for 133 versus Wisconsin as junior... no minus yardage that season... career stats show 339-1605-4-7-8TDs... receiving 46-341... played East-West, Hula, Japan Bows.


**PROFESSIONAL:** Fourth in special team tackles with 18... played in last 11 games... re-signed 10/9/81 to replace Bob Fisher... waived at last cut 8/31/81... bounced back from right knee ligament surgery & 15 weeks on 1979 injured reserve list to play 16 games in 1980... saw scrimmage action in 5... led NFC in rushing '79 presession with 48 carries, 184 yards, 2 TDs, to earn starting spot in '79 opener but suffered knee injury against Packers... outstanding special teamer as rookie with fumble recovery on punt team at Detroit that led to Bear victory... won Bears Piccolo Award as rookie... second Chicago pick in '78 draft.



Player	No.	Yds.	Tkls/Solo	Fum. Rec.	Pass Del.	Force	Blk.	Sack	Kick	-Yds.	Games
1981 Bears	1	-3	72/60	0	4	1	0	0	0/0	0	16
Most Tackles: 8, three times, last at Dallas 11/26/81											
Most Solos: 7, twice, last at Dallas 11/26/81											

### Singletary's Pro Stats

1978, D-6a  
30 RB  
JOHN SKIBINSKI  
Purdue  
Born: 4/27/55, Chicago, IL



**69**  
**1975, D-5**  
**6-2, 260**

**G**

**REVIE SOREY**

**Illinois**

**Born: 9/10/53, Brooklyn, NY**


**PROFESSIONAL:** Has played in 106 games since joining the Bears as 5th round pick in '75...started first 4 games in '81...has 86 career starts...second team all-NFC by UPI after 1978, 79 seasons...all-NFC UPI in '77...got game ball from Bears '77 Thanksgiving Day victory at Detroit...devastating pulling guard...has run :04.9.

**COLLEGIATE:** Two-year regular lineman at Illinois...played tight end as frosh...Illini offensive captain in '74...played frosh basketball...selected to play in Senior Bowl, Blue-Gray, American Bowl games...all-Big Ten pick.

**PERSONAL:** Given name Revie Cee Sorey, Jr. (pron: ree-vee soar-ee)...college nickname Rock Hollywood...resident of Chicago...grew up in NY's Bedford-Stuyvesant district...quietly sent 25 "special" children to each of five different games in '79 at his expense...charitable interests include Children's Home & Aid Society, Children's Rehab Institute, Children's Memorial Hospital, Carmelite Home for Abused and Abandoned Children, Special Olympics, Better Boys Foundation, United Way, United Cerebral Palsy, Boy Scouts, United Charities, VA Hospitals, Red Cloud, Chicago Heart Association, Chicago Boys Clubs, Crusade of Mercy...also made visits to ghetto schools on day off...Illinois Spical Olympics 1977 Man of the Year...nominated for NFL Man of the Year in '81...hobbies include music, chess, CB radio...earned five letters at Brooklyn Boys High in football (3), basketball (1), track (1)...was Eagle Scout...member of Fellowship of Christian Athletes...all-New-York...was youth corps leader, life scout...honorary director Les Turner ALS Foundation...majored in sociology.

### Sorey's Pro Stats

Total games 106: Bears 1975 (14), Bears 1976 (14), Bears 1977 (14), Bears 1978 (16), Bears 1979 (16), Bears 1980 (16), Bears 1981 (16).



**26**  
**1980, D-2**  
**5-11, 217**

**RB**

**MATT SUHEY**

**Penn State**

**Born: 7/7/58, Bellefonte, PA**

**PROFESSIONAL:** Started 14 games in 1981...game ball performance vs Chargers 10/25/81 included 22 carries, 64 yards, 1 TD; 3 receptions, 17 yards...suffered knee bruise vs Rams 9/28/81...had bruised sternum at Kansas City in preseason...hurt on 1st play at Oakland 12/13/81 (ribs)...did not play vs Broncos 12/20/81...had alleged fumble at goal line with :23 left vs Packers 9/6/81 (Packers 16-9)...saw action in all 16 games in 1980...drew starting FB assignment 9/21 vs Vikings...accounted for 180 combined yards @ Pittsburgh—130 of it by kickoff returns...7th running back, 46th player taken in '80 draft.

**COLLEGIATE:** Four-year starter...State's second leading career rusher with 2,818 yards, 2 TDs behind Lydell Mitchell, ahead of John Cappelletti, Lenny Moore, Charlie Pittman, Franco Harris...third in total offense (3,146 yds) fourth in TDs (29)...school record for rushing attempts career (633)...named to UPI's all-East squad...honorable mention all-America...played in Hula Bowl...special teamer...named to "all-America Blocker team"...had 12.0 punt return, 16.8 KOR averages...39 receptions (2 TD), 328 yards...lead P.S.U. rushing in '77, '78, '79...started in same backfield with Mike Guman (Rams), Booker Moore (Bills), Chuck Fusina (Buccaneers).

**PERSONAL:** Given name Matthew Jerome Suhey...maternal grandfather Bob Higgins was a Penn State all-America in 1919, played end for Canton Bulldogs against George Halas and Chicago Staleys in 1921 (Staleys 10-0), and coached the Lions from 1930-48...father (Steve) was an all-America guard for State in '47 and played with Jim Finks and Pittsburgh Steelers 1949...brothers Larry (RB) and Paul (LB) also played for PSU...Paul was '78 captain...now in medical school in Philadelphia...three-year all-State RB...football captain, lettered in track and wrestling...favorite book: "Winds of War" by Herman Wouk...resides in Chicago...B.S. in Marketing...pursuing MBA at Northwestern.

## Suhey's Pro Stats

Rushing	No.	Yds.	Avg.	TD	Receiving	Yds.	Avg.	TD	Games
1981 Bears	150	521	3.5	3	33	168	5.1	0	15
1980 Bears	22	45	2.0	0	7	60	8.6	0	16
Career	172	566	3.3	3	40	228	5.7	0	31

Kickoff Returns	No.	Yds.	Avg.	TD	Punt Returns	Yds.	Avg.	TD
1981 Bears	0	0	0.0	0	0	0	0.0	0
1980 Bears	19	406	21.4	0	1	4	4.0	0
Career	19	406	21.4	0	1	4	4.0	0

Most Rushes: 22 vs Chargers 10/25/81 (22-64).

Most Yards Rush: 64 vs Chargers 10/25/81 (22-64).

Long Rush: 26 vs Packers 9/6/81.

Most Rec: 4, six times, last at Green Bay 11/15/81 (4-11).

Most Yards Rec: 38 vs Rams 9/28/81 (4-38).


Long Catch: 21 @ Pittsburgh 9/28/80.

Most KORs: vs Vikings 9/21/80 (6-115).

@ Pittsburgh 9/28/80 (6-130).

Most Yards KOR: 130 @ Pittsburgh 9/28/80 (6-130).

Long KOR: 31 vs Bengals 12/14/80 (1-31).



53

1980, D-5

6-1, 241

**PROFESSIONAL:** Placed on injured reserve 8/22/81...had right knee sprain early in camp and did not play in any games...named snapper on PFW all-rookie team...scrimmage action limited to brief appearances in 2 games...did no long snapping in college...got first exposure to long snap at Bear rookie camp drawing 'where have you been all my life' comment from Bob Thomas...made every snap during rookie season.

**COLLEGIATE:** All-Big Eight and honorable mention all-America...played in East-West, Senior Bowl as guard...center as soph, guard as junior, center as senior... '79 co-captain...pivot of Big Eight's leading rushing team...Sooners

led nation in '78...non-injury redshirt in '76.

**PERSONAL:** Given name Paul Carroll Tabor (pron: tay-bur)...married (Lee)...is twin brother of Giants' starting DT Phil...works for Lampkin Assoc. Advertising Agency in Chicago...hobbies include antique furniture refinishing...member FCA...prepped at Houston Spring Branch High...has B.S. in petroleum land management.

C

PAUL TABOR

Oklahoma

Born: 11/30/56, Little Rock, AR

## Tabor's Pro Stats

Total Games 16 all Chicago: 1980 (16).



16

1975, W-Rams

5-10, 175

**PROFESSIONAL:** Placed on injured reserve 9/16/81 with pulled hamstring...began kicking 10/8/81...missed last 2 preseason games in '81 with pulled muscle in right leg...most accurate field goal kicker in Bear history having converted 87 of 145 in Bear history with 430 points (George Blanda 541, Payton 468, Percival 456)...needs 13 FGs to break Percival's club record of 99

made...needs two to take second spot from Blanda (88 made)...72.2% accuracy in 1980 is second best ever by a Bear behind his 77.2% in 1978...his kicks have been the winning margin in 14 games...got game ball 11/11/79 from (27-24) win over LA for 38-, 35-yard FGs...converted first 15 successive kicks in '78 before missing PAT vs Raiders...was devastating in that season's first 10 weeks connecting on 15 of 16 FGAs—the miss coming after a bad snap...won PFW Golden Toe Award for 9/10/78 3 FGs to beat SF...UPI honorable mention all-NFL '78...led Bear scoring '80, '78 & '75...booted one of the most important FGs

K

BOB THOMAS

Notre Dame

Born: 8/7/52, Rochester, NY

(28 yards) in Club history with 9 seconds left in OT at NY to put Bears in '77 playoffs...accuracy on kickoff placement key to Bears defense against KO returns...awarded to Bears via waivers from Los Angeles 2/6/75 after failing to make '74 Rams on last cut...15th round LA draft choice in '74...rightfooted, soccer style kicker...increased leg strength from 165 to 400 pounds since joining Bears.

**COLLEGIATE:** Academic all-America at Notre Dame...set Irish records for consecutive PATs (62), field goals (9 of 18), and kicking points (70) in 1973...scored NDs last three points against Alabama in '73 Super Bowl giving Irish national championship 24-23...scored 161 career points on 98 of 101 PATs, 21-35 FGs.

**PERSONAL:** Given name Robert Randall Thomas...married (Margaret Mary), adopted son...learning commodities exchange...graduated Loyola law school...passed Illinois Bar 10/2/81...works for law firm of Bochte and Kuzniar in suburban Elburn, IL...member championship football, soccer teams (center forward) at Rochester McQuaid Jesuit High...captained soccer team...all-league both sports...had 47-yard FG in high school...has BA in government.

### Thomas' Pro Stats

	Pts.	FGs	1-19	20-29	30-39	40-49	50+	PATs	Games
1981 Bears	8	2-3	0-0	1-2	1-1	0-0	0-0	2-3	2
a 1980 Bears	74	13-18	1-1	5-5	4-8	3-4	0-0	35-37	16
b 1979 Bears	82	16-27	1-1	4-7	9-11	2-7	0-1	34-37	16
c 1978 Bears	77	17-22	0-0	7-7	9-11	1-4	0-0	26-28	16
d 1977 Bears	69	14-27	0-0	6-9	6-10	2-6	0-2	27-30	14
e 1976 Bears	63	12-25	0-0	3-3	4-6	5-11	0-5	27-30	14
f 1975 Bears	57	13-23	0-0	3-7	5-6	4-7	1-3	18-22	14
Career	430	87-145	2-2	29-40	38-53	17-39	1-11	169-187	92

a—Includes 2 blocked PATs. b—Includes 3 blocked PATs, 1 FG att 44. c—Includes 1 blocked PAT, 2 FG atts 39, 39. d—Includes 3 blocked PATs. e—Includes 1 blocked PAT. f—Includes 2 blocked PATs, 4 FG atts: 43, 20, 27, 27.

Longest Field Goal: 55, @ Los Angeles 11/23/75 (club record).

Most Points: 15 vs Redskins 10/3/76.

Most Field Goals: 4 (of 4) vs Redskins 10/3/76.

Most FG Attempts: 5 (made 3), @ Green Bay 12/9/79.

Consecutive PAT String: 22, 9/16/79-11/18/79.

Consecutive FG String: 10, 12/18/77-10/1/78 (ties club record).

Most PAT Attempts: 9 (made 7), vs Green Bay 12/7/80 (club record).

Bob Thomas	FG Yards	Avg. FG	Long FG
1981	62	31.0	37
1980	410	31.5	44
1979	506	31.6	44
1978	537	31.6	44
1977	454	32.4	47
1976	440	36.7	47
1975	477	36.9	55

78

1981, D-1

6-6½, 265

**PROFESSIONAL:** Named to PFWA, UPI, Football Digest, PFW all-rookie teams...started last 12 games at RT...started first 3 preseason games at LT...11th player selected, 1st lineman.

**COLLEGIATE:** 1980 Outland Trophy runner-up (to Pitt's Mark May)...consensus All-America senior year...Academic All-Pac 10 last two seasons...came to USC in '76...redshirted freshman year after suffering foot injury...starting strong-side tackle past three years...played in Hula Bowl with fellow Bear draftees Mike Singletary, Ken Margerum...Trojans 39-7-2 during his four seasons.

**PERSONAL:** Given name Keith (NMI) Van Horne...two-year all conference tight end-defensive lineman at Fullerton (CA) High (former President Nixon's school)...center on cage squad...59" in shot put...would like to be a disc jockey...has done radio work in college...played lead in play "Bar None"...credits father (John) and brother (Peter, drafted by Cubs '78 as CF, 1B) for much of his success in sports...arrived at USC a 230-pound tight end...added 35 pounds with weight training...favorite book: "Fear and Loathing in Las Vegas" by Hunter Thompson...parents live in suburban Clarendon Hills (IL) where father works as a divisional manager...broadcast major...has BA degree in broadcast journalism.



T

KEITH VAN HORNE

Southern Cal

Born: 11/6/57, Mt. Lebanon, PA

## Van Horne's Pro Stats

Total Games 14; Bears 1981 (14).

23  
1977, FA  
5-11, 190  
Southern Utah State  
Born: 9/13/54, Gainesville, TX

S-PR

**PROFESSIONAL:** Started first 4 games of '81...suffered thigh bruise vs Rams 9/28/81...had right knee strained ligament vs Redskins 10/11/81...arthro-scope surgery on 10/14/81 showed no cartilage damage...placed on injured reserve 11/12/81...in first 3 starts in '81, had 32 total tackles, 21 solos...led 80 Bears with 4 interceptions...has made 10 career starts @ free safety, 1 @ strong...had start at each in 1980 responding with 15 tackles & an interception as FS @ Cleveland, 8 tackles & fumble recovery that set up TD as SS @ Tampa Bay...got game ball from 61-7 win over Packers 12/7/80 for 36-yd interception return for TD...missed Pittsburgh defeat with knee strain...in 2 1979 starts made 19 tackles, caused fumble, broke up 1 pass...had key interception at Buffalo 10/7/79...owns 5 sacks off safety blitz...notched first career interception off Steve Bartkowski 11/19/78 preserving 13-7 Bear win to snap 8-game losing streak...was seventh among NFC KOR men in '79 with 22.5 average...had 30.5 average in '78 on 11 returns but needed 16 to qualify for title...set up TD in 9/25/78 loss to Vikings with blocked punt...after being passed over in collegiate draft, went to free agent camp and was recommended to Bears by Sid Gillman...signed twice by Bears as free agent: 5/10/77, waived 8/31/77, signed 9/13/77.

**COLLEGIATE:** Two-time MVP at Southern Utah State as cornerback-wide receiver...earned 4 football, 2 track letters there...1976 Rocky Mountain Conference MVP...set SUS record for punt return average (15.3), longest reception (94), longest kickoff return (95)...caught 44 passes for 747 yards, 7 TDs...had 36.5 punting average.


**PERSONAL:** Given name Leonard Ray Walterscheid (pron: walter-SHed)...married (Korine), one son (Justin)...lived at Grand County High in Moab, UT...resides in suburban Vernon Hills during offseason...lost parts of fingers on left hand working as oil well roughneck in '75...father is offiled trucker...member National Ski Patrol...has worked as fire fighter for U.S. Forest Service...participated in Ford P&K competition...has B.S. in physical education.

## Walterscheid's Pro Stats

Intceptions	No.	Yds.	Avg.	TD	Tkls/Solo	Fum. Rec.	Pass Del.	Force Fum.	Kick -Yds.	Sack
1981 Bears	1	0	0.0	0	40/31	2	1	1	0	1/15
1980 Bears	4	84	21.0	1	71/53	1	1	2	0	1/15
1979 Bears	1	15	15.0	0	57/44	1	3	2	1	4/28
1978 Bears	1	0	0.0	0	39/31	1	2	1	0	0/0
1977 Bears	0	0	0.0	0	23/16	0	0	0	0	0/0
Career	7	99	14.1	1	230/175	5	7	6	1	6/58
Kickoff Returns	No.	Yds.	Avg.	TD	Punt Returns	Yds.	Avg.	TD	Games	
1981 Bears	0	0	0.0	0	33	6	6.0	0	6	
1980 Bears	1	12	12.0	0	33	239	7.2	0	15	
1979 Bears	19	427	22.5	0	14	96	6.9	0	16	
1978 Bears	11	335	30.5	0	3	24	8.0	0	14	
1977 Bears	3	59	19.7	0	6	59	9.8	0	14	
Career	34	833	24.5	0	57	424	7.4	0	65	
Long Punt Return: 25 at Detroit 11/27/80 (2-25).										
Most Punt Returns: 5 vs Packers 9/2/79 (5-34).										
Long KOR: 81 vs Raiders 10/1/78 (2-114).										
Most Solo: 12 at Cleveland 11/3/80.										
Most KORs: 4 twice.										
Most Sacks: 2 at Green Bay 12/9/79.										

## BLOCKED KICKS IN '81

The Bears were credited with four blocked kicks last season: Alan Page (2 Fgs; 1 PAT) and Otis Wilson (PAT).



**80**  
**1979, D-2**  
**6-1, 203**

**WR**

**RICKEY WATTS**  
**Tulsa**

**Born: 5/16/57, Longview, TX**

**PROFESSIONAL:** Started 9 games; played in 12 in '81...had hamstring pull vs Rams 9/28/81...pulled another left leg muscle 10/15/81...in last 2 preseason games, had 10 receptions for 229 yards, 3 TDs...retired, then reported 7/30/81...owns longest TD reception at Soldier Field since Bears moved there for '71 season with 89-yard catch from Vince Evans 9/21/80...has made 5 receptions of 48 or more yards...hampered much of last season with dislocated finger, ankle problems...ankle woes shelved Bear plan to make him return man...made 8 catches in last 3 games...started twice as flanker in '80 after 6 split end starts to finish rookie season...all 24 receptions as rookie in those final 6...received game ball from 61-7 win over Packers 12/7/80 for catches of 52 & 53 yards...147 yards on 6 catches in first start vs Rams were most by a Bear since Dick Gordon's 158 on 5 11/15/70 vs Packers...excellent blocker to go with :04.6 speed...third Chicago pick in '79 draft behind Dan Hampton, Al Harris.

**COLLEGIATE:** Tulsa's leading receiver in final 2 seasons with 74 catches for 1,373 yards (18.6 average), 6 TDs...was tailback until late junior season...led Hurricane rushers in '76 & '77 with 234 carries, 1,166 yards (5.0 average) and 14 TDs...four-time letterman...never missed a collegiate game...was Tulsa MVP '77 & '78...received Tulsa President's Award...also performed on Hurricane basketball, track squads.

**PERSONAL:** Given name Rickey Ricardo Watts (named after actor)...has 3 brothers, 6 sisters...played bass & 6 string guitar in Tulsa jazz band...favorite book: Bible...all-sports star at Longview (TX) High...also sang in choir...member of Fellowship of Christian Athletes...aspires to a career in record industry or radio...would like to earn master's degree in telecommunications...has BA in physical education.

**Watts' Pro Stats**

Receiving	No.	Yds.	Avg.	TD	Rushing	Yds.	Avg.	TD	Games
1981 Bears	27	465	17.2	3	0	0	0.0	0	12
1980 Bears	22	444	20.2	2	1	-16	-16.0	0	15
1979 Bears	24	421	17.5	3	1	-6	-6.0	0	16
Career	73	1330	18.2	8	2	-22	-11.0	0	43

Kickoff Returns	No.	Yds.	Avg.	TD	Punt Returns	Yds.	Avg.	TD
1981 Bears	0	0	0.0	0	0	0	0.0	0
1980 Bears	1	12	12.0	0	2	20	10.0	0
1979 Bears	14	289	20.6	1	0	0	0.0	0
Career	15	301	20.1	1	2	20	10.0	0

Long Catch: 89t vs Vikings 9/21/80 from Vince Evans (2-104).

Most Yards: 147 vs Rams 11/11/79 (6-147).

Most Caught: 6 twice.

Long KOR: 83t vs Cardinals 12/16/79 (1-83).

Most KORs: 3 at Minnesota 10/21/79 (3-20).

Most Yards KORs: 83 vs Cardinals 12/16/79 (1-83).

Combined Yards: 186 vs Cardinals 12/16/79 (Rec. 103, KOR 83).


**100-YARD GAMES**

- 1) 147 (6) vs Rams 11/11/79.
- 2) 126 (4) vs Packers 12/7/80.
- 3) 104 (2) vs Vikings 9/21/80.
- 4) 103 (6) vs Cardinals 12/16/79.

**"BEAR DOWN CHICAGO BEARS"**

The lyrics to "Bear Down Chicago Bears", the Club's fight song since 1941 are:

"Bear Down, Chicago Bears, Make every play clear the way to victory: Bear Down, Chicago Bears, Put up a fight with a might so fearlessly. We'll never forget the way you thrilled the nation with your T-formation. Bear Down, Chicago Bears, and let them know why you're wearing the crown. You're the pride and joy of Illinois, Chicago Bears, Bear Down."



**83**  
**1981, FA**  
**6-4, 226**

**TE**

**BROOKS WILLIAMS**  
**North Carolina**  
**Born: 12/7/54, Baltimore, MD**

**PROFESSIONAL:** Played in last 5 games...signed with Bears as free agent 11/12/81 to replace Lenny Walterscheid...waived by New Orleans 11/2/81...played in 7 of first 9 games with Saints in '81...had 5 receptions for 50 yards in backup role...started 7 '80 games but spent last 4 on injured reserve list with knee injury (ligament strain)...had top pro game with 6 catches for 89 yards vs Bills 9/21/80...eighth round draft choice of New Orleans in 1978.

**COLLEGIATE:** Leading receiver in 1977 with 19 receptions for 218 yards, 2 TDs...three-year all-ACC academic team...played in Liberty and Can-Am Bowls.

**PERSONAL:** Given name Kim Brooks Williams...prepped at Virginia Beach (VA) Cox High...lives in Pensacola, FL during offseason and works at a health club...has BS in business administration.

**Williams Pro Stats**

Receiving	PC	YDs	AVG	TDs	GMs
1981 Bears; Saints	3;5	32;50	10.7;10.0	0;0	5;7
1980 Saints	26	351	13.5	2	12
1979 Saints	2	22	11.0	0	16
1978 Saints	0	0	0.0	0	16
Totals	36	455	12.6	2	56

Additional: 2 KORs 12 yards, 1979; 1 KOR 35 yards, 1981.



**22**  
**1979, FA**  
**6-2, 207**

**RB-KR**

**DAVID WILLIAMS**  
**Colorado**  
**Born: 3/10/54, Minden, LA**

**PROFESSIONAL:** Placed on injured reserve 12/13/81...played in 8 games in '81...suffered spiral fracture of bone in right leg in 3rd quarter at Green Bay 11/15/81...also had torn tendon above ankle...injured right knee & missed 2nd half at Detroit 10/19/81...worked at split end...led Bears in kickoff returns with 21.1 average in '81...voted game ball for ending NFL's shortest OT game returning kickoff 95 yards in 21 seconds 11/27/80 to whip Lions 23-17 in Silverdome...has returned 3 for TDs in career...15 FB starts (3 in '80) since joining club 4 days before '79 opener as free agent (8/29/79)...was HB until 1st quarter of '79 opener when Bears lost all fullbacks...was #1 backup at HB & FB

last year with return of Roland Harper...bothered all season with hip-pointer...led '79 Bears in catches (42), TDs by receiving (5)...efficient blocker to go with run/catch skills...54-yard TD pass vs Patriots 10/14/79 was first from scrimmage...August 49er castoff after 2 years by Bay...burned Vikings with 60-yard punt return, 80-yard kickoff return in '77 game...recommended to Bears by Ken Meyer—coach of that '77 49er team...7th round Cowboy pick in '76 but elected to try QB skills with Calgary Stampeders in CFL...QB, WR, WB, RB, KR there...waived by Dallas (7/30/77), claimed by SF...first pro start against Minnesota 9/9/79...finished 2nd in NFC KORs in '80.

**COLLEGIATE:** Colorado MVP as option quarterback as senior...named to Big-8 all-academic team twice...ran :09.7 100 with Colorado track team...holds Colorado records for career completion percentage (215 for 399) .539; lowest percentage of interceptions in career (21 intercepted) .054; and total offensive yards by senior (572 rush, 1,282 pass) 1,854...second to Bobby Anderson in yards season (1,854) and career (3,576).

**PERSONAL:** Given name David (NMI) Williams...resides in San Mateo, CA in offseason...has worked as ski resort promoter and in real estate, insurance and banking...prep all-sports standout at Homer (LA) High...has BA in finance.



### Williams' Pro Stats

Rushing	Att.	Yds.	Avg.	TD	Receiving	Yds.	Avg.	TD	Games
1981 Bears	2	19	9.5	0	18	126	7.0	2	8
1980 Bears	26	57	2.2	0	22	132	6.0	0	16
1979 Bears	127	401	3.2	1	42	354	8.4	5	14
1978 49ers	15	18	1.2	0	10	63	6.3	0	12
1977 49ers	2	6	3.0	0	0	0	0.0	0	16
Career	172	501	2.9	1	92	675	7.3	7	64

Kickoff Returns	No.	Yds.	Avg.	TD	Punt Returns	Yds.	Avg.	TD
1981 Bears	23	486	21.1	0	0	0	0.0	0
1980 Bears	27	666	24.7	1	0	0	0.0	0
1979 Bears	0	0	0.0	0	0	0	0.0	0
1978 49ers	34	745	21.9	1	0	0	0.0	0
1977 49ers	4	122	30.5	1	1	60	60.0	0
Career	88	2019	22.9	3	1	60	60.0	0

Recovered 1 fumble, 1977; recovered 3 fumbles, 1978.

Most KORs: 4, five times, at Minnesota 10/4/81 (4-114).

Most KOR Yards: 148 at Detroit 11/27/80 (4-148).

Long KOR: 95t vs Detroit 11/27/80 (4-148).

Long PR: 60 at Minnesota 12/4/77.

Most Rushes: 19 at Minnesota 10/21/79 (19-56).

Most Yards Rushing: 56 at Minnesota 10/21/79 (16-56).

Long Rush: 16 twice.

Most Caught: 6 twice.

Most Yards Receiving: 62 vs New England 10/14/79 (2-62).

Long Catch: 54t vs New England 10/14/79 (2-62).

55

1980, D-1

6-2, 222

**PROFESSIONAL:** Second on squad in tackles with 81...started 12 games...hobbled with turf toe in last 3 games...injured left ankle at Tampa 11/1/81...blocked PAT vs Packers 9/6/81...started all 4 preseason games at LLB...had pair of sacks, pair of thefts in rookie season...got lone start in place of injured Jerry Muckensturm at LLB for 1980 finale responding with 7 solo tackles, interception, pass deflection...make it happen type player...made first career intercept off Archie Manning 9/14, first sack on Gary Danielson 10/19...aggressive speciality team player also...started playing regularly on Bear 46 (5-1-5) defense as only linebacker...first linebacker, 19th player



selected in '80 draft.

**COLLEGIATE:** Made 175 tackles as senior...broke 2 of Doug Buffone's records for tackles...co-captain...defensive most valuable in '77 Independence Bowl...NEA, Sporting News all-America...ranks second on career tackles list to Buffone (485 to 495) ahead of Broncos' Tom Jackson... '76 transfer from Syracuse where he led varsity in tackles/named team defensive most valuable as freshman...10 career interceptions for 95 yards, 8 career recovered fumbles...aggressive player even in practice...4.7 40...Red Rage played 5-2 defensive...made 25 tackles vs Cincinnati in '79...led major college LB's with 6 interceptions in '77...played in East-West, Senior Bowls.

**PERSONAL:** Given name Otis Ray Wilson...nickname Big O, the Stick...married (Kyle), one son...prepped at Brooklyn Thomas Jefferson High...two-time all-City and all-State selection...grew up in Brownsville neighborhood which produced John Brockington, basketball pro Lloyd Free, WBA champ Eddie Gregory...mother (Maxine) works at Brownsville Community Center...first team prep all-America as senior when Moe Finkelstein's team played for the State title...hobbies include hunting...lacks 6 hours for BS in communications.

### Wilson's Pro Stats

Interceptions	No.	Yds.	Tkls/Solo	Fum. Rec.	Pass Def.	Force Fum.	Bk. Kick	Sack -Yds.	Games
1981 Bears	0	0	81/65	3	3	2	1	0/0	15
1980 Bears	2	4	15/13	0	1	0	0	2/18	16
Career	2	4	96/78	3	4	2	1	2/18	31

1981 CHICAGO BEARS DURABILITY CHART	STARTS	GAMES	1981 Cstv Car	1981 Cstv Car
T Ted Albrecht	16	16	59	77
WR Marcus Anderson	12	5	12	1
QB Bob Avelini	9	0	65	0
WR Brian Baschnagel	16	64	88	15
S Todd Bell	16	23	26	4
LB Brian Cabral	16	16	16	0
LB Gary Campbell	16	23	78	16
TE Mike Cobb	16	16	75	1
TE Robin Earl	16	44	75	15
QB Vince Evans	16	27	43	16
S Gary Fenick	16	2	22	1
TE Bob Fisher	6	6	2	88
CB Jeff Fisher	16	16	16	0
CB Leslie Frazer	13	1	13	0
WR Kris Haines	1	0	20	0
DE Dan Hampton	16	48	48	16
RB Roland Harper	15	14	81	2
DE Al Harris	16	32	36	11
DE Mike Hartenstein	16	106	106	5
CB Neuben Henderson	16	16	16	16
LB Bruce Herron	16	30	62	0
C Jay Hilgenberg	16	16	16	0
G Noah Jackson	16	36	103	16
T Dan Jaggitts	16	28	89	1
LB Lee Kunz	16	48	48	7
T Dennis Lick	3	0	79	3
WR Ken Margerum	16	16	16	6
RB Willie McClendon	16	59	77	16
RB Willie McClendon	16	59	75	75
DT Steve McMichael	10	10	10	16
WR Emery Moorehead	9	9	61	0
LB Jerry Mukensturm	0	0	74	0
C Dan Neal	16	88	117	16
DT Jim Osborne	16	49	144	16
DT Alan Page	16	218	218	16
P Bob Parsons	16	144	147	0
RB Walter Payton	16	101	105	16
QB Mike Phipps	3	0	117	0
S Doug Plank	16	23	100	12
K John Roviato	11	11	11	0
CB Terry Schmidt	16	71	105	16
DT Brad Shearer	6	0	34	0
LB Mike Singletary	16	16	16	9
RB John Skibinski	16	106	106	4
G Revie Sorey	16	106	106	4
RB Matt Suhay	15	0	31	14
C Paul Tabor	0	0	92	0
K Bob Thomas	2	0	92	0
T Keith Van Horne	14	13	14	12
S Lenry Walterscheid	6	0	62	4
WR Rickey Watts	12	8	43	9
TE Brooks Williams	5	5	49	0
RB David Williams	8	0	64	0
LB Otis Wilson	15	6	22	12
G Emanuel Zanders	12	12	99	12

## 1981 CHICAGO BEARS DURABILITY CHART

Total games 99: Saints 1974 (10), Saints 1975 (14), Saints 1976 (14), Saints 1977 (14), Saints 1978 (3), Saints 1979 (16), Saints 1980 (16), Bears 1981 (12).

Recovered one fumble, 1976 and 1977; caught 1 pass for 7 yards 10/4/81.

## Zanders' Pro Stats

PERSONAL: Given name Emanuel (NMI) Zanders...married (Yvonne)...two children...prepped at Demopolis (AL) U.S. Jones High...hobbies include fishing, hunting...has BS degree in health, physical education.

COLLEGIATE: Blocker for Walter Payton at Jackson State...all-conference and all-NIAA...captain.

PROFESSIONAL: Started last 12 games at RG...did not play in first game as Bear vs Rams 9/28/81 after signing as free agent 9/24/81...became a free agent August 25th after clearing waivers...New Orleans starter since '75 after signing with Saints the year before...first signed by Miami Dolphins...on injured reserve with knee injury after 3 games in '78.

Born: 7/31/51, Demopolis, AL  
Jackson State

EMANUEL ZANDERS

G

79

1981, FA  
6-1, 248



Most Tackles: 10, twice, last vs Lions 11/22/81.  
Most Solos: 8, twice, last vs Lions 11/22/81.  
Long Fum. Ret: 31 vs Rams 9/28/81.

## 1982 NEWCOMER BIOGRAPHIES

**KURT BECKER** G 6-5 251 Michigan  
Joined Bears: 1982, D-6 Born: 12/22/58, Aurora, IL

**Professional:** 150th player in draft.

**Collegiate:** Consensus all-America, Lombardi Trophy semi-finalist...co-captain...Wolverines ranked 13th nationally in rushing offense...entered Michigan at 216 pounds...all-America Strength Team member...redshirted in '77.

**Personal:** Given name Kurt Frank Becker...three-sport standout at Aurora East High...business communications major.

**GUY BOLIAUX** LB 6-1 214 Wisconsin  
Joined Bears: 1982, D-11 Born: 9/21/59, Chicago, IL

**Professional:** 287th player in draft.

**Collegiate:** Honorable mention all-Big Ten...two-year starter...four-year letterman...played in 28 of the last 29 Badger games...career stats show 78 solo tackles, 45 assists; 2 fumble recoveries; one interception; one touchdown off blocked punt.

**Personal:** Given name Guy Joseph Boliaux...Bear ballboy 1973-75...all-state at Des Plaines (IL) Maine East High...physical education major.

**BRETT CARSELLO** C-G 6-3 258 Wisconsin-Eau Claire  
Joined Bears: 1982, FA Born: 2/26/58, Chicago, IL

**Professional:** Signed with Bears as free agent 4/14/82...played with Chicago Fire of American Football Association in 1981.

**Collegiate:** Honorable mention all-conference defensive lineman...two-year letterman...two-year stats show 125 tackles...red-shirted 1978...began collegiate career at Illinois (1976-77).

**Personal:** Given name Brett Joseph Carsello...all-state, captain, most valuable player at Barrington (IL) High...physical education major.

**TIM CLIFFORD** QB 6-1 207 Indiana  
Joined Bears: 1981, D-10 Born: 11/28/58, Ft. Thomas, KY

**Professional:** Placed on injured reserve 8/25/81 for groin injury in weight room...attended all meetings during year; worked out after recovery on scout team, mostly as wide receiver...262nd player selected in draft...9th Bears' choice.




**Collegiate:** 1980: UPI Honorable Mention All-America...AP, UPI Big Ten Offensive Player-of-the-Week vs Colorado: 11-14-345-5TDs...Sporting News Honorable Mention All-America...played in Japan Bowl, MVP in East-West Shrine Game...1979: UPI 2nd Team All-Big Ten...Chicago Tribune Big Ten Most Valuable Player Silver Football Award...ABC Player-of-the-Game vs Kentucky...led '79 Hoosiers to 8-4 record; 1st ever bowl game victory; and national ranking (16th-UPI, 19th-AP)...passed for 171 yards, 1 TD and ran for 2 more in 38-37 Holiday Bowl win over Brigham Young...junior season stats (160 of 288, 2,078 yards, 13

BECKER

BOLIAUX

CARSELLO

CLIFFORD



**DAVENPORT****EHLEBRACHT**

TDs) are all Hoosier records...team most valuable player last 2 years...finished 3rd in '80 Big Ten Most Valuable Player balloting...three-year letterman in baseball (P&DH); did not play in '81...career totals: 333 of 631 for 4338, 31 TD, 32 int.; 140 rushes for 223 yards, 11 TDs.

**Personal:** Given name Timothy Ray Clifford...married (Kelly)...expecting child in late June...All-America at Cincinnati Colerain High...4-sport athlete...averaged over 10 points in basketball, P-1b baseball, school record in discus...passed for 47 career TDs...in '75 broke 4 city passing records and led the state in every category...account executive for Prime Leasing, Inc.

**CLINTON DAVENPORT**  
**Joined Bears: 1982, FA**

**G-T 6-3 280 Eastern Illinois**  
**Born: 12/15/57, Washington, DC**

**Professional:** Signed with Bears as free agent 4/14/82...played with Chicago Fire of American Football Association in 1981.

**Collegiate:** Played for Eastern Illinois 1979-80...redshirted 1978...began his collegiate career at Kansas State (1976-77).

**Personal:** Given name Clinton Robert Davenport...married (Angela)...prepped at Washington (DC) Woodson High...lives in Waukegan.

**JERRY DOERGER**  
**Joined Bears: 1982, D-8**

**T 6-5 270 Wisconsin**  
**Born: 7/18/60, Cincinnati, OH**

**Professional:** 240th player in the draft.

**Collegiate:** Most improved offensive Badger in 1981...28 career starts...played behind Ray Snell (Tampa Bay) as a freshman.

**Personal:** Given name Jerome (NMI) Doerger...all-America at Cincinnati LaSalle High...all-state in football and basketball...mechanical engineering major.

**T. K. EHLEBRACHT**  
**Joined Bears: 1981, FA**

**WR 6-1 174 North Central**  
**Born: 2/10/58, Homewood, IL**

**Professional:** Suffered fractured fibula in '81 camp...waived-injured 8/17/81...placed on injured reserve 8/18...worked out with squad through end of season...signed with Bears as free agent 5/22/81...had baseball tryouts with San Diego Padres and Cincinnati Reds.

**Collegiate:** Lettered in football (4), baseball (3), track (2), basketball (1)...receiver in wishbone offense first 3 years...safety as senior...career stats show: 48 tackles, 2 interceptions; 55 receptions, 945 yards, 17.2 average, 3 TDs; 24 punt returns, 186 yards, 7.8 average, 1 TD...all-CCIW as junior; honorable mention all CCIW on defense as senior...MVP, all-CCIW with .426 average (CF) as junior...NCAA Division III 2nd team all-America with .425 average (CF) as senior...threw the javelin 185' 4" as junior, 193' 5" as senior...Central's outstanding scholar/athlete as junior, senior.

**Personal:** Given name Timothy Karl Ehlebracht...inspiration for sports from older brother Tom who was a star athlete and is now a quadriplegic CPA...lettered in football, baseball and participated in track at Homewood-Flossmoor High...honorable mention all-state in football...played in AA all-star game...teaches and coaches at Brookwood Junior High in Glenwood, IL...lives in Homewood...has BS degree in physical education-recreation.

**GREG FAIRCHILD**  
Joined Bears: 1982, FA

**G 6-4½ 254** Tulsa  
Born: 3/10/55, St. Louis, MO

**Professional:** Signed with Bears as free agent 2/24/82...player-coach in '81 and 3 games of '80 for West Virginia Rockets of American Football Association...waived by New York Giants in '80 training camp...traded to Giants from Cincinnati Bengals...played for Toronto Argonauts in Canadian League 1978-80...had two games with Cleveland Browns in '78...waived to Browns from Cincinnati Bengals...played for Bengals 1976-77...4th round choice of Bengals in '76.

**Collegiate** Two-year all Missouri Valley Conference...three-year starter...played MLB, DE, TE, NG, T, DT.

**Personal:** Given name Gregory Thompson Fairchild...married (Michelle)...two children...has worked with youth at camps...1981 Oklahoma open racquetball champion...prepped at St. Louis St. Mary's High...has BS in biology.

**Fairchild's Pro Stats**

Total games 27: 1976 Bengals (12); 1977 Bengals (13); 1978 Browns (2).  
Recovered one fumble, 1976; returned one kickoff for six yards, 1977.

**DENNIS GENTRY**  
Joined Bears: 1982, D-4

**RB 5-8 173** Baylor  
Born: 2/10/59, Lubbock, TX

**Professional:** 89th player in the draft.

**Collegiate:** Number two rusher (behind Abercrombie) in Baylor history...redshirted in 1978...three-year starter since 1979...career stats show 414 rushes, 2213 yards, 14 touchdowns...played in Senior Bowl.

**Personal:** Given name Dennis (NMI) Gentry...all-South Plains at Dunbar High...physical education major.

**PERRY HARTNETT**  
Joined Bears: 1982, D-5a

**G 6-5 275** Southern Methodist  
Born: 4/28/60, Galveston, TX

**Professional:** 120th player in the draft.

**Collegiate:** Honorable mention all-America, all-Southwest Conference...SMU led conference in offense...started seven games at tackle as sophomore...backup defensive tackle as freshman...played in Hula Bowl.

**Personal:** Given name Perry Edmund Hartnett...nickname Bear...all-America at Galveston Adidas High...psychology major.

**MIKE HATCHETT**  
Joined Bears: 1982, D-9

**DB 5-10½ 176** Texas  
Born: 1/9/60, Sherman, TX

**Professional:** 234th player in the draft.

**Collegiate:** Two-year honorable mention all-America...three-year letterman...Longhorn defense ranked second nationally, first in conference...played in '80 Astro-Bluebonnet Bowl, '82 Cotton Bowl, '82 Gold Bowl...career stats show 70 total tackles, 60 solos; 25 pass deflections; seven interceptions for 60 yards; one fumble recovery.


**GENTRY**




**HARTNETT**



**HATCHETT**



**LAWLESS****McMAHON**

**Personal:** Given name Michael Cyle Hatchett...all-city at San Antonio Jay High...played at Texas with brother Derrick (Baltimore Colts)...government major.

**BILL JENSEN** T 6-4 260 **Arizona**  
**Joined Bears: 1982, W-49ers** **Born: 2/17/58, Madison, WI**

**Professional:** Awarded to Bears via procedural waivers from San Francisco...signed with 49ers as free agent prior to '81 season.

**Collegiate:** Four-year letterman...three-year starter...2nd team all-Pac-10 as senior, honorable mention as junior.

**Personal:** Given name William Joseph Jensen...prepped at Mesa (AZ) High...two-year starter in football (DE), baseball (P)...all-conference in football...public administration major.

**BURTON LAWLESS** G 6-4 256 **Florida**  
**Joined Bears: 1982, FA** **Born: 11/1/53, Dothan, AL**

**Professional:** Signed with Bears as free agent 4/27/82...waived by Miami Dolphins 12/13/81 after four weeks on active roster...waived by Detroit Lions in '81 preseason...started five games and played in nine for Lions in 1980...waived by Dolphins in '80 preseason...was traded to Dolphins from Dallas Cowboys 8/19/80 for a draft choice...second round draft choice of Cowboys in 1975...played in 73 of 74 games, mostly as a play messenger...returned one kickoff for ten yards in '78...played in three Super Bowls.

**Collegiate:** All America...began collegiate career at tight end.

**Personal:** Given name Richard Burton Lawless...married (Sarah)...owns a ranch in Groesbeck, Texas.

**DUPRE MARSHALL** DT 6-3 250 **California**  
**Joined Bears: 1982, W-49ers** **Born: 12/2/58, San Francisco, CA**

**Professional:** Awarded to Bears via procedural waivers from San Francisco 3/16/82...signed with 49ers as free agent 2/18/82...waived by 49ers 8/18/81...originally signed with 49ers as free agent 5/8/81.

**Collegiate:** Four-year letterman...most improved defensive lineman junior year...three-year starter.

**Personal:** Given name Dupre Damian Marshall...all-America at San Francisco Lincoln High...has degree in psychology.

**JIM McMAHON** QB 6-0½ 187 **Brigham Young**  
**Joined Bears: 1982, D-1** **Born: 8/21/59, Jersey City, NJ**

**Professional:** 5th player in the draft, 2nd quarterback.

**Collegiate:** Consensus all-America...set 56 NCAA Division I passing, total offense records...eclipsed Danny White's NCAA career passing efficiency mark of 148.9 with 156.9 standard...redshirted in '79...BYU 22-3 in 1980-81, two WAC titles and first bowl victory.

**Personal:** Given name James Robert McMahon...married (Nancy)...all-Intermountain at Roy (UT) High...three-sport letterman.

### McMahon's Collegiate Stats

Passing	Att.	Comp.	Yards	TDs	Int.	Comp. %
1981	423	272	3555	34	7	64.3
1980	445	284	4571	47	18	63.8
1979	..... redshirted .....					
1978	176	87	1307	6	8	49.4
1977	16	10	103	1	1	62.5
Career	1060	653	9536	84	34	61.6

### ERIC ROUSE

WR 6-0 194

Illinois

Joined Bears: 1982, FA

Born: 10/26/57, Chicago, IL

**Professional:** Signed with Bears as free agent 4/14/82...played with Chicago Fire of American Football Association in 1981...waived by Cleveland Browns in '80 preseason...signed with Browns as free agent 6/15/80...waived by St. Louis Cardinals 10/11/79...on Cardinals injured reserve list 8/14/79-10/10/79...signed with Cardinals as free agent 6/14/79.

**Collegiate:** Honorable mention all-Big Ten...three-year letterman in football...11 receptions, 172 yards; four kickoff returns, 45 yards as senior...20 receptions, 326 yards 4 TDs as junior...one-year letterman in track (440, mile relay).

**Personal:** Given name Eric Jon Rouse...all-America in track at Chicago Mendel High...active in Volunteer for Youth program...teacher...plays clarinet...hobbies include music, jogging.

### TODD SHEETS

WR 6-0 183

Northwestern

Joined Bears: 1981, FA

Born: 7/22/57, South Bend, IN

**Professional:** Placed on injured reserve 8/10/81...suffered right knee injury in mini-camp and had anterior cruciate tear surgery 6/16/81...signed with Bears as free agent 5/8/81.

**Collegiate:** Co-captain and MVP...two-year 2nd team all-Big Ten...four-year letterman...tied a Big Ten single game record with 11 receptions for 226 yards against Purdue in '80...2nd leading receiver in NU history behind Scott Yelvington...redshirted with knee injury in '78.


**Personal:** Given name Todd Allen Sheets...National Honor Society at Nepanee (IN) Northwest High...health/physical education major.

### Sheets' Collegiate Stats

Receptions	No.	Yards	Avg.	TD
1980	33	570	17.3	4
1979	43	614	14.3	2
1977	8	199	24.9	1
1976	8	132	16.5	1
Career	92	1515	16.5	8



SHEETS



**SHOATE****TABRON****TURNER****ROD SHOATE****LB 6-1 215****Oklahoma****Joined Bears: 1982, T-Patriots****Born: 4/26/53, Spiro, OK**

**Professional:** Acquired by Bears via trade from New England Patriots 4/28/82 for 1983 fifth round draft choice...starting right outside linebacker for Patriots 1978-81...second round draft choice of Patriots in 1975.

**Collegiate:** Three-year all-America.

**Personal:** Given name Roderick (NMI) Shoate...married (Deborah)...hobbies include horseback riding, skeet shooting, community involvement projects...second youngest in family of ten...prepped at Spiro (OK) High.

**Shoate's Pro Stats**

	No.	Yds.	TD	Tkls/ Solo	Fum. Rec.	Pass Def.	Force Fum.	Sack -Yds.	Gms.
1981 Patriots	1	0	0	119/67	2	3	0	2	16
1980 Patriots	3	50	1	103/71	1	4	1	6	16
1979 Patriots	1	0	0	50/46	1	4	0	4	14
1978 Patriots	0	0	0	48	3	0	0	5	16
1977 Patriots	0	0	0	—	—	—	—	—	14
1976	..... injured reserve .....								
1975 Patriots	0	0	0	—	—	—	—	—	4
Career	5	50	1	—	—	—	—	—	80

**DENNIS TABRON****DB 5-9 182****Duke****Joined Bears: 1982, D-5b****Born: 3/19/60, Bunn, NC**

**Professional:** 138th player in the draft.

**Collegiate:** Honorable mention all-America, all-Atlantic Coast Conference...played in Hula Bowl, Japan Bowl, Blue-Gray Game...two-year co-captain...SI player of week in '80 for 3 interceptions against Clemson...two-year stats show 170 tackles; 8 interceptions, 1 TD; also scored TD on blocked punt.

**Personal:** Given name Dennis Ray Tabron...four-year letterman in football and baseball at Bunn (NC) High...three-year football captain, one-year baseball captain...all-America in football, all-state in baseball.

**JOE TURNER****DB 6-0 204****Southern Cal****Joined Bears: 1982, D-10****Born: 12/31/59, Brooklyn, NY**

**Professional:** 261st player in the draft.

**Collegiate:** Played in Japan Bowl...two-year stats show 65 tackles; 5 pass deflections; 1 fumble recovery...honorable mention all-Western States Conference at Ventura Junior College in '79: 53 tackles; one interception; two blocked punts, 2 TDs.

**Personal:** Given name Joseph (NMI) Turner...quarterback at Compton (CA) Dominquez High...public administration major.



**TED VINCENT** DL 6-4 265 **Wichita State**  
**Joined Bears: 1982, FA** **Born: 8/10/56, O'Fallon, MO**

**Professional:** Signed with Bears as free agent 4/30/82...waived by Tampa Bay Buccaneers during the 1981 preseason...acquired by Bucs via trade from San Francisco 49ers 5/1/81 for a draft choice...had 25 starts in 28 games for 49ers 1979-80...waived after playing 16 games for Cincinnati Bengals in 1978...Bengals '78 third round draft choice.

**Collegiate:** Four-year letterman...all-conference offensive tackle in '75...two-year all-conference defensive lineman 1976-77.

**Personal:** Given name Ted (NMI) Vincent...all-America at St. Charles (MO) Fort Zumwalt High.

**HENRY WAECHTER** DT 6-5½ 270 **Nebraska**  
**Joined Bears: 1982, D-7** **Born: 2/13/59, Dubuque, IA**

**Professional:** 177th player in the draft.

**Collegiate:** Two-year stats show 119 total tackles, 77 solo...coaches' defensive player of the game in 31-7 defeat of Iowa State with 5 solo tackles and interception to set up TD...redshirted in '79...all-America at Waldorf Junior College.

**Personal:** Given name Henry (NMI) Waechter...all-conference defensive tackle-tight end at Western Dubuque (IA) High...business education major.

**TIM WRIGHTMAN** TE 6-2½ 237 **UCLA**  
**Joined Bears: 1982, D-3** **Born: 3/27/60, Harbor City, CA**

**Professional:** 62nd player in the draft, 2nd tight end.

**Collegiate:** Second all-time leading receiver in Bruin history with 71 receptions for 933 yards, 10 TDs...consensus all-America...three-year starter.

**Personal:** Given name Timothy John Wrightman...all-America at San Pedro Mary Star of the Sea High...four-year letterman in football...one-year letterman in baseball...hobbies include hunting, fishing, photography...history major.

**RICKY YOUNG** LB 5-11 218 **Oklahoma State**  
**Joined Bears: 1982, D-12** **Born: 9/1/60, Chicago Heights, IL**

**Professional:** 317th player in the draft.

**Collegiate:** Second team all-America...three-year all-conference...1980 Big Eight defensive player of the year...career stats show 461 total tackles, 125 solo; 2 sacks for 16 yards; 7 pass deflections; 2 interceptions for 25 yards; 10 forced fumbles; 6 fumble recoveries.



**Personal:** Given name Ricky (NMI) Young...all-district, two-year captain at Chicago Heights (IL) Bloom Trail High...management major.

VINCENT

WAECHTER

WRIGHTMAN

YOUNG



## FREE AGENT CAPSULES

The following is a compilation of biographical highlights on free agents. Vitals on them may be found in the newcomer roster on page 73.

**RB Mark Bornholdt**, Ball State...signed with Bears as free agent 5/7/82...honorable mention Sporting News all-America, 1979...four-year letterman...tied Mid-America Conference record for touchdowns, season (19)...tied school record for touchdowns, season (19)...set school record for touchdowns, career (31)...prepped at Chicago Mount Carmel High...hobbies include golf... elementary education major.

**WR Fred Brockington**, Michigan...signed with Bears as free agent 5/7/82...two-year letterman...transferred from UCLA...all-state at Detroit Lafayette Evans High...education major.

**DT Bill Huskisson**, Western Illinois...signed with Bears as free agent 5/7/82...played with Chicago Fire of American Football Association in 1981...AP Kodak all-America...four-year letterman... football, wrestling coach at alma mater Hinsdale Central...hobbies include backpacking... BS degree in education.

**LB Bret Hyble**, Central Michigan...signed with Bears as free agent 5/14/82...two-year all-academic Mid-America Conference...three-year letterman...career stats show 218 tackles, 57 solo; 3 pass deflections; one interception, 8 yards; two punt returns, 9 yards...captain of football and track teams at Berkley (MI) High...BA degree in marketing.

**TE Dean Masztak**, Notre Dame...signed with Bears as free agent 5/7/82...four-year letterman...played in 1979 Colton Bowl, 1981 Sugar Bowl...married (Mary)...prepped at Toledo Central Catholic High...hobbies include reading military history; sailing, basketball, softball...BBA degree in finance.

**DE Jeff Orlando**, Cal Lutheran...signed with Bears as free agent 5/7/82...NAIA all-America...began his collegiate career at Glendale Junior College...prepped at Burbank (CA) Burroughs High...hobbies include racquetball...BS degree in marketing.

**WR Terry Porter**, Montclair State...signed with Bears as free agent 5/14/82...Division II Kodak all-America...most valuable offensive player...four-year letterman...set school records for receptions, season (62); receiving touchdowns, season (7); receiving touchdowns, career (14)...two-year letterman in baseball...prepped at Mahwah (NJ) High...working on MBA degree at Montclair State...has BS degree in commercial recreation.

**RB Dennis Runck**, Dartmouth...signed with Bears as free agent 5/7/82...two-year letterman...married (Lori)...prepped at Mankato (MN) High...BS degree in biology.

**P Jim Schletzer**, Lee-McRae JC...signed with Bears as free agent 5/7/82...waived by St. Louis Cardinals in '81 preseason...one-year letterman...prepped at Chatham (NJ) High...hobbies include drums...business major.

**C-G Mark Stevenson**, Western Illinois...signed with Bears as free agent 5/7/82...played with Chicago Fire of American Football Association in 1981...had tryout with Seattle Seahawks in '79...All-Conference...two-year letterman...began his collegiate career at Missouri...married (Debra)...prepped at Rock Island (IL) High...hobbies include hunting, fishing...business major.

**K Steve Veith**, Wisconsin...signed with Bears as free agent 5/7/82...three-year letterman...prepped at Sun Prairie (WI) High...BA degree in economics.

# Final 1981 Statistics

## TEAM STATISTICS

	BEARS	OPPONENTS
TOTAL FIRST DOWNS	278	290
Rushing	126	120
Passing	126	144
Penalty	26	26
Third Down: Made/Att.	95/268	73/233
Third Down Efficiency	.354	.313
TOTAL NET YARDS	4633	5394
Avg. Per Game	289.6	337.1
Total Plays	1134	1076
Avg. Per Play	4.1	5.0
NET YARDS RUSHING	2171	2146
Avg. Per Game	135.7	134.1
Total Rushes	608	521
NET YARDS PASSING	2462	3248
Avg. Per Game	153.9	203.0
Tackled/Yards Lost	35/266	31/279
Gross Yards	2728	3527
Attempts/Completions	489/222	525/233
Pct. of Completions	45.4	44.4
Had Intercepted	23	18
PUNTS/AVERAGE	114/39.7	98/40.7
NET PUNTING AVERAGE	33.3	33.3
PENALTIES/YARDS	121/996	119/947
FUMBLES/BALL LOST	37/17	33/22
TOUCHDOWNS	31	39
Rushing	13	13
Passing	14	23
Returns	4	3
TOTAL POINTS	253	324

## SCORING

PLAYER	TDR	TDP	TDRT	PAT	FG	S	TP
Roveto	0	0	0	19-20	10-18	0	49
Payton	6	2	0	0-0	0-0	0	48
Suhey	3	0	0	0-0	0-0	0	18
Evans	3	0	0	0-0	0-0	0	18
Baschnagel	0	3	0	0-0	0-0	0	18
Watts	0	3	0	0-0	0-0	0	18
Anderson	0	2	0	0-0	0-0	0	12
D. Williams	0	2	0	0-0	0-0	0	12
Thomas	0	0	0	2-3	2-3	0	8
Nielsen	0	0	0	8-8	0-2	0	8
Earl	0	1	0	0-0	0-0	0	6
Bell	0	0	1	0-0	0-0	0	6
J. Fisher	0	0	1	0-0	0-0	0	6
Margerum	0	1	0	0-0	0-0	0	6
Harper	1	0	0	0-0	0-0	0	6
Fencik	0	0	1	0-0	0-0	0	6
Harris	0	0	1	0-0	0-0	0	6
Plank	0	0	0	0-0	0-0	1	2
BEARS TOTAL	13	14	4	29-31	12-23	1	253
Opp. Total	13	23	3	36-38	17-29	1	324

## RECEIVING

PLAYER	NO.	YDS.	AVG.	LG	TD
Margerum	39	584	15.0	41	1
Baschnagel	34	554	16.3	72	3
Watts	27	465	17.2	42	3
Payton	41	379	9.2	30	2
Anderson	9	243	27.0	85	2
Suhey	33	168	5.1	15	0
D. Williams	18	126	7.0	14	2
Earl	10	118	11.8	24	1
B. Williams	3	32	10.7	16	0
Cobb	2	20	10.0	11	0
Harris	1	18	18.0	18	0
Harper	2	10	5.0	8	0
Zanders	1	7	7.0	7	0
McClendon	2	4	2.0	4	0
BEARS TOTAL	222	2728	12.3	85	14
Opp. Total	233	3527	15.1	94	23

## RUSHING

PLAYER	NO.	YDS.	AVG.	LG	TD
Payton	339	1222	3.6	39	6
Suhey	150	521	3.5	26	3
Evans	43	218	5.1	25	3
Harper	34	106	3.1	11	1
McClendon	30	74	2.5	17	0
D. Williams	2	19	9.5	14	0
Margerum	1	11	11.0	11	0
Baschnagel	1	10	10.0	10	0
Phipps	1	0	0.0	0	0
Avellini	3	-1	-0.3	0	0
Neal	1	-6	-6.0	-6	0
Parsons	1	-6	-6.0	-6	0
BEARS TOTAL	608	2171	3.6	39	13
Opp. Total	521	2146	4.1	59	13

## PUNT RETURNS

PLAYER	NO.	FC	YDS	AVG.	LG	TD
J. Fisher	43	20	509	11.8	88	1
Walterscheid	1	0	6	6.0	6	0
Plank	1	1	3	3.0	3	0
Baschnagel	0	3	0	0.0	0	0
BEARS TOTAL	45	24	518	11.5	88	1
Opp. Total	66	12	594	9.0	55	1

## PLACE KICKING

FIELD GOALS	1-19	20-29	30-39	40-49	50+	TOTAL
Roveto	0-1	6-7	2-3	2-7	0-0	10-18
Thomas	0-0	1-2	1-1	0-0	0-0	2-3
Nielsen	0-0	0-1	0-1	0-0	0-0	0-2
BEARS TOTAL	0-1	7-10	3-5	2-7	0-0	12-23
Opp. Total	1-1	3-5	6-8	6-11	1-4	17-29
FGs Made & Missed:	Thomas (25) (37,24) Nielsen (30) (1) (26) Roveto (1) (22) (47,31,18,26) (40) (24,42b,23,22) (36) (1) (43,49,49) (34,28) (29) (40)					

## INTERCEPTIONS

PLAYER	NO.	YDS.	AVG.	LG	TD	PLAYER	NO.	YDS.	AVG.	LG	TD
Fencil	6	121	20.2	69	1	D. Williams	23	486	21.1	42	0
Henderson	4	84	21.0	39	0	Moorehead	23	476	20.7	56	0
Schmidt	2	4	2.0	4	0	Baschnagel	2	34	17.0	23	0
J. Fisher	2	3	1.5	3	0	J. Fisher	6	96	16.0	23	0
Bell	1	92	92.0	92	1	Frazier	6	77	12.8	15	0
Harris	1	44	44.0	44	1	B. Williams	1	35	35.0	35	0
Walterscheid	1	0	0.0	0	0	B. Fisher	2	15	7.5	9	0
Singletary	1	-3	-3.0	-3	0	Anderson	1	-5	-5.0	-5	0
BEARS TOTAL	18	345	19.2	92	3	BEARS TOTAL	64	1214	19.0	56	0
Opp. Total	23	385	16.7	50	2	Opp. Total	44	937	21.3	47	0

## KICKOFF RETURNS

## SCORE BY PERIODS

TEAMS	1	2	3	4	OT	TOTAL
BEARS	41	71	55	80	6	253
Opp. Total	83	83	63	95	0	324

## PUNTING

PLAYER	NO.	YDS.	AVG.	TB	IN	20	LG	BLK.
Parsons	114	4531	39.7	7	31	55	0	0
BEARS TOTAL	114	4531	39.7	7	31	55	0	0
Opp. Total	98	3985	40.7	10	15	67	0	0

## PASSING

PLAYER	ATT.	COMP.	YARDS	PCT.	AVG./ATT.	TD	PCT.	TD	INT.	PCT.	INT.	LG	LOST/ATT.	RATING
Evars	436	195	2354	44.7	5.40	11	2.5	20	4.6	85	23/173	51.0		
Phipps	17	11	171	64.7	10.06	2	11.8	0	0.0	43	5/41	136.7		
Avellini	32	15	185	46.9	5.78	1	3.1	3	9.4	72	7/52	36.4		
Baschnagel	1	1	18	100.0	18.00	0	0.0	0	0.0	0	0/0	18	0/0	118.8
Payton	2	0	0	0.0	0.00	0	0.0	0	0.0	0	0/0	0	0/0	39.6
Parsons	1	0	0	0.0	0.00	0	0.0	0	0.0	0	0/0	0	0/0	39.6
BEARS TOTAL	469	222	2728	45.4	5.82	14	3.0	23	4.9	85	35/266	53.6		
Opp. Total	525	233	3527	44.4	6.72	23	4.4	18	3.4	91	31/279	67.6		

## UNOFFICIAL DEFENSIVE STATISTICS

PLAYER	TOTAL	SOLO	ASST.	FUM. REC.	PASS DEF.	FORCE FUM.	BLK. KICK	SACK-YARDS
Fencil	135	112	23	1	17	2	0	1/9
Wilson	81	65	16	3	3	2	1	0/0
Campbell	77	47	30	1	2	0	0	0/0
Singletary	72	60	12	0	4	1	0	0/0
Hampton	68	56	12	0	4	1	0	9/77
Plank	67	51	16	4	11	0	0	3/24
Harris	61	47	14	3	5	1	0	2/17
Page	61	49	12	1	4	0	3	9/84
Henderson	58	52	6	1	19	0	0	0/0
Kunz	57	42	15	0	2	0	0	0/0
Osborne	47	42	5	2	3	1	0	0/0
Walterscheid	40	31	9	2	1	1	0	4/41
Schmidt	39	34	5	0	24	1	0	1/15
Hartenstine	34	29	5	1	2	2	0	2/12
Cabral	33	27	6	0	2	1	0	0/0
Bell	32	22	10	1	5	2	0	0/0
J. Fisher	21	18	3	1	3	1	0	0/0
Herron	17	14	3	1	3	0	0	0/0
Shearer	5	3	2	0	0	0	0	0/0
Frazier	2	2	0	0	0	0	0	0/0
McMichael	1	1	0	1	1	0	0	0/0

# 1981 AT A GLANCE

## GAME ONE @ Chicago Packers 16, Bears 9

9/6/81; Tix Dist. 64,410; Actual 62,411

GREEN BAY ..... 7 6 0 3 — 16  
CHICAGO ..... 0 0 6 3 — 9

PACKERS — Eddie Lee Ivery 2-yd run (Rich Wingo 2-yd pass from Ray Stachowicz) 3:59 elapsed, 7 plays/72 yards. PACKERS — Gerry Ellis 5-yd run (kick blocked) 14:55 elapsed, 6 plays/72 yards. BEARS — Walter Payton 11-yd run (kick failed) 6:56 elapsed, 8 plays/39 yards. PACKERS — Jan Stenerud 33-yd FG 0:04 elapsed, 11 plays/63 yards. BEARS — Bob Thomas 25-yd FG 11:03 elapsed, 10 plays/55 yards.

Team Statistics	Packers	Bears
First Downs	20	20
Total Net Yards	346	306
Rushes/Net Yards	46/193	30/145
Net Passing	153	161
Pass Attempts/Completions	23/10	35/17
Had Intercepted	1	0
Punts/Average	6/42.0	6/44.0
Return Yardage	74	166
Penalties/Yards	6/52	10/72
Fumbles/Lost	2/2	6/4
Possession Time	32:36	27:24

### RUSHING

BEARS — Payton 19-81; Matt Suhey 5-47; Roland Harper 3-9; Dave Williams 1-4; Vince Evans 2-4.

PACKERS — Ellis 17-94; Ivery 14-72; Terdel Middleton 6-26; Aundra Thompson 1-2; Lynn Dickey 3-2; Steve Atkins 5-3.

### RECEIVING

BEARS — Brian Baschnagel 4-67; Rickey Watts 2-35; Walter Payton 4-29; Dave Williams 2-19; Matt Suhey 4-19; Ken Margerum 1-16.

PACKERS — James Lofton 5-84; Paul Coffman 1-27; Aundra Thompson 1-25; Fred Nixon 1-19; Ivery 2-10.

### PASSING

BEARS — Evans 17 of 35 for 185, 0 TD, 0 int.  
PACKERS — Dickey 10 of 23 for 165, 0 TD, 1 int.

### INTERCEPTIONS

BEARS — Reuben Henderson 1 for 22.  
PACKERS — None.

### SACKS

BEARS — Alan Page 1 for 6; Dan Hampton 1 for 6.  
PACKERS — Casey Merrill 1 for 11; Mike Butler 1 for 8; Mike Douglass 1 for 5.

The Packers recovered their fourth Bear fumble on their own 1 yardline with 23 seconds to play and stopped the Bears 16-9 at Soldier Field in the NFL opener for both teams. Chicago took over for its final drive with 3:09 left on its own 46 down by 7. They used 11 plays to get to the Packer 2 setting up Matt Suhey's plunge over LT. Officials ruled Suhey lost possession before crossing the goalline.

## GAME TWO @ San Francisco 49ers 28, Bears 17

9/13/81; Tix Dist. 53,706; Actual 49,520

CHICAGO ..... 0 10 7 0 — 17  
SAN FRANCISCO ..... 7 7 7 7 — 28

49ERS — Ricky Patton 31-yd pass from Joe Montana (Matt Bahr kick) 9:37 elapsed, 6 plays/70 yards. 49ERS — Freddie Solomon 46-yd pass from Montana (Bahr kick) 3:08 elapsed, 1 play/46 yards. BEARS — Walter Payton 2-yd run (Bob Thomas kick) 8:33 elapsed, 2 plays/4 yards. BEARS — Thomas 37-yd FG 14:28 elapsed, 7 plays/30 yards. BEARS — Robin Earl 12-yd pass from Vince Evans 3:24 elapsed, 10 plays/68 yards. 49ERS — Charle Young 5-yd pass from Montana (Bahr kick) 9:19 elapsed, 2 plays/33 yards. 49ERS — Patton 12-yd run (Bahr kick) 13:35 elapsed, 8 plays/50 yards.

Team Statistics	49ers	Bears
First Downs	20	18
Total Net Yards	412	339
Rushes/Net Yards	32/125	36/123
Net Passing	287	216
Pass Attempts/Completions	32/20	33/19
Had Intercepted	0	1
Punts/Average	5/38.0	6/41.5
Return Yardage	110	110
Penalties/Yards	3/25	4/16
Fumbles/Lost	2/2	2/2
Possession Time	34:44	25:16

### RUSHING

BEARS — Payton 27-97; Matt Suhey 6-25; Evans 2-7; Dan Neal 1-6.

49ERS — Patton 14-67; Earl Cooper 14-56; Walt Easley 3-5; Solomon 1-3.

### RECEIVING

BEARS — Rickey Watts 5-74; Earl 4-48; Brian Baschnagel 2-41; Dave Williams 4-25; Ken Margerum 1-17; Payton 3-11.

49ERS — Solomon 5-113; Dwight Clark 6-81; Patton 2-34; Cooper 4-28; Young 2-19; Lenvil Elliott 1-12.

### PASSING

BEARS — Evans 19 of 33 for 216, 1 TD, 1 int.  
49ERS — Montana 20 of 32 for 287, 3 TD, 0 int.



### RECEIVING

BEARS — Payton 7-111; Suhey 4-38; Williams 3-15; Harper 1-8; Brian Baschnagel 1-3.

RAMS — Billy Waddy 2-56; Dennard 3-47; Tyler 4-43; Willie Miller 2-37; Henry Childs 1-19; Bryant 1-8.

### PASSING

BEARS — Vince Evans 1 of 8 for 3, 0 TD; 0 int.; Avellini 8 of 14 for 64, 0 TD, 1 int.; Phipps 7 of 12 for 108, 1 TD, 0 int.

### INTERCEPTIONS

BEARS — None.

RAMS — Joe Harris 1 for 6.

### SACKS

BEARS — Len Walterscheid 1 for 15.

RAMS — Jack Youngblood 3 for 29; Mike Fanning 1 for 6; Larry Brooks 1 for 3; Pat Thomas 1 for 2.

The Rams defense sacked three Bear quarterbacks six times and limited Chicago to 223 yards offense in scoring a 24-7 Monday night win at Soldier Field. It was 24-0 before David Williams caught Mike Phipps' 14-yard pass for the lone Bear TD. Starter Vince Evans was 1 of 8 for 3 yards when he was injured on the last Chicago play of the 1st quarter. LeRoy Irvin's 55-yard punt return for 6 gave LA a 17-0 lead after the Rams had marched 71 and 89 yards to their first 10 points.

## GAME FIVE @ Minnesota

### Vikings 24, Bears 21

10/4/81; Tix Dist. 48,446; Actual 43,827

CHICAGO ..... 0 7 7 7 — 21

MINNESOTA ..... 10 7 7 0 — 24

VIKINGS — Ted Brown 8-yd run (Rick Danmeier kick) 4:27 elapsed, 8 plays/69 yards. VIKINGS — Danmeier 43-yd FG 9:18 elapsed, 9 plays/65 yards.

VIKINGS — Ahmad Rashad 15-yd pass from Tommy Kramer (Danmeier kick) 12:15 elapsed, 1 play/15 yards. BEARS — Brian Baschnagel 16-yd pass from Vince Evans (Hans Nielsen kick) 13:38 elapsed, 5 plays/51 yards. BEARS — Evans 4-yd run (Nielsen kick) 6:02 elapsed, 8 plays/53 yards.

VIKINGS — Joe Senser 11-yd pass from Kramer (Danmeier kick) 13:11 elapsed, 12 plays/70 yards.

BEARS — Baschnagel 7-yd pass from Evans (Nielsen kick) 2:32 elapsed, 11 plays/80 yards.

### Team Statistics

	Vikings	Bears
First Downs	22	24
Total Net Yards	345	396
Rushes/Net Yards	34/134	31/89
Net Passing	211	307
Pass Attempts/Completions	38/20	43/26
Had Intercepted	1	1
Punts/Average	9/40.8	8/39.8
Return Yardage	142	136

Penalties/Yards ..... 7/48 8/60

Fumbles/Lost ..... 1/0 1/1

Possession Time ..... 32:00 28:00

### RUSHING

BEARS — Walter Payton 20-49; Evans 5-23; Matt Suhey 6-17.

VIKINGS — Brown 24-97; Rickey Young 7-32; Tony Galbreath 3-5.

### RECEIVING

BEARS — Ken Margerum 10-140; Baschnagel 6-69; Payton 2-33; Dave Williams 4-21; Marcus Anderson 1-19; Robin Earl 1-9; Suhey 1-9; Emanuel Zanders 1-7.

VIKINGS — Rashad 4-60; Young 5-60; Sammy White 5-44; Senser 2-30; Brown 4-29.

### PASSING

BEARS — Evans 26 of 43 for 307, 2 TD, 1 int.

VIKINGS — Kramer 20 of 38 for 223, 2 TD, 1 int.

### INTERCEPTIONS

BEARS — Gary Fencik 1 for 0.

VIKINGS — Tom Hannon 1 for 28.

### SACKS

BEARS — Dan Hampton 1 for 12.

VIKINGS — None.

The Bears missed a chance for an overtime victory when Hans Nielsen's 26-yard FG attempt with one second left missed giving the Vikings a 24-21 win in Metropolitan Stadium. Chicago had closed to the final 3-point margin after trailing 17-0. After missing practice all week with a shoulder bruise, QB Vince Evans accounted for all 3 TDs. Starting in place of the injured Rickey Watts, rookie Ken Margerum caught 10 for 140.

## GAME SIX @ Chicago

### Redskins 24, Bears 7

10/11/81; Tix Dist. 64,410; Actual 57,683

WASHINGTON ..... 10 7 0 7 — 24

CHICAGO ..... 0 0 0 7 — 7

REDSKINS — Mark Moseley 38-yd FG 13:33 elapsed, 3 plays/3 yards. REDSKINS — Neal Olkewicz 10-yd interception return (Moseley kick) 13:57 elapsed. REDSKINS — John Riggins 1-yd run (Moseley kick) 14:35 elapsed, 2 plays/1 yard. REDSKINS — Riggins 2-yard run (Moseley kick) 10:15 elapsed, 14 plays/69 yards. BEARS — Marcus Anderson 43-yd pass from Mike Phipps (John Roveto kick) 13:23 elapsed, 7 plays/62 yards.

### Team Statistics

	Redskins	Bears
First Downs	16	13
Total Net Yards	301	204
Rushes/Net Yards	47/227	18/51
Net Passing	74	153
Pass Attempts/Completions	25/12	41/11
Had Intercepted	1	4
Punts/Average	8/34.4	10/40.2

Return Yardage .....	182	121
Penalties/Yards .....	9/62	7/48
Fumbles/Lost .....	0/0	1/0
Possession Time .....	35:18	24:42

#### RUSHING

**BEARS** — Matt Suhay 9-25; Dave Williams 1-15; Willie McClendon 2-5; Walter Payton 5-5; Vince Evans 1-1.

**REDSKINS** — Riggins 23-126; Joe Washington 21-88; Otis Wonsley 2-11; Joe Theismann 1-2.

#### RECEIVING

**BEARS** — Brian Baschnagel 4-72; Ken Margerum 3-50; Anderson 2-48; Williams 1-9; McClendon 1-4.

**REDSKINS** — Rich Caster 2-30; Art Monk 2-30; Don Warren 2-8; Terry Metcalf 1-7; Washington 3-5; Rick Walker 2-3.

#### PASSING

**BEARS** — Evans 8 of 37 for 131, 0 TD, 4 int.; Phipps 3 of 4 for 52 yards, 1 TD, 0 int.

**REDSKINS** — Theismann 12 of 25 for 83, 0 TD, 1 int.

#### INTERCEPTIONS

**BEARS** — Fencik 1 for 0

**REDSKINS** — Mark Murphy 1 for 29; Dave Butz 1 for 26; Joe Lavender 1 for 12; Olkewicz 1 for 10.

#### SACKS

**BEARS** — Jim Osborne 1 for 9.

**REDSKINS** — Karl Lorch 2 for 14; Jeris White 1 for 10; Perry Brooks 1 for 6.

Two of four Bear interceptions cost Chicago 14 points as the Washington Redskins hung a 24-7 defeat on the Chicagoans at Soldier Field. The Bears got their only TD with 1:37 left when reserve QB Mike Phipps found rookie WR Marcus Anderson for 43 yards. It was Anderson's first NFL TD. Phipps replaced starter Vince Evans, who suffered through the worst afternoon of his Bear career. After not practicing all week (knee), Walter Payton was held to 5 yards on his 5 carries. LB Neal Olkewicz scored the first 'Skin TD on a 10-yard return. DT Dave Butz set up the second to the one-yard line with a 26-yard return.

### GAME SEVEN @ Detroit

#### Lions 48, Bears 17

10/19/81; Tix Dist. 74,137; Actual 71,273						
CHICAGO .....	7	7	0	3	—	17
DETROIT .....	10	17	7	14	—	48

**LIONS** — Eric Hipple 1-yd run (Ed Murray kick) 4:08 elapsed, 9 plays/79 yards. **BEARS** — Marcus Anderson 85-yd pass from Vince Evans (John Roveto kick) 8:55 elapsed, 3 plays/90 yards. **LIONS** — Murray 49-yd FG 13:45 elapsed. **LIONS** — Hipple

4-yd run (Murray kick) 1:40 elapsed, 2 plays/6 yards. **BEARS** — Walter Payton 1-yd run (Roveto kick) 5:30 elapsed, 7 plays/73 yards. **LIONS** — Rick Kane 2-yd pass from Hipple (Murray kick) 10:30 elapsed, 11 plays/80 yards. **LIONS** — Murray 53-yd FG 15:00 elapsed, 5 plays/42 yards. **LIONS** — David Hill 10-yd pass from Hipple (Murray kick) 4:24 elapsed, 2 plays/70 yards. **BEARS** — Roveto 22-yd FG 2:16 elapsed, 7 plays/30 yards. **LIONS** — Fred Scott 44-yd pass from Hipple (Murray kick) 2:51 elapsed, 2 plays/65 yards. **LIONS** — Leonard Thompson 94-yd pass from Hipple (Murray kick) 8:54 elapsed, 1 play/94 yards.

Team Statistics	Lions	Bears
First Downs .....	23	24
Total Net Yards .....	485	449
Rushes/Net Yards .....	32/159	37/133
Net Passing .....	326	316
Pass Attempts/Completions .....	25/14	33/20
Had Intercepted .....	0	1
Punts/Average .....	3/43.0	3/47.0
Return Yardage .....	117	94
Penalties/Yards .....	7/47	12/127
Fumbles/Lost .....	1/1	3/3
Possession Time .....	24:25	35:35

#### RUSHING

**BEARS** — Payton 19-89; Matt Suhay 14-45; Evans 2-3; Mike Phipps 1-0; Willie McClendon 1--4.

**LIONS** — Kane 20-101; Leonard Thompson 1-21; Hipple 4-13; Scott 1-9; Vince Thompson 1-8; Dexter Bussey 5-7.

#### RECEIVING

**BEARS** — Anderson 6-176; Baschnagel 3-47; Payton 3-39; Ken Margerum 3-36; Suhay 4-16; Robin Earl 1-12.

**LIONS** — Leonard Thompson 3-118; Scott 3-110; Ulysses Norris 1-31; Hill 3-29; Kane 2-27; Horace King 1-21; Bussey 1-0.

#### PASSING

**BEARS** — Evans 18 of 31 for 298, 1 TD, 1 int.; Bob Avellini 1 of 1 for 17, 0 TD, 0 int.; Phipps 1 of 1 for 11, 0 TD, 0 int.

**LIONS** — Hipple 14 of 25 for 336, 4 TD, 0 int.

#### INTERCEPTIONS

**BEARS** — None.

**LIONS** — Stan White 1 for 16.

#### SACKS

**BEARS** — Alan Page 1 for 10.

**LIONS** — Dave Pureifory 1 for 10.

Eric Hipple threw touchdown passes on three consecutive throws in leading the Detroit Lions to a 48-17 Monday night victory over the Bears in the Silverdome. Down 27-14 at the half, Chicago ran 42 second half plays but could only show three points for their effort. Rookie WR Marcus Anderson caught



6 passes for 176 yards and a TD in his first start before leaving the game early in the third quarter with a rib injury. There were 934 yards of offense gained in the game—449 by the Bears.

## GAME EIGHT @ Chicago

### Bears 20, Chargers 17 ovt.

10/25/81; Tix Dist. 64,410; Actual 52,906  
 SAN DIEGO ..... 0 3 0 14 0 — 17  
 CHICAGO ..... 7 3 0 7 3 — 20  
 BEARS — Matt Suhey 7-yd run (John Roveto kick) 11:18 elapsed, 13 plays/54 yards. CHARGERS — Rolf Benirschke 18-yd FG 1:20 elapsed, 4 plays/28 yards. BEARS — Roveto 31-yd FG 11:39 elapsed, 9 plays/51 yards. CHARGERS — Charlie Joiner 22-yd pass from Dan Fouts (Benirschke kick) 4:45 elapsed, 12 plays/80 yards. BEARS — Walter Payton 2-yd run (Roveto kick) 12:01 elapsed, 13 plays/76 yards. CHARGERS — Wes Chandler 39-yd pass from Fouts (Benirschke kick) 13:20 elapsed, 7 plays/74 yards. BEARS — Roveto 26-yd FG 9:30 elapsed, 7 plays/18 yards.

Team Statistics	Chargers	Bears
First Downs	15	28
Total Net Yards	356	414
Rushes/Net Yards	20/61	61/195
Net Passing	295	219
Pass Attempts/Completions	43/13	39/17
Had Intercepted	2	0
Punts/Average	5/44.0	7/44.1
Return Yardage	144	144
Penalties/Yards	10/64	9/67
Fumbles/Lost	0/0	2/1
Possession Time	20:40	48:50

#### RUSHING

BEARS — Payton 36-107; Suhey 22-64; Vince Evans 3-24.

CHARGERS — James Brook 7-39; Chuck Muncie 12-21; John Cappelletti 1-1.

#### PASSING

BEARS — Evans 17 of 39 for 219, 0 TD, 0 int.  
 CHARGERS — Fouts 13 of 43 for 295, 2 TD, 2 int.

#### RECEIVING

BEARS — Ken Margerum 4-83; Brian Baschnagel 5-80; Payton 3-22; Suhey 3-17; Mike Cobb 1-9; Robin Earl 1-8.

#### INTERCEPTIONS

BEARS — Gary Fencik 1 for 32; Reuben Henderson 1 for 23.

CHARGERS — None.

#### SACKS

BEARS — None.

CHARGERS — None.

Rookie John Roveto's 26-yard field goal 9:30 into overtime knocked off the highly favored San Diego Chargers 20-17 at Soldier Field. The Bears owned a 48:50-20:40 possession time advantage in their first Soldier Field overtime victory and out-gained the Chargers 414-356. Interceptions by CB Reuben Henderson and SS Gary Fencik ended San Diego's two OT possessions. WR Brian Baschnagel (5 for 80) played the game with a broken arm.

## GAME NINE @ Tampa Bay

### Buccaneers 20, Bears 10

11/1/81; Tix Dist. 72,128; Actual 63,688  
 CHICAGO ..... 3 0 0 7 — 10  
 TAMPA BAY ..... 0 10 7 3 — 20  
 BEARS — John Roveto 40-yd FG 7:08 elapsed, 7 plays/39 yards. BUCCANEERS — Bill Capece 46-yd FG 6:53 elapsed, 8 plays/39 yards. BUCCANEERS — Jimmie Giles 81-yd pass from Doug Williams (Capece kick) 11:02 elapsed, 2 plays/80 yards. BUCCANEERS — Kevin House 51-yd pass from Williams (Capece kick) 11:00 elapsed, 6 plays/74 yards. BEARS — Walter Payton 1-yd run (Roveto kick) 3:31 elapsed, 13 plays/80 yards. BUCCANEERS — Capece 30-yd FG 11:20 elapsed, 11 plays/55 yards.

Team Statistics	Buccaneers	Bears
First Downs	15	18
Total Net Yards	392	325
Rushes/Net Yards	37/209	30/92
Net Passing	183	233
Pass Attempts/Completions	21/9	36/21
Had Intercepted	1	2
Punts/Average	4/43.8	5/36.8
Return Yardage	68	142
Penalties/Yards	5/47	5/39
Fumbles/Lost	2/0	3/1
Possession Time	27:15	32:45

#### RUSHING

BEARS — Payton 22-92; Willie McClendon 1-2; Vince Evans 1-0; Matt Suhey 6-2.

BUCCANEERS — Jerry Eckwood 21-110; James Owens 10-68; Williams 3-28; James Wilder 3-3.

#### PASSING

BEARS — Evans 21 of 36 for 239, 0 TD, 2 int.  
 BUCCANEERS — Williams 9 of 21 for 192, 2 TD, 1 int.

#### RECEIVING

BEARS — Ken Margerum 6-78; Rickey Watts 2-65; Brian Baschnagel 3-40; Payton 5-28; Suhey 4-17; Mike Cobb 1-11.

BUCCANEERS — Giles 1-81; House 3-73; Eckwood 3-23; Wilder 1-10; Theo Bell 1-5.

**INTERCEPTIONS**

BEARS — Terry Schmidt 1 for 4.

BUCCANEERS — Mike Washington 1 for 23; Hugh Green 1 for 6.

**SACKS**

BEARS — Dan Hampton 1 for 9.

BUCCANEERS — David Logan 1 for 6.

The Buccaneers made the big plays with a pair of touchdown bombs and dealt the visiting Bears a 20-10 defeat in Tampa Stadium. Doug Williams connected with TE Jimmie Giles for 80 and WR Kevin House for 51 yards for the TB TDs. The Bucs averaged 5.6 yards on their 37 rushing attempts. Walter Payton passed the 9,000-yard marker in lifetime rushing with 92 yards on his 22 attempts.

## GAME TEN @ Kansas City

### Bears 16, Chiefs 13 ovt.

11/8/81; Tix Dist. 67,111; Actual 60,605

CHICAGO ..... 7 3 0 3 3 — 16

KANSAS CITY ..... 3 3 0 7 0 — 13

BEARS — Rickey Watts 12-yd pass from Vince Evans (John Roveto kick) 1:17 elapsed, 3 plays/7 yards. CHIEFS — Nick Lowery 34-yd FG 6:32 elapsed, 10 plays/60 yards. BEARS — Roveto 24-yd FG 7:54 elapsed, 5 plays/8 yards. CHIEFS — Lowery 33-yd FG 15:00 elapsed, 3 plays/8 yards. BEARS — Roveto 23-yd FG 2:13 elapsed, 15 plays/67 yards. CHIEFS — Henry Marshall 18-yd pass from Steve Fuller (Lowery kick) 14:16 elapsed, 10 plays/55 yards. BEARS — Roveto 22-yd FG 13:07 elapsed, 12 plays/59 yards.

Team Statistics	Chiefs	Bears
First Downs .....	18	15
Total Net Yards .....	249	278
Rushes/Net Yards .....	39/165	61/201
Net Passing .....	84	77
Pass Attempts/Completions .....	34/12	30/7
Had Intercepted .....	1	0
Punts/Average .....	6/38.8	9/37.0
Return Yardage .....	164	139
Penalties/Yards .....	5/50	10/52
Fumbles/Lost .....	5/5	2/0
Possession Time .....	30:45	42:22

**RUSHING**

BEARS — Walter Payton 21-70; Willie McClendon 17-63; Matt Suhey 18-58; Evans 5-10.

CHIEFS — Billy Jackson 14-56; Joe Delaney 13-38; Henry Marshall 1-31; Bill Kenney 2-24; James Hadnot 6-18; Fuller 3-2.

**PASSING**

BEARS — Evans 7 of 30 for 77, 1 TD, 0 int.

CHIEFS — Fuller 7 of 20 for 88, 1 TD, 1 int.; Kenney 5 of 14 for 25, 0 TD, 0 int.

**RECEIVING**

BEARS — Ken Margerum 4-48; Rickey Watts 2-20; Payton 1-9.

CHIEFS — Marshall 4-48; Stan Rome 2-23; Smith 3-22; Bledsoe 1-17; Hadnot 1-5; Delaney 1-2.

**INTERCEPTIONS**

BEARS — Terry Schmidt 1 for 0.

CHIEFS — None.

**SACKS**

BEARS — Alan Page 2 for 17; Dan Hampton 1 for 9; Mike Hartenstein 1 for 3.

CHIEFS — None.

John Roveto's 22-yard FG 13:07 into sudden death overtime gave Chicago a 16-13 victory Sunday in the wind and rain at Kansas City. The winners ground out 201 rushing yards against the number one rushing defense in the AFC. Walter Payton (70), Willie McClendon (63), and Matt Suhey (58) combined for 191 of the yards. But the day belonged to the Bear defense limiting the Chiefs to 249 yards, and recovering five KC fumbles to go with Terry Schmidt's interception. DE Al Harris had 11 tackles, MLB Mike Singletary had 10, and LB Brian Cabral made 9 solos in his first start.

## GAME ELEVEN @ Green Bay

### Packers 21, Bears 17

11/15/81; Tix Dist. 56,187; Actual 55,338

CHICAGO ..... 10 0 0 7 — 17

GREEN BAY ..... 7 14 0 0 — 21

BEARS — John Roveto 36-yd FG 8:08 elapsed, 6 plays/26 yards. PACKERS — Harlan Huckleby 1-yd pass from David Whitehurst (Jan Stenerud kick) 10:12 elapsed, 8 plays/65 yards. BEARS — Matt Suhey 1-yd run (Roveto kick) 14:58 elapsed, 10 plays/65 yards. PACKERS — Huckleby 39-yd pass from Whitehurst (Stenerud kick) 7:21 elapsed, 4 plays/29 yards. PACKERS — Terrell Middleton 2-yd pass from Whitehurst (Stenerud kick) 13:43 elapsed, 12 plays/63 yards. BEARS — Walter Payton 2-yd run (Roveto kick) 5:02 elapsed, 12 plays/54 yards.

Team Statistics	Packers	Bears
First Downs .....	18	20
Total Net Yards .....	247	253
Rushes/Net Yards .....	34/114	39/165
Net Passing .....	133	88
Pass Attempts/Completions .....	32/11	29/13
Had Intercepted .....	1	3
Punts/Average .....	8/41.5	7/39.7
Return Yardage .....	197	106
Penalties/Yards .....	4/32	5/50
Fumbles/Lost .....	2/1	6/0
Possession Time .....	25:44	34:16

### RUSHING

BEARS — Payton 22-105; Vince Evans 4-31; Suhey 12-18; Ken Margerum 1-11.

PACKERS — Huckeby 17-71; Gerry Ellis 13-37; Middleton 2-8; Whitehurst 2- -2.

### PASSING

BEARS — Evans 13 of 29 for 114, 0 TD, 3 int.

PACKERS — Whitehurst 11 of 31 for 140, 3 TD, 1 int.; Ellis 0 of 1 for 0, 0 TD, 0 int.

### RECEIVING

BEARS — Rickey Watts 3-52; Robin Earl 1-23; Brian Baschnagel 1-12; Suhey 4-11; Payton 2-8; Dave Williams 2-8.

PACKERS — James Lofton 5-80; Huckeby 2-40; Paul Coffman 3-18; Middleton 1-2.

### INTERCEPTIONS

BEARS — Jeff Fisher 1 for 0.

PACKERS — Mark Murphy 1 for 50; Mark Lee 2 for 37.

### SACKS

BEARS — Dan Hampton 1 for 7.

PACKERS — Mike Douglass 1 for 11; Ezra Johnson 1 for 10; Terry Jones 1 for 6.

David Whitehurst's three touchdown passes and a trio of Green Bay interceptions were all the Packers needed to beat the Bears 21-17 at Lambeau Field. With Chicago in 10-7 control and driving toward a 10-point second quarter lead, S Mark Murphy intercepted Vince Evans for the first time and returned the ball 50 yards to the Bear 29. Three plays later the Pack had a 14-10 lead they never relinquished. Walter Payton's (22-105) 2-yard run with 10 minutes left brought the Bears to within 5 of the lead. But Green Bay allowed the Bears only 2 first downs on Chicago's 3 remaining possessions.

## GAME TWELVE @ Chicago Lions 23, Bears 7

11/22/81; Tix Dist. 64,410; Actual 50,082

DETROIT	.....	3	6	7	7	—	23
CHICAGO	.....	0	7	0	0	—	7

LIONS — Ed Murray 24-yd FG 13:01 elapsed, 2 plays/3 yards. LIONS — Murray 23-yd FG 4:53 elapsed, 8 plays/48 yards. LIONS — Murray 49-yd FG 10:20 elapsed, 9 plays/23 yards. BEARS — Todd Bell 92-yd interception return (John Roveto kick) 14:44 elapsed. LIONS — Eric Hipple 5-yd run (Murray kick) 11:31 elapsed, 4 plays/38 yards. LIONS — Rick Kane 2-yd run (Murray kick) 13:15 elapsed, 5 plays/52 yards.

Team Statistics	Lions	Bears
First Downs	20	4
Total Net Yards	356	24
Rushes/Net Yards	49/229	17/44
Net Passing	127	-20

Pass Attempts/Completions	.....	29/10	30/7
Had Intercepted	.....	1	3
Punts/Average	.....	6/44.2	11/38.0
Return Yardage	.....	133	176
Penalties/Yards	.....	11/104	9/83
Fumbles/Lost	.....	3/2	3/0
Possession Time	.....	37:55	22:05

### RUSHING

BEARS — Walter Payton 13-37; Matt Suhey 4-7.

LIONS — Billy Sims 22-117; Hipple 9-32; Dexter Bussey 7-31; Kane 5-21; Vince Thompson 4-16; Freddie Scott 2-12.

### PASSING

BEARS — Vince Evans 4 of 19 for 21, 0 TD, 2 int.; Bob Avellini 3 of 10 for 20, 0 TD, 1 int.; Bob Parsons 0 of 1 for 0, 0 TD, 0 int.

LIONS — Hipple 10 of 29 for 145, 0 TD, 1 int.

### RECEIVING

BEARS — Rickey Watts 2-24; Suhey 3-10; Payton 2-7.

LIONS — Scott 3-68; Ulysses Norris 2-32; Kane 1-19; Mark Nichols 2-19; Leonard Thompson 1-7; Horace King 1-0.

### INTERCEPTIONS

BEARS — Tod Bell 1 for 92.

LIONS — Garry Cobb 1 for 15; Stan White 1 for 14; James Hunter 1 for 10.

### SACKS

BEARS — Gary Fencik 1 for 9; Dan Hampton 1 for 9.

LIONS — Doug English 2 for 18; Steve Furness 2 for 14; Dave Pureifory 1½ for 21½; Al Baker 1½ for 7½.

Ed Murray's three field goals and two Detroit TD runs were more than enough to offset Todd Bell's 92-yard interception return for six. Bell's return was the longest by a Bear in Soldier Field, but the Bears only gained a Club record 24 yards in total net yards.

## GAME THIRTEEN @ Dallas Cowboys 10, Bears 9

11/26/81; Tix Dist. 65,069; Actual 63,499

CHICAGO	.....	0	3	0	6	—	9
DALLAS	.....	3	0	0	7	—	10

COWBOYS — Rafael Septien 41-yd FG 10:56 elapsed, 9 plays/67 yards. BEARS — John Roveto 43-yd FG 1:55 elapsed, 8 plays/53 yards. BEARS — Vince Evans 2-yd run (kick blocked) 1:21 elapsed, 16 plays/80 yards. COWBOYS — Ron Springs 6-yd run (Septien kick) 9:51 elapsed, 4 plays/37 yards.

Team Statistics	Cowboys	Bears
First Downs	11	15
Total Net Yards	273	272
Rushes/Net Yards	31/95	50/229

BEARS / 65

Net Passing .....	178	43
Pass Attempts/Completions .....	23/9	19/6
Had Intercepted .....	1	1
Punts/Average .....	6/44.0	7/37.7
Return Yardage .....	81	51
Penalties/Yards .....	4/45	5/29
Fumbles/Lost .....	3/2	4/2
Possession Time .....	25:12	34:48

#### RUSHING

**BEARS** — Walter Payton 38-179; Matt Suhey 8-41; Evans 4-9.  
**COWBOYS** — Tony Dorsett 19-72; Springs 4-9; Glenn Carano 6-9; Danny White 1-8; Tony Hill 1-3.

#### PASSING

**BEARS** — Evans 6 of 18 for 60, 0 TD, 1 int.; Payton 0 of 1 for 0, 0 TD, 0 int.  
**COWBOYS** — Carano 6 of 15 for 131, 0 TD, 0 int.; Danny White 3 of 7 for 66, 0 TD, 0 int.; Springs 0 of 1 for 0, 0 TD, 0 int.

#### RECEIVING

**BEARS** — Brooks Williams 2-28; Rickey Watts 2-28; Payton 2-4.  
**COWBOYS** — Hill 4-117; Butch Johnson 1-27; Billy Joe DuPree 1-22; Drew Pearson 2-16; Springs 1-15.

#### INTERCEPTIONS

**BEARS** — Reuben Henderson 1 for 0.  
**COWBOYS** — Steve Wilson 1 for 0.

#### SACKS

**BEARS** — Doug Plank 1 for 11; Alan Page 1 for 8.  
**COWBOYS** — Harvey Martin 1 for 10; Charlie Waters 1 for 7.

John Roveto's 49-yard FG attempt with 36 seconds to play drifted just wide as the Bears suffered a 10-9 defeat at Dallas on Thanksgiving Day. Among the big plays in the one-point Cowboy victory was Ed Jones' block of Roveto's PAT attempt following Vince Evans' 2-yard TD dash. The Bears marched 80 yards in 16 plays for that tiebreaking TD. With Walter Payton enjoying his 7th best career rushing day (179 yards in 38 carries), the Bear defense limited the Cowboys to 273 yards.

## GAME FOURTEEN @ Chicago Bears 10, Vikings 9

12/6/81; Tix Dist. 64,410; Actual 50,766  
**MINNESOTA** ..... 0 0 0 9 — 9  
**CHICAGO** ..... 0 3 0 7 — 10  
**BEARS** — John Roveto 28-yd FG 11:49 elapsed, 7 plays/13 yards. **VIKINGS** — Ahmad Rashad 3-yd pass from Tommy Kramer (Rick Danmeier kick) 1:35 elapsed, 8 plays/65 yards. **BEARS** — Brian Baschnagel 72-yd pass from Bob Avellini (Roveto 66 / **CHICAGO**

kick) 1:54 elapsed, 1 play/72 yards. **VIKINGS** — Tom Hannon safety (downed Bob Parsons in end-zone).

Team Statistics	Vikings	Bears
First Downs .....	16	13
Total Net Yards .....	292	244
Rushes/Net Yards .....	19/38	51/175
Net Passing .....	254	69
Pass Attempts/Completions .....	36/21	11/4
Had Intercepted .....	2	2
Punts/Average .....	7/40.3	6/39.7
Return Yardage .....	43	133
Penalties/Yards .....	8/45	7/59
Fumbles/Lost .....	5/3	0/0
Possession Time .....	24:15	35:45

#### RUSHING

**BEARS** — Walter Payton 33-112; Matt Suhey 14-70; Avellini 3- -1; Parsons 1- -6.  
**VIKINGS** — Ted Brown 16-38; Rickey Young 1-1; Kramer 2- -1.

#### PASSING

**BEARS** — Avellini 3 of 7 for 84, 1 TD, 1 int.; Baschnagel 1 of 1 for 18, 0 TD, 0 int.; Vince Evans 0 of 3 for 0, 0 TD, 1 int.  
**VIKINGS** — Kramer 21 of 36 for 268, 1 TD, 2 int.

#### RECEIVING

**BEARS** — Suhey 2-12; Baschnagel 1-72; Al Harris 1-18.  
**VIKINGS** — Sammy White 8-112; Rashad 5-84; Terry LeCount 2-51; Bob Bruer 3-25; Brown 2- -2; Rickey Young 1- -2.

#### INTERCEPTIONS

**BEARS** — Reuben Henderson 1 for 39; Jeff Fisher 1 for 3.  
**VIKINGS** — Willie Teal 1 for 0; Hannon 1 for 0.

#### SACKS

**BEARS** — Harris 1 for 8; Jim Osborne 1 for 6.  
**VIKINGS** — Doug Martin 1 for 14; Matt Blair 1 for 10; Fred McNeill 1 for 5; Mark Mulaney 1 for 4.

The Bears held Minnesota—the NFC's top offensive team—to 292 yards and defeated the Vikings 10-9 at Soldier Field. Chicago used Walter Payton's 112 rushing yards and Matt Suhey's 70 (career high) to buy the clock and overcame a 7-3 Minnesota lead with Bob Avellini's 72-yard TD pass to Brian Baschnagel early in the fourth quarter. Rookies Reuben Henderson and Jeff Fisher each intercepted Tommy Kramer and recovered a Viking bobble in the final two minutes. The Bears took an intentional safety with 48 seconds left but Fisher recovered the free kick. Henderson's recovery with 1:56 left on the Bear 4 ended a 53-yard Kramer to Ahmad Rashad scoring threat.

## GAME FIFTEEN @ Oakland Bears 23, Raiders 6

CHICAGO ..... 7 0 14 2 — 23  
 OAKLAND ..... 6 0 0 0 — 6  
**BEARS** — Rickey Watts 42-yd pass from Vince Evans (John Roveto kick) 5:47 elapsed, 3 plays/42 yards. **RAIDERS** — Bob Chandler 27-yd pass from Marc Wilson (kick failed) 11:36 elapsed, 13 plays/84 yards. **BEARS** — Watts 3-yd pass from Evans (Roveto kick) 8:19 elapsed, 8 plays/65 yards. **BEARS** — Ken Margerum 22-yd pass from Evans (Roveto kick) 9:46 elapsed, 3 plays/22 yards. **BEARS** — Doug Plank safety (tackled Marc Wilson in endzone)

Team Statistics	Raiders	Bears
First Downs	15	19
Total Net Yards	263	378
Rushes/Net Yards	17/46	38/150
Net Passing	217	228
Pass Attempts/Completions	46/20	32/15
Had Intercepted	1	1
Punts/Average	7/40.9	7/41.3
Return Yardage	86	52
Penalties/Yards	8/75	7/60
Fumbles/Lost	3/1	1/1
Possession Time	25:28	34:32

### RUSHING

**BEARS** — Roland Harper 15-49; Evans 5-47; Walter Payton 7-28; Matt Suhey 2-18; Willie McClendon 9-8.  
**RAIDERS** — Arthur Whittington 9-32; Derrick Jensen 4-10; Frank Hawkins 3-4; Jim Plunkett 1-0.

### PASSING

**BEARS** — Evans 15 of 32 for 240, 3 TD, 1 int.  
**RAIDERS** — Wilson 17 of 38 for 240, 1 TD, 1 int.; Plunkett 3 of 8 for 31, 0 TD, 0 int.

### RECEIVING

**BEARS** — Watts 5-90; Margerum 3-73; Brian Baschnagel 3-45; Payton 3-32; McClendon 1-0.  
**RAIDERS** — Chandler 4-73; Derrick Ramsey 4-70; Malcolm Barnwell 4-54; Frank Hawkins 3-29; Jensen 1-21; Cliff Branch 1-15; Whittington 3-9.

### INTERCEPTIONS

**BEARS** — Gary Fencik 1 for 0.  
**RAIDERS** — Mike Davis 1 for 0.

### SACKS

**BEARS** — Plank 2 for 13; Alan Page 1 for 13; Jim Osborne 1 for 11; Al Harris 1 for 9; Dan Hampton 1 for 8.  
**RAIDERS** — Howard Long 1 for 7; Dave Browning 1 for 5.

Vince Evans threw three touchdown passes and the Chicago defense surrendered just 263 yards as the Bears whipped the Raiders 23-6 in Oakland. Chicago sacked Raider QBs six times in the victory. P Bob Parsons set a Club record appearing in his 143rd consecutive game and DT Alan Page had his 28th career blocked kick, a fumble recovery, and a sack.

## GAME SIXTEEN @ Chicago Bears 35, Broncos 24

DENVER ..... 3 0 14 7 — 24  
 CHICAGO ..... 0 14 14 7 — 35  
**BRONCOS** — Fred Steinfort 46-yd FG 5:50 elapsed, 11 plays/46 yards. **BEARS** — Walter Payton 19-yd pass from Vince Evans (John Roveto kick) :53 elapsed, 9 plays/52 yards. **BEARS** — Roland Harper 4-yd run (Roveto kick) 12:58 elapsed, 8 plays/50 yards. **BEARS** — Gary Fencik 69-yd interception return (Roveto kick) 2:51 elapsed. **BRONCOS** — Riley Odoms 6-yd pass from Craig Morton (Steinfort kick) 6:00 elapsed, 5 plays/20 yards. **BEARS** — Al Harris 44-yd interception return (Roveto kick) 10:27 elapsed. **BRONCOS** — Rick Upchurch 25-yd pass from Steve DeBerg (Steinfort kick) 12:15 elapsed, 4 plays/56 yards. **BEARS** — Payton 7-yd pass from Evans (Roveto kick) 8:55 elapsed, 6 plays/17 yards. **BRONCOS** — Upchurch 39-yd pass from DeBerg (Steinfort kick) 11:45 elapsed, 7 plays/73 yards.

Team Statistics	Broncos	Bears
First Downs	19	15
Total Net Yards	298	281
Rushes/Net Yards	19/76	41/170
Net Passing	222	111
Pass Attempts/Completions	49/22	20/10
Had Intercepted	3	2
Punts/Average	7/37.6	6/35.0
Return Yardage	161	217
Penalties/Yards	9/74	11/101
Fumbles/Lost	1/0	1/0
Possession Time	28:00	32:00

### RUSHING

**BEARS** — Payton 19-62; Evans 6-50; Harper 15-48; Brian Baschnagel 1-10.  
**BRONCOS** — Dave Preston 6-25; Rick Parros 3-20; Larry Canada 5-17; Rob Lytle 4-14; Tony Reed 1-0.

### PASSING

**BEARS** — Evans 10 of 20 for 118, 2 TD, 2 int.  
**BRONCOS** — Morton 8 of 23 for 88, 1 TD, 3 int.; DeBerg 14 of 26 for 190, 2 TD, 0 int.

### RECEIVING

**BEARS** — Rickey Watts 2-42; Payton 3-42; Ken Margerum 3-28; Brooks Williams 1-4; Harper 1-2.

### INTERCEPTIONS

BEARS — Fencik 1 for 69; Harris 1 for 44; Mike Singletary 1 for -3.

BRONCOS — Dennis Smith 1 for 65; Aaron Kyle 1 for 0.

### SACKS

BEARS — Alan Page 3½ for 35; Dan Hampton 1½ for 12; Mike Hartenstein 1 for 9.

BRONCOS — Barney Chavrus 1 for 7.

The Bear defense had six sacks and three interceptions, two of which were returned for touchdowns as Chicago won its third straight game 35-24 over the Raiders in Soldier Field. In the third quarter, Gary Fencik had a 69-yard interception for a TD and Al Harris had a 44-yard interception for six. Walter Payton caught two touchdown passes from Vince Evans and Roland Harper had a four-yard TD run to complete the Chicago scoring.

## 1981 FINAL STANDINGS

### AMERICAN FOOTBALL CONFERENCE

#### Eastern Division

	W	L	T	Pct.	Pts.	OP
* Miami	11	4	1	.719	345	275
#N.Y. Jets	10	5	1	.656	355	287
#Buffalo	10	6	0	.625	311	276
Baltimore	2	14	0	.125	259	533
New England	2	14	0	.125	322	370

#### Central Division

	W	L	T	Pct.	Pts.	OP
* Cincinnati	12	4	0	.750	421	304
Pittsburgh	8	8	0	.500	356	297
Houston	7	9	0	.438	281	355
Cleveland	5	11	0	.313	276	375

#### Western Division

	W	L	T	Pct.	Pts.	OP
* San Diego	10	6	0	.625	478	390
Denver	10	6	0	.625	321	289
Kansas City	9	7	0	.563	343	290
Oakland	7	9	0	.438	273	343
Seattle	6	10	0	.375	322	388

\*Division Champion

### NATIONAL FOOTBALL CONFERENCE

#### Eastern Division

	W	L	T	Pct.	Pts.	OP
* Dallas	12	4	0	.750	367	277
#Philadelphia	10	6	0	.625	368	221
#N.Y. Giants	9	7	0	.563	295	257
Washington	8	8	0	.500	347	349
St. Louis	7	9	0	.438	315	408

#### Central Division

	W	L	T	Pct.	Pts.	OP
* Tampa Bay	9	7	0	.563	315	268
Detroit	8	8	0	.500	397	322
Green Bay	8	8	0	.500	324	361
Minnesota	7	9	0	.438	325	369
Chicago	6	10	0	.375	253	324

#### Western Division

	W	L	T	Pct.	Pts.	OP
* San Francisco	13	3	0	.813	357	250
Atlanta	7	9	0	.438	426	355
Los Angeles	6	10	0	.375	303	351
New Orleans	4	12	0	.250	207	378

#Wild Card for Playoffs

### ROAD HEADQUARTERS

**San Diego Chargers:** Hyatt Islandia, 1441 Quivira Road, San Diego, CA (92109) 714/224-3541.  
**Buffalo Bills:** Buffalo Marriott Inn, 1340 Millersport Highway, Amherst, NY (14221) 716/689-6900.  
**Detroit Lions:** Northfield Hilton, 5500 Crooks Road at I-75, Troy, MI (48098) 313/879-2100. **San Francisco 49ers:** Dunfey Hotel, 1770 South Amphlett Blvd., San Mateo, CA (94402) 415/573-7661. **St. Louis Cardinals:** Marriott Pavilion, One Broadway, St. Louis, MO (63102) 314/421-1776. **Green Bay Packers:** Ramada Inn, 2750 Ramada Way, Green Bay, WI (54304) 414/499-0631. **Tampa Bay Buccaneers:** Bay Harbor Inn, 7700 Courtney Campbell Causeway, Tampa, FL (33607) 813/885-2541. **Minnesota Vikings:** Marriott Inn, 1919 E. 78th Street, Bloomington, MN (55420) 612/854-7441. **Seattle Seahawks:** Doubletree Plaza Hotel, 16500 Southcenter Parkway, Seattle, WA (98188) 206/575-8220. **Los Angeles Rams:** Anaheim Marriott Hotel, 700 Convention Way, Anaheim, CA (92802) 714/750-0800.

### IMPORTANT NFL DATES

Aug. 7—Preseason Play Starts

Aug. 24—Cutdown to 60

Aug. 31—Cutdown to 20

Sept. 6—Cutdown to 45

Sept. 12—Bears Open 63rd Season

Jan. 2—Wildcard Playoffs

Jan. 8-9—Divisional Playoffs

Jan. 16—Conference Championships

Jan. 30—Super Bowl XVII @ Pasadena with  
AFC team the visitors

Feb. 6—Pro Bowl @ Honolulu

## All-Time First Round Picks

Year	Pick	Player	Year	Pick	Player
1936	6th	T Joe Stydahar, West Virginia	1961	5th	TE Mike Ditka, Pittsburgh
1937	8th	E Les McDonald, Nebraska	1962	7th	RB Ronnie Bull, Baylor
1938	10th	HB Joe Gray, Oregon St.	1963a	10th	to LA for RB Joe Marconi
1939a	2nd	(from Pitt for E Eggs Manksie)	1963b	11th	(from Pitt for QB Ed Brown)
1939b	6th	QB Sid Luckman, Columbia			C Dave Behrman, Michigan St.
1939b	6th	FB Bill Osmanski, Holy Cross	1964	14th	DT Dick Evey, Tennessee
1940	7th	C-LB Bulldog Turner, Hardin-Simmons	1965a	3rd	(from Pitt for '64 2nd, 4th round picks.) MLB Dick Butkus, Illinois
1941a	1st	(from Phila for C John Schiechl)			RB Gale Sayers, Kansas
		HB Tom Harmon, Michigan	1965b	4th	
1941b	3rd	(from Pitt for QB Billy Patterson)	1965c	6th	(from Wash for WR Angelo Coia, DT Fred Williams), DE Steve DeLong, Tennessee
		FB Norm Standlee, Stanford			
1941c	9th	HB Don Scott, Ohio State	1966	12th	DT George Rice, LSU
1942	10th	QB Frankie Albert, Stanford	1967	10th	DE Loyd Phillips, Arkansas
1943	9th	HB Bob Steuber, Missouri	1968	17th	RB Mike Hull, Southern Cal
1944	8th	HB Ray Evans, Kansas	1969	14th	T Rufus Mayes, Ohio St.
1945	7th	HB Don Lund, Michigan	1970	2nd	to GB for LB Roy Calfey, RB Elijah Pitts, C Bob Hyland
1946	4th	QB Johnny Lujack, Notre Dame			RB Joe Moore, Missouri
1947a	1st	(bonus choice)	1971	11th	
		HB Bob Fenimore, Oklahoma A & M	1972a	3rd	(from Giants for C Bob Hyland, CB Bennie McCrae), T Lionel Antoine, Southern Ill.
1947b	11th	HB Don Kindt, Wisconsin			S Craig Clemmons, Iowa
1948a	—	(from Pitt for HB Ray Evans)	1972b	12th	DT Wally Chambers, Eastern Ky.
		QB Bobby Layne, Texas	1973	8th	LB Waymond Bryant, Tennessee St.
1948b	—	E Max Baumgardner, Texas	1974a	4th	(from LA for WR Dick Gordon)
1949	10th	C Dick Harris, Texas	1974b	20th	DE Dave Gallagher, Michigan
1950	2nd	HB Chuck Hunsinger, Florida			RB Walter Payton, Jackson St.
1951a	2nd	QB Bob Williams, Notre Dame	1975	4th	(from Atl for 1st & 3rd round picks)
1951b	10th	(from disbanded Colts)			T Dennis Lick
		HB Billy Stone, Bradley	1977	15th	T Ted Atbrecht, California
1952	8th	FL-HB Jim Doolley, Miami	1978	20th	to Cleve for QB Mike Phipps
1953	6th	HB Billy Anderson, Compton JC	1979a	4th	(from TB for DT Wally Chambers)
1954	6th	HB Stan Wallace, Illinois			DT Dan Hampton, Arkansas
1955	11th	HB Ron Drzewiecki, Marquette	1979b	9th	DE Al Harris, Arizona St.
1956	10th	E "Tex" Schriewer, Texas	1980	19th	LB Otis Wilson, Louisville
1957	13th	DT Earl Leggett, LSU	1981	11th	T Keith Van Horne, USC
1958	7th	LB-G Chuck Howley, West Virginia	1982	5th	QB Jim McMahon, BYU
1959	7th	HB Don Clark, Ohio St.			
1960	7th	G Roger Davis, Syracuse			

### Bear Draft Notes

Chicago has had 59 first round draft picks in the 47 years the collegiate player selection meeting has been called to order. The Club has made 14 trades involving those 1st round draft spots acquiring 11 rookie players and three times sending away choices for veteran players.

Two current starters (T Dennis Lick and DE Dan Hampton) came to the Club on 1st round picks acquired from other teams as did three Hall of Famers (Sid Luckman, Bobby Layne and Dick Butkus.)

Center Bob Hyland has the distinction of both joining the Bears and leaving them in multiple player trades involving 1st round picks.

The early '50s saw the Bears make two unusual 1st round selections taking a junior college player (HB Billy Anderson of Compton JC) in '53 and an established veteran (HB Billy Stone) when the Baltimore Colts disbanded in 1951.

## Recent Bear Drafts

### 1982

1. QB Jim McMahon (Brigham Young), 2. to Tampa Bay for 1983 first round choice, 3. TE Tim Wrightman (UCLA), 4. RB Dennis Gentry (Baylor), 5a. OG Perry Hartnett (SMU), 5b. DB Dennis Tabron (Duke), 6. OG Kurt Becker (Michigan), 7. DT Henry Waechter (Nebraska), 8. OT Jerry Doerger (Wisconsin), 9. DB Mike Hatchett (Texas), 10. DB Joe Turner (Southern Cal), 11. LB Guy Bolioux (Wisconsin), 12. LB Ricky Young (Oklahoma State).

### 1981

1. T Keith Van Horne (Southern Cal), 2. See 5th pick. MLB Mike Singletary (Baylor), 3. WR Ken Margerum (Stanford), 4. DB Todd Bell (Ohio State), 5. to San Francisco with 1981 2nd round pick for 49ers' 2nd round pick, 6. CB Reuben Henderson (San Diego State), 7. CB Jeff Fisher (Southern Cal), 8. DL Scott Zettek (Notre Dame), 9. G Frank Ditta (Baylor), 10. QB Tim Clifford (Indiana), 11. RB Lonnie Johnson (Indiana), 12. LB Bob Shupryt (New Mexico).

### 1980

1. LB Otis Wilson (Louisville), 2. RB Matt Suhey (Penn State), 3. to Dallas for WR Golden Richards, 4. G Ariand Thompson (Baylor), 5. C. Paul Tabor (Oklahoma), 6. CB Mike Guess (Ohio State), 7. WR Emanuel Tolbert (SMU), 8. G Randy Clark (Northern Illinois), 9. QB Turk Schonert (Stanford), 10. S Willie Stephens (Texas Tech), 11. S Chris Judge (TCU), 12. TE Bob Fisher (SMU).

### 1979

1. (from Tampa Bay for DT Wally Chambers) DT Dan Hampton (Arkansas), 1b. DE Al Harris (Arizona St.), 2. WR Rickey Watts (Tulsa), 3. RB Willie McClendon (Georgia), 4. to Cincinnati for TE Mike Cobb, 5. to Dallas for WR Golden Richards, 6. MLB John Sullivan (Illinois), 7. MLB Lee Kunz (Nebraska), 8. CB-KR Rick Moss (Purdue), 9. RB Jerome Heavens (Notre Dame), 10. S-P Joe Restic (Notre Dame), 11. T Bob Wright (Cincinnati), 12. S-KR Dave Becker (Iowa).

70 / CHICAGO

### 1978

1. to Cleveland for QB Mike Phipps, 2. to San Francisco for DE Tommy Hart, 3. DT Brad Shearer (Texas), 4. to Kansas City for '78 5th & 6th round picks, 5. (from Kansas City with '78 6th round pick for '78 4th round pick) to Cincinnati for DE Royce Berry, 5b. to San Francisco for RB Larry Schreiber, 6. (from Kansas City with '78 5th round pick for '78 4th round pick) RB John Skibinski (Purdue), 6b. DE Mekeli Jeremia (Brigham Young), 7. WR Herman Jones (Ohio St.), 8. TE George Freitas (California), 9. LB Mike Martin (Kentucky), 10. LB Ben Zambiasi (Georgia), 11. DE-LB Walt Underwood (Southern Cal), 12. LB Lew Sibley (LSU).

### 1977

1. G Ted Albrecht (California), 2. CB Mike Spivey (Colorado), 3. (from New York Giants for DT Dave Gallagher) RB Robin Earl (Washington), 3b. to Miami for WR Bo Rather, 4. to Pittsburgh for WR Ron Shanklin, 4b. (from Miami for '77 3rd round pick and Rather) to Cleveland for QB Mike Phipps, 5. to Oakland for CB Nemiah Wilson, 6. (from Tampa Bay for QB Gary Huff) QB Vince Evans (Southern Cal), 6b. to Philadelphia for G Mark Nordquist, 6c. (from Tampa Bay for QB Gary Huff) to Kansas City for RB Tommy Reamon, 7. WR Gerald Butler (Nicholls St.), 8. to New York Jets for DE John Ricca, 9. DT Nick Buonamici (Ohio St.), 10. DE Dennis Breckner (Miami of Fl.), 11. C Connie Zelencik (Purdue), 12. DB Terry Irvin (Jackson St.).

### 1976

1. (from Detroit for '76 1st round pick: '76 3rd round pick) T Dennis Lick (Wisconsin), 2. to Pittsburgh for WR Ron Shanklin, 3. (from New England for DE Tony McGee) WR Brian Baschnagel, 4. (from New York Jets for RB Carl Garrett) to Miami with '77 5th round pick for '76 4th and 5th round picks, 4b. S. John Sciarra (UCLA), 4c. (from Miami with '76 5th round pick for '76 4th round pick and '77 5th round pick) CB Wayne Rhodes (Alabama), 5. to Baltimore for G Noah Jackson, 6. (from Cleveland for G Glen Holloway) T Dan Jiggetts (Harvard), 6b. forfeited, 7. LB Jerry Muckensturm (Arkansas St.), 8. to Oakland for CB Nemiah Wilson, 9. to Philadelphia for G Mark Nordquist, 10. to Washington for CB Ted Vactor, 11. WR Norm Andersen (UCLA), 12. RB John O'Leary (Nebraska), 13. RB Dale Kasowski (North Dakota), 14. RB Ron Cuie (Oregon St.), 15. DE Jerry Meyers (Northern Illinois), 16. TE Ron Parker (TCU), 17. LB Mickey Malham (Arkansas St.).



# ASSEMBLING THE 1981 BEARS

57 PLAYERS (INCLUDING 12 ON INJURED RESERVE)

Season	Draft 32	Trades 3	Free Agents 19
1972 = 2 4-9-1 Fourth in NFC Central	P-TE Bob Parsons (5) DT Jim Osborne (7b)		
1975 = 9 T3rd, 4-10-0	RB Walter Payton (1) DE Mike Hartenstine (2) G Revie Sorey (5) QB Bob Avellini (6a) S Doug Plank (12) RB Roland Harper (17)	G Noah Jackson from Colts	C Dan Neal
1976 = 6 2nd, 7-7-0	*T Dennis Lick (1) WR Brian Baschnagel (3) T Dan Jiggetts (6) *LB Jerry Muckensturm (7)		S Gary Fencik
1977 = 6 T1, 9-5-0	T Ted Albrecht (1) TE Robin Earl (3) QB Vince Evans (6)	*QB Mike Phipps from Browns	*S Lenny Walterscheid LB Gary Campbell
1978 = 4 T3, 7-9-0	*DT Brad Shearer (3) #RB John Skibinski (6)	TE Mike Cobb from Bengals	LB Bruce Herron
1979 = 7 T1, 10-6-0	DE Dan Hampton (1a) DE Al Harris (1b) WR Rickey Watts (2) RB Willie McClendon (3) LB Lee Kunz (7)		*RB David Williams *WR Kris Haines
1980 = 4 3rd, 7-9-0	LB Otis Wilson (1) RB Matt Suhey (2) TE Bob Fisher (12) *C Paul Tabor (5)		
1981 = 19 5th, 6-10-0	T Keith Van Horn (1) LB Mike Singletary (2) WR Ken Margerum (3) S Todd Bell (4) CB Reuben Henderson (6) CB-KR Jeff Fisher (7) *QB Tim Clifford (10)		LB Brian Cabral CB Leslie Frazier C Jay Hiltgenberg WR Marcus Anderson G Emanuel Zanders *WR Tim Ehlebracht *WR Todd Sheets TE Brooks Williams #RB John Skibinski K John Roveto WR-KR Emery Moorehead DL Steve McMichael

### Waivers 3

\*K Bob Thomas from Rams, 1975  
CB Terry Schmidt from Saints, 1976  
DT Alan Page from Vikings, 1978

#John Skibinski was cut during '81 training camp, resigned as free agent 10/9/81.

\*Finished season on injured reserve list.

## 1982 CHICAGO BEARS VETERAN ROSTER

No.	Name	Pos.	Ht.	Wt.	Birth-date	NFL Exp.	College
64	Albrecht, Ted	T-G	6-4	250	10/8/54	6	California
88	Anderson, Marcus	WR	5-11	168	6/12/59	2	Tulane
7	Avellini, Bob	QB	6-2	210	8/28/53	8	Maryland
84	Baschnagel, Brian	WR-KR	6-0	184	1/8/54	7	Ohio State
25	Bell, Todd	S	6-0½	207	11/28/58	2	Ohio State
54	Cabral, Brian	LB	6-1	224	6/23/56	4	Colorado
59	Campbell, Gary	LB	6-1	220	3/4/52	6	Colorado
87	Cobb, Mike	TE	6-5	243	12/10/55	5	Michigan State
81	Earl, Robin	TE-P	6-5	240	3/18/55	6	Washington
8	Evans, Vince	QB	6-2	212	6/14/55	6	Southern Cal
45	Fencik, Gary	S	6-1	197	6/11/54	7	Yale
85	Fisher, Bob	TE	6-3	240	3/17/58	3	SMU
24	Fisher, Jeff	CB-KR	5-10½	188	2/25/58	2	Southern Cal
21	Frazier, Leslie	DB	6-0	189	4/3/59	2	Alcorn State
83	Haines, Kris	WR-KR	5-11	180	7/23/57	3	Notre Dame
99	Hampton, Dan	DE-DT	6-5	255	9/19/57	4	Arkansas
35	Harper, Roland	RB	5-11	210	2/28/53	7	Louisiana Tech
90	Harris, Al	DE	6-5	240	12/21/56	4	Arizona State
73	Hartenstine, Mike	DE	6-3	243	7/27/53	8	Penn State
20	Henderson, Reuben	CB	6-1	200	10/3/58	2	San Diego State
51	Herron, Bruce	LB	6-2	220	4/14/54	5	New Mexico
63	Hilgenberg, Jay	C	6-3	250	3/21/59	2	Iowa
65	Jackson, Noah	G	6-2	265	4/14/51	8	Tampa
62	Jiggetts, Dan	T	6-5	270	3/10/54	7	Harvard
57	Kunz, Lee	LB	6-2	225	4/21/57	4	Nebraska
70	Lick, Dennis	T	6-3	265	4/26/54	7	Wisconsin
89	Margerum, Ken	WR	5-10½	170	10/5/58	2	Stanford
37	McClendon, Willie	RB	6-1	205	9/13/57	4	Georgia
76	McMichael, Steve	DL	6-1	245	10/17/57	3	Texas
43	Moorehead, Emery	WR-KR	6-2	210	3/22/54	6	Colorado
58	Muckensturm, Jerry	LB	6-4	220	10/13/53	6	Arkansas State
52	Neal, Dan	C	6-4	255	8/30/49	10	Kentucky
68	Osborne, Jim	DT	6-3	245	9/7/49	11	Southern
86	Parsons, Bob	P	6-5	225	6/29/50	11	Penn State
34	Payton, Walter	RB	5-10	202	7/25/54	8	Jackson State
46	Plank, Doug	S	5-11	202	3/4/53	8	Ohio State
4	Roveto, John	K	6-0	180	2/20/58	2	SW Louisiana
44	Schmidt, Terry	CB	6-0	177	5/28/52	9	Ball State
89	Scott, James	WR	6-1	190	3/28/52	6	Henderson JC
72	Shearer, Brad	DT	6-3	247	8/10/55	4	Texas
50	Singletary, Mike	LB	5-11½	230	10/9/58	2	Baylor
30	Skibinski, John	RB	6-0	222	4/27/55	4	Purdue
69	Sorey, Revie	G	6-2	260	9/10/53	8	Illinois
26	Suhay, Matt	RB-KR	5-11	217	7/7/58	3	Penn State
53	Tabor, Paul	C	6-4	241	11/30/56	2	Oklahoma
16	Thomas, Bob	K	5-10	175	8/7/52	7	Notre Dame
78	Van Horne, Keith	T	6-6½	265	11/6/57	2	Southern Cal
23	Walterscheid, Lenny	S-KR	5-11	190	9/13/54	6	So. Utah State
80	Watts, Rickey	WR-KR	6-1	203	5/16/57	4	Tulsa
83	Williams, Brooks	TE	6-4	226	12/7/54	5	North Carolina
22	Williams, David	RB-KR	6-2	207	3/10/54	6	Colorado
55	Wilson, Otis	LB	6-2	222	9/15/57	3	Louisville
79	Zanders, Emanuel	G	6-1	248	7/31/51	9	Jackson State

## 1982 CHICAGO BEARS NEWCOMER ROSTER

No.	Name	Pos.	Ht.	Wt.	Birthdate	How Acq.	College
98	Becker, Kurt	G	6-5	251	12/22/58	D-6	Michigan
95	Boliaux, Guy	LB	6-1	214	9/21/59	D-11	Wisconsin
17	Bornholdt, Mark	RB	6-0	215	12/4/59	FA	Ball State
33	Brockington, Fred	WR	6-3	200	8/15/58	FA	Michigan
93	Carsello, Brett	C-G	6-3	258	2/26/58	FA	Wis.-Eau Claire
14	Clifford, Tim	QB	6-1	207	11/28/58	D-10 '81	Indiana
94	Davenport, Clinton	G-T	6-3	280	12/15/57	FA	Eastern Illinois
72	Doerger, Jerry	T	6-5	270	7/18/60	D-8	Wisconsin
97	Ehlebracht, T. K.	WR	6-1	174	2/10/58	FA	North Central
67	Fairchild, Greg	G	6-4½	254	3/10/55	FA	Tulsa
29	Gentry, Dennis	RB	5-8	173	2/10/59	D-4	Baylor
71	Hartnett, Perry	G	6-5	275	4/28/60	D-5a	So. Methodist
48	Hatchett, Mike	DB	5-10½	176	1/9/60	D-9	Texas
94	Huskisson, Bill	DT	6-2	267	4/22/57	FA	Western Illinois
38	Hyble, Bret	LB	6-2	220	7/13/60	FA	Central Michigan
75	Jensen, Bill	T	6-4	260	2/17/58	W-49ers	Arizona
60	Lawless, Burton	G	6-4	256	11/1/53	FA	Florida
74	Marshall, Dupre	DT	6-3	250	12/2/58	W-49ers	California
95	Maszak, Dean	TE	6-4	243	1/27/60	FA	Notre Dame
9	McMahon, Jim	QB	6-0½	187	8/21/59	D-1	Brigham Young
36	Orlando, Jeff	DE	5-9½	180	11/16/58	FA	Cal Lutheran
27	Porter, Terry	WR	5-10	175	10/21/59	FA	Montclair State
11	Rouse, Eric	WR	6-0	194	10/26/57	FA	Illinois
19	Runck, Dennis	RB	5-10	194	8/15/59	FA	Dartmouth
1	Schletzer, Jim	P	6-2	202	7/17/57	FA	Lees-McRae JC
91	Sheets, Todd	WR	6-0	183	7/22/57	FA	Northwestern
49	Shoate, Rod	LB	6-1	215	4/26/53	T-Pats	Oklahoma
96	Stevenson, Mark	C-G	6-3	266	2/24/56	FA	Western Illinois
39	Tabron, Dennis	DB	5-9	182	3/19/60	D-5b	Duke
47	Turner, Joe	DE	6-0	204	12/31/59	D-10	Southern Cal
6	Veith, Steve	K	6-1	202	4/2/57	FA	Wisconsin
96	Vincent, Ted	DL	6-4	265	8/10/56	FA	Wichita State
93	Waechter, Henry	DT	6-5½	270	2/13/59	D-7	Nebraska
92	Wrightman, Tim	TE	6-2½	237	3/27/60	D-3	UCLA
40	Young, Ricky	LB	5-11	218	9/1/60	D-12	Oklahoma State



# American National Bank

33 North LaSalle / LaSalle at Wacker 60630 / Phone (312) 691-5000

## We're the bank for business.

While construction was underway in 1925, North-

Stadium to over 100,000 capacity.  
ago, Chicagoans voted a bond issue to expand the  
Two weeks before that first football game 58 years

Marion Year Tribute.  
Field was 260,000 on Sept. 8, 1954 for the religious  
largest crowd for any event in the history of Soldier  
all-time largest football crowd (123,000). The  
stadium (with a 13-story man-made jump), and the  
Dempsey-Tunney), the first ski meet held in a  
event to draw a gate of over \$2.5 million (1927  
America's sport history. It hosted the first boxing  
Soldier Field has had an important spot in  
watched Notre Dame edge Northwestern 13-6.

on its field was Nov. 22, 1924 as a capacity crowd  
Great Park Stadium. The first football game played  
opened for use in 1924 as 45,000-seat Municipal  
Home to the Bears for 12 years, Soldier Field was  
for the start of the '82 season.

Soldier Field has gone from tourist to first class  
scoreboard.

concession areas, press box, deluxe sky boxes, and  
area, new concourses with new restrooms and  
pleted with the rebuilding of the remaining seating  
Following the 1981 season, the project was com-  
configuration to bowl during the winter of 1980.

The stadium was converted from horse-shoe  
lines.

includes new chair-back, arm-rest seats, and sight-  
rebuilding of the stadium's seating area—which  
new lighting, playing surface, lockerooms, and  
campaign, the reconstruction to date has included  
Progressing during the off-seasons since the '78  
into their 1982 season.

the project has been completed as the Bears head  
in the process of being rebuilt aisles to endzones,  
place.

If you haven't been inside Chicago's Soldier Field  
in the past three years, you won't recognize the

## CHICAGO'S SOLDIER FIELD

to be the most expensive in sports today.  
million a year to use the facility. The lease is believed  
District with the Bears paying approximately \$1.5  
Soldier Field is operated by the Chicago Park  
the lake waters.

stands on 10,000 pile foundations driving an  
average depth of 62½ feet through fill that replaced  
Plans for the stadium were begun in 1919 as a  
The new capacity will be 65,077.

to 57,000 to bring ticket holders closer to the field.  
season home Sept. 19, 1971 when capacity was cut  
The Bears began using the facility as a regular  
started in 1934, is still played.

high school record 120,000 fans. That series, which  
game of 1937 (Austin 26, Leo 0) played before a  
Field was the interleague City prep championship  
Another landmark football clash played in Soldier  
inaugural before 79,342 fans.

played in Soldier Field with the Bears and Stars  
fighting to a 0-0 finish in the Aug. 31, 1934  
39 of the 41 College All-Star games were all  
male 10-0 in 1926.

In the first professional game at the then mam-  
depression relief fund in 1931.

also played on the Chicago Lakeland when Purdue  
whitewashed Northwestern 7-0 in a benefit for the  
The only Big Ten playoff game ever contested was  
Cal 7-6.

1927 in Soldier Field as Notre Dame edged Southern  
record of 123,000 plus was established Nov. 26,  
21-all deadlock. The all-time collegiate attendance  
cated Nov. 27, 1926, with Army battling Navy to a

The new 100,000-seat "Soldier Field" was dedi-  
Yost's Wolverines that season.  
points were the only ones scored against Fielding  
tripping previously unbeaten Michigan 3-2. The 3  
western chalked up one of its all-time great victories





## Halas Hall

Reflecting the educational process that has become pro football, the Bears' year around home—the \$1.8 million Halas Hall—stands on the picturesque campus of Lake Forest College.

Located at 250 N. Washington Road in suburban Lake Forest where Academy Award Winning "Ordinary People" was filmed, some 35 miles north of the Loop on Chicago's North Shore, Halas Hall is home to the team's players, coaching, training and equipment staffs, and film, personnel and public relations departments.

Named to honor George S. Halas, the Bears founder, chief executive, and one of the pioneers of the present day National Football League, the building is dedicated to the memory of George Halas, Jr., who died Dec. 16, 1979.

The Halases were the driving forces behind construction of the building in a collegiate setting.

Nearly a year in the building, Halas Hall was opened to the players in September of '79. Coaches and other staff members moved into the top of the three-level complex in November. Finishing touches were not completed until May of 1980. Ground was broken on the project in November of '78.

It is a 32,000 square foot, three-story building set at the foot of the College's Farwell Athletic Field. A regulation-sized grass football field and one some 70 yards long are located 15 yards from the player lockerrooms. In training camp, the Bears also use two other fields directly across Washington Road.

Halas Hall was designed by Allan M. Pickus Architects and built by Pickus Construction of Wau-

kegan, Ill. The Bears studied similar facilities around the League before approving final designs and blueprints.

The lower floor of Halas Hall houses team meeting rooms, a player lounge, racquetball court, rookie lockers and shower areas, storage and utility rooms.

The central floor features the veteran player lockerroom, showers and sauna, training and weight rooms, coaches lockerroom, equipment room, laundry, photo lab, and media workroom with attached private interview areas.

The top floor holds reception areas, coaches offices, staff meeting rooms, public relations and PR workroom, personnel, scouting offices and work rooms, general offices, duplicating room, and computer department.

The building's exterior and the landscaping was designed to fit unobtrusively into the suburban setting.

Most of its offices and player areas are equipped with closed circuit television system as a game-review-teaching aid.

Access to Halas Hall via automobile is easy:

From the Loop—Take Edens Expressway (41) north to Lake Forest exiting on Deerpath Road. Travel Deerpath east through shopping area to turn south on Washington to 250 N. Washington.

From O'Hare—Take 294 north exiting at Hwy 60 (2 tolls). Take 60 east to where it deadends into 41. Go north approximately 200 yards to the Deerpath Road exit. Proceed as above.

## OFFENSIVE TRENDS

Offensive Statistics	1965	1966	1967	1968	1969	1970	1971	1972	1973	1974	1975	1976	1977	1978	1979	1980	1981
first downs/game	18.4	14.0	12.5	15.6	16.9	12.8	13.5	13.6	13.8	14.5	13.6	14.4	17.6	16.4	15.7	17.9	17.4
net yards/game	349.8	264.2	235.2	289.9	254.9	233.2	238.3	247.7	223.5	228.6	249.4	274.5	332.5	278.7	289.8	302.2	289.6
yards rush/game	152.2	137.6	132.3	169.8	148.4	78.0	102.4	168.6	136.2	105.7	118.1	168.8	200.8	157.9	155.4	152.5	135.7
yards/rush	4.4	4.2	3.8	4.7	4.5	3.1	3.9	4.4	3.8	3.4	3.7	4.1	4.7	4.0	3.9	4.2	3.5
rush/game	34.2	33.1	34.9	35.7	33.0	25.2	26.1	38.3	35.4	31.0	31.5	41.3	42.8	39.6	39.1	36.2	38.0
yards pass game	197.6	140.4	102.9	120.1	106.4	155.2	135.9	79.1	87.3	122.9	131.4	105.7	131.7	120.8	134.4	149.7	153.9
yards/pass att	8.37	5.96	6.24	5.45	5.02	5.76	5.18	6.26	5.34	5.25	6.09	6.13	6.79	6.31	5.1	6.61	5.0
pass/game	25.8	24.1	19.1	24.5	27.4	30.1	31.6	14.6	21.6	28.3	25.4	19.9	21.8	22.0	23.3	25.3	30.6
comp : game	14.4	11.4	9.4	11.3	13.8	15.0	13.3	5.6	9.7	13.2	13.6	8.8	11.5	11.6	12.2	13.1	13.9
int : game	0.9	1.6	1.3	1.5	1.5	1.6	2.0	0.9	1.1	1.6	1.6	1.1	1.3	1.8	1.1	1.6	1.4
punts/game	4.1	5.7	5.6	4.7	5.4	6.0	5.5	4.8	6.1	6.5	6.7	7.1	5.9	6.0	5.8	4.9	7.1
turn : game	2.4	1.9	1.8	2.0	1.9	2.1	2.0	2.9	2.9	2.5	2.5	1.7	2.6	1.4	1.3	1.4	2.3
turn : lost/game	1.7	1.6	1.0	0.9	1.2	1.0	1.3	1.6	1.9	1.1	1.2	0.9	1.2	0.5	0.8	0.9	1.1
touchdowns/game	3.9	1.9	2.1	1.8	1.9	2.0	1.4	1.9	1.6	1.3	1.6	2.2	2.2	1.8	2.3	2.4	1.9
ids rush/game	1.9	1.0	0.9	1.0	1.0	0.2	0.4	1.1	0.8	0.8	0.7	0.8	1.4	1.3	1.2	1.1	1.4
ids pass/game	1.6	0.7	0.6	0.7	0.8	1.5	0.9	0.6	0.6	0.6	0.6	0.6	0.8	0.8	0.4	1.1	0.8
ids ret./game	0.4	0.1	0.6	0.1	0.1	0.3	0.1	0.2	0.2	0.2	0.0	0.1	0.1	0.1	0.2	0.2	0.3
points/game	29.2	16.7	17.1	17.9	15.0	18.3	13.2	16.1	13.9	10.9	13.6	18.1	18.2	15.8	19.1	19.0	15.8

## DEFENSIVE TRENDS

Defensive Statistics	1965	1966	1967	1968	1969	1970	1971	1972	1973	1974	1975	1976	1977	1978	1979	1980	1981
first downs/game	17.4	17.1	15.4	17.1	14.9	16.7	16.7	16.0	17.6	16.5	20.1	17.8	17.2	17.6	17.0	17.8	18.1
net yards/game	304.9	283.6	243.3	312.2	277.2	290.5	322.9	280.2	298.8	272.7	326.9	300.1	306.1	292.5	286.3	306.7	337.1
yards rush/game	109.3	114.6	109.6	121.7	135.7	105.1	151.1	125.1	179.2	124.2	147.9	141.7	154.1	135.9	123.9	125.9	154.5
yards/rush	3.8	3.4	3.7	4.0	4.3	3.2	4.1	3.7	4.5	3.4	3.8	3.8	4.0	3.9	3.7	4.0	4.0
rush/game	28.6	33.3	29.9	30.5	31.4	32.8	36.4	34.0	40.2	37.1	39.1	37.3	38.9	35.5	32.4	31.6	32.5
yards pass/game	195.6	185.7	133.9	190.5	141.5	185.4	171.7	155.1	148.5	179.0	158.4	151.9	156.6	157.8	180.8	203.0	6.1
yards/pass att.	6.95	6.98	5.80	8.69	7.56	7.42	7.20	6.86	6.53	6.84	7.08	6.51	6.19	6.55	5.1	7.25	6.1
pass/game	31.7	29.0	26.4	23.8	21.1	28.1	25.9	24.4	21.6	23.5	28.5	28.6	26.9	27.3	28.6	28.2	32.8
comp./game	15.5	14.4	12.0	12.3	10.7	16.6	13.7	12.9	11.1	12.4	14.9	14.3	13.0	14.9	13.9	14.9	14.6
int./game	0.9	1.1	2.0	1.3	1.1	1.6	1.5	1.0	1.3	0.9	1.7	1.3	1.1	1.1	1.8	1.1	1.1
punts/game	4.6	5.7	5.5	4.7	4.5	6.2	4.7	3.7	4.7	5.5	6.1	6.1	6.6	6.1	5.6	5.1	6.1
touchdowns/game	2.4	2.4	1.9	3.1	3.1	2.2	2.1	2.2	2.6	2.4	3.4	1.8	1.9	2.1	1.9	2.0	2.4
tds rush/game	1.1	1.5	0.9	1.2	0.8	1.0	0.8	1.1	1.4	1.2	1.8	0.7	1.0	0.9	0.6	0.6	0.8
tds pass/game	1.3	0.9	1.0	1.8	1.6	1.3	0.9	1.1	1.2	0.9	1.6	1.1	0.5	1.0	1.3	1.3	1.4
tds ret./game	0.0	0.0	0.1	0.1	0.2	0.1	0.2	0.3	0.1	0.3	0.3	0.1	0.0	0.4	0.1	0.1	0.2
points/game	19.6	19.4	15.6	23.8	24.2	18.6	19.7	19.6	23.9	19.9	27.1	15.4	18.1	17.1	15.4	16.5	20.3
team pen./game	6.9	5.1	7.0	8.1	6.4	—	—	5.6	5.3	5.5	6.3	7.1	8.1	6.9	6.3	6.4	7.4
game	59.0	49.0	68.1	85.3	67.1	—	—	58.5	41.0	48.0	48.5	62.9	70.3	60.9	59.9	53.7	59.5

# RECORDS INTRODUCTION

When the National Football League was formed in 1920, probably the last thing the founders had to worry about was the compiling of statistics and records. Accordingly, a complete statistical history of the league, dating from 1920, is an impossibility. However, here are some reference points for when various statistical categories were first compiled officially:

**Scoring:** Scores of all games are available starting in 1920, for purposes of records, however, totals date from 1932. Individual scoring statistics also date from 1932. Extra point and field goal attempts start in 1937.

**Rushing:** Statistics begin in 1932.

**Passing:** Statistics begin in 1932. Until 1947, what is now called "yards lost attempting to pass" was recorded in the rushing statistics. From 1947 to 1951, "yards lost attempting to pass" was recorded, but was not included in either the net rushing or the net passing yardage totals (and consequently was not a part of "total net yards gained"). Starting in 1952, passing yardage team totals include "yards lost attempting to pass," although sacks were not recorded before 1963. Lateral passes were maintained as a separate category until 1950, at which time yardage gained or lost as a result of lateral passes was included in the category initiating the action (e.g., rushing).

**Pass Receiving:** Statistics begin in 1932.

**Interceptions By:** Individual statistics begin in 1940, but individual touchdowns are available from 1932. Team totals for interceptions and touchdowns start in 1932, and team yardage totals start in 1940.

**Punting:** Complete seasonal statistics begin in 1939, although frequently during the period 1933-1938 individual and/or team punting totals are listed on official score blanks. Such game totals are included as official records, where applicable.

**Punt Returns:** Complete individual totals date from 1941, although team yardage figures date from 1936. Touchdowns are available since 1932.

**Kickoff Returns:** Complete individual totals date from 1941, although team yardage figures date from 1940. Touchdowns are available since 1932.

**Fumbles:** Individual totals start in 1945. Team totals for fumbles and for total fumbles recovered begin in 1935, and the breakdown of own and opponents' recoveries dates from 1938.

**First Downs:** Statistics begin in 1933, while the rushing—passing—by penalty breakdown commences in 1939 (although some games in 1937-1938 include this information).

**Penalties:** Yards penalized dates from 1936, penalties start in 1941.

**Long Plays:** Since the "Long" category was not always listed on official score blanks (longest run, longest punt, etc.), an attempt has been made to verify reports of long plays through newspaper accounts—even if they are not listed on the official sheets. Reliable newspaper findings have been included in this record section.

## BIG DAY BY OPPONENTS SINCE '63

### RUSHING:

Yards	Player	Opponent	Date	Carries
206	Earl Campbell	Houston	11/16/80	31
152	Lawrence McCutcheon	Los Angeles	12/2/73	24
152	Sherman Smith	Seattle	11/5/78	23
150	Chuck Foreman	Minnesota	10/16/77	26

### PASSING:

Yards	Player	Opponent	Date	Comp.
348	Steve DeBerg	San Francisco	10/28/79	26-41
336	Eric Hipple	Detroit	10/19/81	14-25
327	John Brodie	San Francisco	11/13/66	28-54
324	Doug Williams	Tampa Bay	9/20/81	17-40
317	John Brodie	San Francisco	11/8/70	21-28

### PASS RECEIVING:

Yards	Player	Opponent	Date	Rec.
225	Bernie Casey	San Francisco	11/13/66	12
182	Boyd Dowler	Green Bay	12/15/68	6
180	Ken Burrough	Houston	11/6/77	6



# Soldier Field Records

(Since Bears moved there in 1971)

## LONGEST RUN FROM SCRIMMAGE

Bears — 73 Walter Payton vs Detroit, 9/18/77  
Opp. — 67 Sherman Smith, Seattle 11/5/78

## LONGEST FORWARD PASS

Bears — 89 Vince Evans to Rickey Watts vs Vikings 9/21/80  
Opp. — 79 Bob Griese to Nat Moore, Miami 11/2/75

## LONGEST PUNT

Bears — 62 Bob Parsons vs Detroit 9/12/76  
Opp. — 69 Herman Weaver, Detroit 9/12/76  
69 Neil Clabo, Minnesota 11/20/77

## LONGEST PUNT RETURN

Bears — 88 Jeff Fisher vs Tampa Bay 9/20/81  
Opp. — 77 Lee Nelson, St. Louis 12/16/79

## LONGEST KICKOFF RETURN

Bears — 95 Ike Hill vs Houston 10/28/73  
Opp. — 62 Dave Hampton, Green Bay 11/7/71  
62 Ron Jessie, Detroit, 10/1/72

## LONGEST INTERCEPTION RETURN

Bears — 92 Todd Bell vs Detroit 11/22/81  
Opp. — 95 Dick Jauron, Detroit 11/18/73

## LONGEST FIELD GOAL

Bears — 48 Bob Thomas vs Green Bay 11/9/75  
Opp. — 52 Fred Cox, Minnesota 10/27/75

## THE LAST TIME

### Punt Returned for TD —

By Bears—Jeff Fisher vs Buccaneers, 9/20/81, 88 yards.  
By Opp. —Steve Odom, Green Bay, 11/10/74, 95 yards.

### Punt Blocked for TD —

By Bears—Ross Brupbacher vs Oakland, 12/17/72, recovered in endzone.  
By Opp. —Noland Cromwell, Los Angeles, blocked punt; Jim Jodat,  
Los Angeles, 11/11/79, 13 yards.

### Opponents' Fumble Returned for TD —

By Bears—Alan Page vs Buccaneers, 12/14/80, recovered in endzone.  
By Opp. —Matt Blair, Minnesota, 9/25/78, 49 yards.

### Intercepted Pass Returned for TD —

By Bears—Al Harris vs Broncos, 12/20/81, 44 yards.  
By Opp. —Neal Gikewicz, Washington, 10/11/81, 10 yards.

### Kickoff Returned for TD —

By Bears—Dave Williams at Detroit, 11/27/80, 95 yards.  
By Opp. —Billy Johnson, Houston, 11/6/77, 76 yards.

### Shut Out —

By Bears—vs Buccaneers, 10/6/80, 23-0.  
By Opp. —at Detroit, 11/22/79, 20-0.

### Field Goal Blocked for TD —

By Bears—Virgil Livers vs Raiders, 10/1/78, blocked field goal; Mike Spivey  
ran 71 yards with rebound.  
By Opp. —Alan Page at Green Bay, 9/7/80, blocked field goal; Chester  
Marcol ran 25 yards with rebound.

# Individual Records

## SERVICE

### Seasons, Active Player

- 14 Bill George, 1952-65  
Doug Buffone, 1966-79
- 13 George Traffon, 1920-32  
Clyde (Bulldog) Turner, 1940-52

### Consecutive Seasons, Active Player same as above

### Games, Lifetime

- 186 Doug Buffone, 1966-79
- 163 Bob Parsons, 1972-81
- 161 Bobby Joe Green, 1962-73
- 159 Bill George, 1952-65
- 155 Joe Fortunato, 1955-66

### Consecutive Games, Lifetime

- 144 Bob Parsons, 1972-81
- 142 Doug Buffone, 1966-76
- 136 Richie Petitbon, 1959-68
- 124 Bill George, 1952-62

### Seasons, Head Coach

- 40 George Halas, 1920-29, 33-42,  
46-55, 58-67
- 4 Hunk Anderson/Luke Johnsos  
(co-coaches), 1942-45  
Jim Dooley, 1968-71  
Neill Armstrong, 1978-81

## SCORING

### Points, Lifetime

- 541 George Blanda, 1949-58  
(5-td, 247-xp, 88-fg)
- 468 Walter Payton, 1975-81 (78-td)
- 456 Mac Percival, 1967-73 (159-xp, 99-fg)
- 430 Bob Thomas, 1975-81 (167-xp, 85-fg)
- 377 Roger Leclerc, 1960-66  
(152-xp, 75-fg)

### Points, Season

- 132 Gale Sayers, 1965 (22-td)
- 109 Johnny Lujack, 1950  
(11-td, 34-xp, 3fg)
- 100 Mac Percival, 1968 (25-xp, 25-fg)

### Points, Game

- 36 Gale Sayers, 12/12/65
- 24 7 Players Tied

### Consecutive Games, 1+ Points

- 83 George Blanda, 10/28/51-11/9/58
- 34 Johnny Lujack, 9/26/48-12/3/50
- 24 Jack Manders, 9/24/33-12/2/34
- 19 Bob Thomas, 12/2/79-12/20/80

## Touchdowns

### Touchdowns, Lifetime

80 / CHICAGO

- 78 Walter Payton, 1975-81 (71-rush, 7-rec)
- 59 Rick Casares, 1955-64  
(49-rush, 10-rec)
- 56 Gale Sayers, 1965-71  
(39-rush, 9-rec, 8-ret)
- 52 Ken Kavanaugh, 1940-41, 45-50  
(50-rec, 2-ret)

### Touchdowns, Season

- 22 Gale Sayers, 1965  
(14-rush, 6-rec, 2-ret)
- 16 Walter Payton, 1977 (14-rush, 2-rec)  
Walter Payton, 1979 (14-rush, 2-rec)
- 14 Rick Casares, 1956 (12-rush, 2-rec)

### Touchdowns, Game

- 6 Gale Sayers, 12/12/65  
(4-rush, 1-rec, 1-ret)
- 4 7 Players Tied

### Consecutive Games, 1+ Touchdowns

- 8 Rick Casares, 11/1/59-9/25/60
- 7 Ken Kavanaugh, 11/2/47-12/14/47  
Willie Galimore, 9/28/58-11/9/58  
Gale Sayers, 10/26/69-12/6/69  
Walter Payton, 10/3/76-11/14/76

## Extra Points

### Extra Points, Lifetime

- 247 George Blanda, 1949-58
- 169 Bob Thomas, 1975-81

### Extra Points, Season

- 52 Roger Leclerc, 1965
- 45 George Blanda, 1956

### Extra Points, Game

- 8 Bob Snyder, 11/14/43
- 7 10 Players Tied

### Extra Points Attempted, Lifetime

- 250 George Blanda, 1949-58
- 187 Bob Thomas, 1975-81
- 162 Mac Percival, 1967-73

### Extra Points Attempted, Season

- 52 Ray (Scooter) McLean, 1947  
Roger Leclerc, 1965
- 47 George Blanda, 1956
- 46 Johnny Lujack, 1948

### Extra Points Attempted, Game

- 9 Bob Thomas, vs. G.B., 12/7/80
- 8 Bob Snyder, vs. NY., 11/14/43  
George Blanda, vs. Balt., 10/21/56  
Roger Leclerc, vs. Balt., 11/25/62

### Consecutive Extra Points, Lifetime

- 156 George Blanda, 10/28/51-10/21/56
- 143 Mac Percival, 11/19/67-11/4/73

**Extra Points (no misses), Season**

52 Roger Leclerc, 1965

37 George Blanda, 1955

**Extra Points (no misses), Game**

8 Bob Snyder, 11/14/43

7 8 Players Tied

**Field Goals****Field Goals, Lifetime**

99 Mac Percival, 1967-73

88 George Blanda, 1949-58

87 Bob Thomas, 1975-81

**Field Goals, Season**

25 Mac Percival, 1968

20 Mac Percival, 1970

**Field Goals, Game**

5 Roger Leclerc, 12/3/61

Mac Percival, 10/20/68

4 Roger Leclerc, 11/17/63

Mac Percival, 10/27/68

Mac Percival, 11/15/70

Bob Thomas, 10/3/76

**Field Goals Attempted, Lifetime**

201 George Blanda, 1949-58

182 Mac Percival, 1967-73

**Field Goals Attempted, Season**

36 Mac Percival, 1968

34 Mac Percival, 1970

**Field Goals Attempted, Game**

7 Roger Leclerc, 11/17/63

6 George Blanda, 11/3/57

**Consecutive Field Goals, Lifetime**

10 Mac Percival, 10/20/68-11/3/68

Bob Thomas, 12/18/77-10/1/78

8 Roger Leclerc, 11/8/64-11/26/64

**Consecutive Games, 1+ Field Goals**

12 George Blanda, 11/11/56-11/3/57

10 George Blanda, 11/14/54-11/20/55

Mac Percival, 10/13/68-12/15/68

**Longest Field Goal**

55 Bob Thomas, 11/23/75

52 Lee Artoe, 10/27/40

50 3 Times

**Percentage, Lifetime (25+)**

60.0 Bob Thomas, 1975-81, 87 of 145

54.4 Mac Percival, 1967-73, 99 of 182

51.4 Roger Leclerc, 1960-66, 75 of 146

**Percentage, Season (10+)**

77.3 Bob Thomas, 1978, 17 of 22

72.2 Bob Thomas, 1980, 13 of 18

69.4 Mac Percival, 1968, 25 of 36

**Field Goals (no misses), Game**

5 Roger Leclerc, 12/3/61

Mac Percival, 10/20/68

4 Mac Percival, 10/27/68

Bob Thomas, 10/3/76

**Safeties****Safeties, Lifetime**

1 By many players.

**RUSHING****Attempts****Attempts, Lifetime**

2,204 Walter Payton, 1975-81

1,386 Rick Casares, 1955-67

991 Gale Sayers, 1965-71

787 Ron Bull, 1962-70

**Attempts, Season**

369 Walter Payton, 1979

339 Walter Payton, 1977

Walter Payton, 1981

333 Walter Payton, 1978

317 Walter Payton, 1980

**Attempts, Game**

40 Walter Payton, 11/20/77

38 Walter Payton, 11/26/81

36 Walter Payton, 11/7/76

Walter Payton, 10/25/81

33 Walter Payton, 11/13/77

Walter Payton, 12/4/77

Walter Payton, 12/6/81

32 Walter Payton, 12/11/77

**Yardage****Yards Gained, Lifetime**

9,608 Walter Payton, 1975-81

5,657 Rick Casares, 1955-64

4,956 Gale Sayers, 1965-71

2,985 Willie Galimore, 1957-63

**Seasons, (1,000+)**

6 Walter Payton, 1976, 77, 78, 79, 80, 81

2 Gale Sayers, 1966, 69

1 Beattie Feathers, 1934

Rick Casares, 1956

**Yards Gained, Season**

1,852 Walter Payton, 1977

1,610 Walter Payton, 1979

1,460 Walter Payton, 1980

1,395 Walter Payton, 1978

1,390 Walter Payton, 1976

1,231 Gale Sayers, 1966

1,222 Walter Payton, 1981

**Yards Gained, Game**

275 Walter Payton, 11/20/77

205 Walter Payton, 10/30/77

Gale Sayers, 11/3/68

## 100-Yard Rushing Games

11/20/77	Walter Payton	40-275	12/5/65	Gale Sayers	16-118
10/30/77	Walter Payton	23-205	11/18/51	Kayo Dottley	17-117
11/3/68	Gale Sayers	24-205	12/9/56	Rick Casares	25-117
12/18/66	Gale Sayers	17-197	11/26/67	Gale Sayers	18-117
11/13/77	Walter Payton	33-192	10/15/72	Bobby Douglass	11-117
12/16/56	Rick Casares	17-190	11/4/45	Hank Margaria	16-116
9/14/80	Walter Payton	18-183	11/24/57	Rick Casares	20-116
12/5/76	Walter Payton	27-183	11/2/69	Gale Sayers	28-116
9/9/79	Walter Payton	23-182	11/6/55	Bobby Watkins	14-115
9/16/62	Willie Galtimore	22-181	11/6/55	Rick Casares	16-115
11/25/81	Walter Payton	38-179	12/9/79	Walter Payton	25-115
11/27/66	Gale Sayers	19-172	10/21/34	Beattie Feathers	7-114
12/11/77	Walter Payton	32-163	10/16/60	Johnny Morris	7-114
10/28/79	Walter Payton	23-162	11/2/58	Rick Casares	23-113
9/18/77	Walter Payton	23-160	11/9/58	Rick Casares	15-113
10/16/78	Walter Payton	22-157	11/28/65	Gale Sayers	13-113
12/16/79	Walter Payton	33-157	12/12/65	Gale Sayers	9-113
10/28/34	Beattie Feathers	15-155	9/17/72	Jim Harrison	20-113
10/7/79	Walter Payton	39-155	11/4/79	Walter Payton	22-113
10/20/57	Willie Galtimore	24-153	10/21/51	Kayo Dottley	16-112
9/19/76	Walter Payton	28-148	10/14/56	Rick Casares	21-112
10/17/76	Walter Payton	27-145	12/1/68	Brian Piccolo	21-112
10/29/44	Al Grygo	13-144	11/9/69	Gale Sayers	28-112
11/26/78	Roland Harper	25-144	12/6/81	Walter Payton	33-112
10/27/68	Gale Sayers	18-143	11/12/39	Bill Osmani	18-111
10/15/67	Gale Sayers	22-142	11/22/59	Rick Casares	21-111
10/2/39	Joe Maniaci	12-141	10/21/79	Walter Payton	23-111
10/10/76	Walter Payton	19-141	10/19/75	Mike Adamie	17-110
9/30/34	Beattie Feathers	2-140	11/28/76	Walter Payton	27-110
10/27/77	Walter Payton	19-140	10/26/69	Gale Sayers	15-109
10/7/56	Rick Casares	24-139	11/14/76	Walter Payton	18-109
11/24/77	Walter Payton	20-137	11/5/78	Walter Payton	18-109
10/9/55	John Hoffman	18-135	10/28/56	Perry Jeter	16-108
12/21/75	Walter Payton	25-134	11/11/56	John Hoffman	18-108
9/16/79	Walter Payton	22-134	9/29/68	Gale Sayers	16-108
10/6/80	Walter Payton	28-133	11/9/80	Walter Payton	17-107
10/7/34	Beattie Feathers	14-132	10/25/81	Walter Payton	36-107
11-4/56	Rick Casares	25-132	10/9/66	Gale Sayers	18-106
12/10/67	Gale Sayers	20-131	11/25/45	George McAtee	5-105
12/7/80	Walter Payton	22-130	10/29/51	Kayo Dottley	17-105
12/20/80	Walter Payton	29-130	9/15/68	Gale Sayers	15-105
12/3/44	Hank Margaria	9-129	10/6/68	Gale Sayers	15-105
12/17/72	Bobby Douglass	14-127	11/15/81	Walter Payton	22-105
11/12/78	Walter Payton	23-127	11/16/75	Walter Payton	23-105
10/10/77	Walter Payton	24-126	11/26/78	Walter Payton	27-105
11/30/69	Gale Sayers	20-126	10/3/76	Walter Payton	18-104
9/2/79	Walter Payton	36-125	11/18/56	Rick Casares	27-104
11/26/33	Bronko Nagurski	18-124	10/23/72	Jim Harrison	31-103
10/21/56	Rick Casares	22-124	10/22/39	Joe Maniaci	15-102
11/6/66	Gale Sayers	21-124	12/7/58	Rick Casares	22-102
11/27/80	Walter Payton	18-123	10/12/80	Walter Payton	23-102
10/1/78	Walter Payton	27-123	12/4/77	Walter Payton	33-101
10/16/77	Walter Payton	24-122	10/10/34	Beattie Feathers	8-101
9/17/50	George Gulyanics	26-121	11/29/42	Gary Farmiglietti	12-101
10/5/52	Kayo Dottley	24-121	10/21/74	Carl Garrett	23-101
12/16/62	Joe Marconi	13-121	9/3/78	Walter Payton	26-101
10/15/67	Gale Sayers	19-120	10/19/80	Walter Payton	27-101
11/12/39	Bill Osmani	15-119	11/20/49	John Hoffman	15-100
11/12/50	Chuck Hunsinger	14-119	11/4/73	Bobby Douglass	19-100

**Games, (100+) Lifetime**

- 46 Walter Payton, 1975-81
- 20 Gale Sayers, 1965-71
- 13 Rick Casares, 1955-64
- 5 Beattie Feathers, 1934-37

**Consecutive Games, (100+)**

- 5 Walter Payton, 11/13/77-12/11/77
- 3 Beattie Feathers, 9/30/34-10/10/34
- Rick Casares, 10/7/56-10/21/56
- Gale Sayers, 11/28/65-12/12/65
- Gale Sayers, 12/10/67-9/15/68
- Gale Sayers, 10/26/69-11/9/69
- Walter Payton, 10/3/76-10/17/76
- Walter Payton, 9/2/79-9/16/79
- Walter Payton, 10/21/79-11/4/79
- Walter Payton, 10/6/80-10/19/80

**Games, (100+) Season**

- 10 Walter Payton, 1977
- 9 Walter Payton, 1979
- 8 Walter Payton, 1980
- 7 Rick Casares, 1956
- Walter Payton, 1976
- 6 Walter Payton, 1978
- 5 Beattie Feathers, 1934
- Gale Sayers, 1968

**Longest Run From Scrimmage**

- 86 Bill Osmanski, (TD) 10/15/39
- 85 Pete Stinchcomb, (TD) 11/20/21
- 82 Beattie Feathers, (TD) 10/10/34

**Consecutive Seasons, (1,000+)**

- 6 Walter Payton, 1976, 77, 78, 79, 80, 81

**Games, (200+) Season**

- 2 Walter Payton, 1977

**Games, (200+) Career**

- 2 Walter Payton, 1975-78

**Average Gain****Average Gain, Lifetime (250+)**

- 6.62 Bobby Douglass, 1969-75
- 5.77 Beattie Feathers, 1934-37
- 5.00 Gale Sayers, 1965-71

**Average Gain, Season (100+)**

- 9.94 Beattie Feathers, 1934
- 6.87 Bobby Douglass, 1972
- 6.20 Gale Sayers, 1968

**Average Gain, Game (10+)**

- 11.75 Joe Maniaci, 10/2/39
- 11.59 Gale Sayers, 12/18/66
- 11.18 Rick Casares, 12/16/56

**Touchdowns****Touchdowns, Lifetime**

- 65 Walter Payton, 1975-80
- 49 Rick Casares, 1955-64

39 Gale Sayers, 1965-71

26 Hugh Gallameau, 1941-42, 45-47  
Willie Galimore, 1957-63

**Touchdowns, Season**

- 14 Gale Sayers, 1965
- Walter Payton, 1977
- Walter Payton, 1979
- 13 Walter Payton, 1976
- 12 Rick Casares, 1956
- 11 Johnny Lujack, 1950
- Walter Payton, 1978

**Touchdowns, Game**

- 4 Rick Casares, 10/28/56
- Rick Casares, 12/6/59
- Gale Sayers, 12/12/65
- Bobby Douglass, 11/4/73
- 3 5 Players Tied

**Consecutive Games, 1+ TDs**

- 7 Gale Sayers, 10/26/69-12/6/69
- Walter Payton, 10/3/76-11/14/76
- 6 Beattie Feathers, 9/30/34-10/28/34
- Johnny Lujack, 10/1/50-11/12/50
- Rick Casares, 11/1/59-12/6/59
- Gale Sayers, 11/14/65-12/19/65

**PASSING****Rating, Lifetime (400+ passes)**

- 75.0 Sid Luckman, 1939-50
- 73.4 Bill Wade, 1961-66
- 72.8 Rudy Bukich, 1958-59, 62-68

**Rating, Season (100+)**

- 107.8 Sid Luckman, 1943
- 95.5 Sid Luckman, 1941
- 93.7 Bill Wade, 1961

**Passes****Passes, Lifetime**

- 1,744 Sid Luckman, 1939-50
- 1,407 Bill Wade, 1961-66
- 1,246 Ed Brown, 1954-61

**Passes, Season**

- 436 Vince Evans, 1981
- 412 Bill Wade, 1962
- 385 Jack Concannon, 1970
- 362 George Blanda, 1953

**Passes, Game**

- 57 Bill Wade, 10/25/64
- 52 Johnny Lujack, 10/23/49
- 50 Jack Concannon, 12/20/70

**Completions****Completions, Lifetime**

- 904 Sid Luckman, 1939-50
- 767 Bill Wade, 1961-66
- 607 Ed Brown, 1954-61

## 300-Yard Passing Games

12/11/49 Johnny Lujack	39-24-468	10/29/50 Johnny Lujack	39-20-331
11/18/62 Bill Wade	46-28-466	10/8/61 Bill Wade	25-13-330
11/14/43 Sid Luckman	32-21-433	11/25/62 Bill Wade	32-23-328
10/17/54 George Blanda	47-21-359	10/11/59 Ed Brown	29-14-323
10/14/62 Bill Wade	34-18-356	11/19/61 Bill Wade	34-18-323
12/17/61 Bill Wade	34-23-355	10/25/64 Bill Wade	57-33-321
12/12/65 Rudy Bukich	32-16-347	10/23/49 Johnny Lujack	52-29-319
10/19/47 Sid Luckman	26-18-342	10/21/62 Bill Wade	26-13-318
9/20/64 Bill Wade	31-23-341	12/7/80 Vince Evans	22-18-316
10/24/54 George Blanda	46-28-338	10/12/47 Sid Luckman	25-14-314
12/13/70 Jack Concannon	34-21-338	10/4/81 Vince Evans	26-43-307
11/19/67 Jack Concannon	24-11-336	12/13/53 George Blanda	37-20-306
10/25/53 George Blanda	47-23-334	12/6/69 Virg Carter	49-31-301
10/9/60 Ed Brown	21-13-333		

### Completions, Season

225	Bill Wade, 1962
195	Vince Evans, 1981
194	Jack Concannon, 1970
192	Bill Wade, 1963

### Completions, Game

33	Bill Wade, 10/25/64
31	Virgil Carter, 12/6/69
29	Johnny Lujack, 10/23/49

## Completion Percentage

### Completion Percentage, Lifetime (250+ comp.)

54.5	Bill Wade, 1961-66, 767 of 1,407
54.0	Rudy Bukich, 1958-59, 62-68, 474 of 878
51.8	Sid Luckman, 1939-50, 904 of 1,744

### Completion Percentage, Season (60+)

61.9	Rudy Bukich, 1964, 99 of 160
57.1	Sid Luckman, 1941, 68 of 119
	Ed Brown, 1956, 96 of 168

### Completion Percentage, Game (10+)

86.7	Bob Williams, 10/12/52, 13 of 15
83.3	Gene Ronzani, 10/22/44, 10 of 12
	Ed Brown, 11/20/55, 15 of 18
	Bill Wade, 11/8/64, 10 of 12

## Yards Passing

### Yards Passing, Lifetime

14,686	Sid Luckman, 1939-50
9,958	Bill Wade, 1961-66
9,698	Ed Brown, 1954-61

### Yards Passing, Season

3,172	Bill Wade, 1962
2,712	Sid Luckman, 1947
2,658	Johnny Lujack, 1949

### Games, 300+ Yards, Lifetime

9	Bill Wade, 1961-66
4	George Blanda, 1949-58

### Consecutive Games, 300+

2	Sid Luckman, 10/12/47-10/19/47
	George Blanda, 10/17/54-10/24/54
	Bill Wade, 10/14/62-10/21/62
	Bill Wade, 11/18/62-11/25/62

### Games, 300+ Yards, Season

4	Bill Wade, 1962
3	Bill Wade, 1961
2	4 Players Tied

### Yards Passing, Game

468	Johnny Lujack, 12/11/49
466	Bill Wade, 11/18/62
433	Sid Luckman, 11/14/43

### Longest Pass Completion

98	Bill Wade (to John Farrington), (TD) 10/8/61
93	Jack Concannon (To Dick Gordon), (TD) 11/19/67
91	Ed Brown (to Willard Dewveall), (TD) 10/16/60

## Touchdown Passes

### Touchdown Passes, Lifetime

137	Sid Luckman, 1939-50
68	Bill Wade, 1961-66
63	Ed Brown, 1954-61

### Touchdown Passes, Season

28	Sid Luckman, 1943
24	Sid Luckman, 1947
23	Johnny Lujack, 1949

### Touchdown Passes, Game

7	Sid Luckman, 11/14/43
6	Johnny Lujack, 12/11/49
5	Ray Buivid, 12/5/37

### Consecutive Games, 1+ TD Pass

19	Sid Luckman, 11/22/42-11/26/44
14	Sid Luckman, 10/12/47-10/17/48

## Passes Had Intercepted

### Passes Had Intercepted, Lifetime

- 132 Sid Luckman, 1939-50
- 88 Ed Brown, 1954-61
- 70 George Blanda, 1949-58

### Passes Had Intercepted, Season

- 31 Sid Luckman, 1947
- 24 Bill Wade, 1962

### Passes Had Intercepted, Game

- 7 Edmund (Zeke) Bratkowski, 10/2/60
- 5 7 Players Tied

### Passes (none intercepted), Game

- 46 Bill Wade, 10/11/64
- 39 Vince Evans, 10/25/81
- 38 Bill Wade, 10/4/64

## Percentage, Intercepted

### Lowest Percentage, Lifetime (400+ passes)

- 4.69 Bill Wade, 1961-66 (66 int.; 1,407 att.)
- 5.13 Rudy Bukich, 1958-59, 62-68 (45 int.; 878 att.)
- 5.38 Vince Evans, 1977-81 (42 int.; 780 att.)
- 5.47 Jack Concannon, 1967-71 (52 int.; 951 att.)

### Lowest Percentage, Season (100+)

- 2.88 Rudy Bukich, 1965 (9 int.; 312 att.)
- 3.13 Mike Phipps, 1979 (8 int.; 255 att.)
- 3.37 Bill Wade, 1963 (12 int.; 356 att.)
- 4.00 Bobby Douglass, 1974 (4 int.; 100 att.)

## Average Gain Per Attempt

### Average Gain, Lifetime (400+ passes)

- 8.42 Sid Luckman, 1939-50
- 8.23 Bernie Masterson, 1934-40
- 7.79 Johnny Lujack, 1948-51

### Average Gain, Season (100+)

- 10.86 Sid Luckman, 1943
- 9.924 Sid Luckman, 1941
- 9.923 Ed Brown, 1956

### Average Gain, Game (10+)

- 17.09 Charlie O'Rourke, 11/22/42
- 16.88 Sid Luckman, 10/5/41
- 16.67 Gene Ronzani, 10/22/44

## PASS RECEIVING

### Pass Receptions, Lifetime

- 356 Johnny Morris, 1958-67
- 316 Mike Ditka, 1961-66
- 243 Walter Payton, 1975-81
- 238 Dick Gordon, 1965-71

### Pass Receptions, Season

- 93 Johnny Morris, 1964
- 75 Mike Ditka, 1964

### Pass Receptions, Game

- 14 Jim Keane, 10/23/49
- 13 Mike Ditka, 10/25/64

### Consecutive Games, 1+

- 49 Mike Ditka, 12/3/61-10/10/65
- 30 Johnny Morris, 12/15/63-9/11/66

## Yards Gained

### Yards Gained, Lifetime

- 5,059 Johnny Morris, 1958-67
- 4,616 Harlon Hill, 1954-61

### Seasons, 1,000+ Yards

- 2 Harlon Hill, 1954, 56
- 1 3 Players Tied

### Yards Gained, Season

- 1,200 Johnny Morris, 1964
- 1,128 Harlon Hill, 1956
- 1,124 Harlon Hill, 1954

### Games 100+ Yards, Lifetime

- 19 Harlon Hill, 1954-61
- 15 Johnny Morris, 1958-67
- 14 Mike Ditka, 1961-66

### Consecutive Games, 100+

- 3 Harlon Hill, 11/11/56-11/25/56
- 2 7 Players Tied

### Games, 100+ Yards, Season

- 7 Harlon Hill, 1954
- 6 Harlon Hill, 1956
- Johnny Morris, 1964

### Yards Gained, Game

- 214 Harlon Hill, 10/31/54
- 201 Johnny Morris, 11/18/62
- 198 Harlon Hill, 10/21/56

## 150-Yard Pass Receiving Games

10/31/54	Harlon Hill	7-214	12/15/63	Johnny Morris	8-171
11/18/62	Johnny Morris	10-201	10/25/64	Mike Ditka	13-168
10/21/56	Harlon Hill	9-198	10/25/53	Jim Dooley	6-164
11/25/56	Harlon Hill	7-195	11/20/60	Willard Dewveall	6-163
10/23/49	Jim Keane	14-193	12/14/47	Jim Keane	7-161
11/12/61	Mike Ditka	9-190	11/15/70	Dick Gordon	5-158
11/8/64	Johnny Morris	10-183	12/7/47	George McAfee	9-157
11/19/67	Dick Gordon	4-178	12/9/62	Mike Ditka	6-155
10/29/50	Ken Kavanaugh	8-177	10/30/55	Harlon Hill	8-151
10/19/81	Marcus Anderson	6-176	12/16/51	Gene Schroeder	4-150
12/11/49	John Hoffman	8-174			

### Longest Pass Reception

- 98 John Farrington (from Bill Wade).  
(TD) 10/8/61  
93 Dick Gordon (from Jack Concannon).  
(TD) 11/19/67  
91 Willard Dewveal (from Ed Brown)  
(TD) 10/16/60

### Average Gain

#### Average Gain, Lifetime (75+ rec.)

- 22.38 Ken Kavanaugh, 1940-41, 45-50  
21.67 Ray (Scooter) McLean, 1940-47

#### Average Gain, Season (30+)

- 25.56 Ken Kavanaugh, 1947  
24.98 Harlon Hill, 1954

#### Average Gain, Game (4+)

- 44.75 Dick Gordon, 11/19/67  
37.50 Gene Schroeder, 12/16/51

### Touchdowns

#### Touchdowns, Lifetime

- 50 Ken Kavanaugh, 1940-41, 45-50  
40 Harlon Hill, 1954-61

#### Touchdowns, Season

- 13 Ken Kavanaugh, 1947  
Dick Gordon, 1970  
12 Harlon Hill, 1954  
Mike Ditka, 1961

#### Touchdowns, Game

- 4 Harlon Hill, 10/31/54  
Mike Ditka, 10/13/63  
3 6 Players Tied

#### Consecutive Games, 1+ TD

- 7 Ken Kavanaugh, 11/2/47-12/14/47  
5 Mike Ditka, 10/22/61-11/19/61

## INTERCEPTIONS BY

#### Interceptions By, Lifetime

- 37 Richie Petitbon, 1959-68  
27 Bennie McRae, 1962-70  
26 Dave Whitself, 1961-66

#### Interception By, Season

- 9 Roosevelt Taylor, 1963  
8 Clyde (Bulldog) Turner, 1942  
Johnny Lujack, 1948  
Richie Petitbon, 1963

#### Interceptions By, Game

- 3 Hank Margarita, 11/11/45  
Johnny Lujack, 9/26/48  
Richie Petitbon, 9/24/67  
Curtiss Gentry, 11/19/67  
Ross Brupbacher, 12/12/76

### Consecutive Games, 1+

- 4 Clyde (Bulldog) Turner, 9/27/42-10/18/42  
S J Whitman, 12/13/53-10/10/54  
Ken Gorgal, 10/9/55-10/30/55  
Erich Barnes, 10/12/58-11/2/58  
Richie Petitbon, 12/10/61-9/23/62  
Charlie Ford, 10/28/73-11/18/73

### Yards Returned

#### Yards Returned, Lifetime

- 643 Richie Petitbon, 1959-68  
485 Bennie McRae, 1962-70  
414 Roosevelt Taylor, 1961-69

#### Yards Returned, Season

- 212 Richie Petitbon, 1962  
182 J. C. Caroline, 1956  
172 Don Kindt, 1953  
Roosevelt Taylor, 1963

#### Yards Returned, Game

- 101 Richie Petitbon, 12/9/62  
96 Clyde (Bulldog) Turner, 10/26/47  
Roosevelt Taylor, 10/20/68  
89 Bennie McRae, 10/24/65

### Longest Interception Return

- 101 Richie Petitbon, (TD) 12/9/62  
96 Clyde (Bulldog) Turner, (TD) 10/26/47  
Roosevelt Taylor, (TD) 10/20/68  
92 Todd Bell, (TD) 11/22/81

### Touchdowns

#### Touchdowns, Lifetime

- 4 Bennie McRae, 1962-70  
3 Richie Petitbon, 1959-68  
Roosevelt Taylor, 1961-69

#### Touchdowns, Season

- 2 Jerry Weatherly, 1950  
J. C. Caroline, 1956  
Bennie McRae, 1967

#### Touchdowns, Game

- 1 By many players. Last:  
Al Harris, 12/20/81

## PUNTING

### Punts

#### Punts, Lifetime

- 833 Bobby Joe Green, 1962-73  
747 Bob Parsons, 1972-81  
343 Ed Brown, 1954-61  
243 Fred (Curley) Morrison, 1950-53

#### Punts, Season

- 114 Bob Parsons, 1981 (NFL)  
99 Bob Parsons, 1976  
96 Bob Parsons, 1978  
93 Bob Parsons, 1975



## Punts, Game

- 14 Keith Molesworth, 12/10/33
- 11 Ed Brown, 11/29/59
- Bobby Joe Green, 12/2/73
- Bob Parsons, 12/12/76
- Bob Parsons, 11/22/81

## Yards Punting

### Yards Punting, Lifetime

- 35,057 Bobby Joe Green, 1962-73
- 28,870 Bob Parsons, 1972-81
- 13,912 Ed Brown, 1954-61
- 10,170 Fred (Curley) Morrison, 1950-53

### Yards Punting, Season

- 4,531 Bob Parsons, 1981
- 3,726 Bob Parsons, 1976
- 3,625 Bob Parsons, 1975

### Yards Punting, Game

- 517 Keith Molesworth, 12/10/33
- 476 Bob Parsons, 11/6/77
- 471 George Gulyanics, 11/14/48
- 441 Bob Parsons, 10/5/75

### Longest Punt

- 94 Joe Lintzenich, 11/16/31
- 79 George McAfee, 11/17/40
- 78 Sid Luckman, 10/31/43

## Average

### Average, Lifetime (75+ punts)

- 44.53 George Gulyanics, 1947-52
- 42.09 Bobby Joe Green, 1962-73
- 41.85 Fred (Curley) Morrison, 1950-53

### Average, Season (30+ punts)

- 46.47 Bobby Joe Green, 1963
- 44.52 Bobby Joe Green, 1964
- 44.22 George Gulyanics, 1948

### Average, Game (4+ punts)

- 57.25 Fred (Curley) Morrison, 11/16/52
- 53.40 Ed Brown, 10/30/60
- 52.43 Bobby Joe Green, 12/1/63

## Punts Had Blocked

### Punts Had Blocked, Lifetime

- 5 Ed Brown, 1954-61
- Bob Parsons, 1972-81
- 4 Fred (Curley) Morrison, 1950-53
- Bob Parsons, 1972-80

### Punts Had Blocked, Season

- 2 Fred (Curley) Morrison, 1953
- Ed Brown, 1960
- Jon Kilgore, 1968
- Bob Parsons, 1977

### Punts Had Blocked, Game

- 2 Jon Kilgore, 12/8/68

- 1 By many players. Last:  
Bob Parsons, 11/11/79

## PUNT RETURNS

### Punt Returns, Lifetime

- 112 George McAfee, 1940-41, 45-50
- 104 Johnny Morris, 1958-67
- 103 Steve Schubert, 1975-79

### Punt Returns, Season

- 43 Jeff Fisher, 1981
- 42 Virgil Livers, 1975

### Punt Returns, Game

- 7 George McAfee, 10/15/50
- Ron Smith, 10/15/72
- Steve Schubert, 12/4/77
- 6 6 Players Tied

## Fair Catches

### Fair Catches, Lifetime

- 47 Steve Schubert, 1975-79
- 32 Gale Sayers, 1965-71
- 24 Cecil Turner, 1968-73

### Fair Catches, Season

- 21 Steve Schubert, 1978
- 20 Jeff Fisher, 1981
- 17 Cecil Turner, 1968

### Fair Catches, Game

- 4 Cecil Turner, 10/28/68
- Steve Schubert, vs. G.B., 10/8/78
- Steve Schubert, vs G.B., 12/10/78
- 3 7 Players Tied

## Yards Returned

### Yards Returned, Lifetime

- 1,431 George McAfee, 1940-41, 45-50
- 893 Johnny Morris, 1958-67
- 866 Steve Schubert, 1975-79

### Yards Returned, Season

- 509 Jeff Fisher, 1981
- 456 Virgil Livers, 1975
- 417 George McAfee, 1948

### Yards Returned, Game

- 134 Gale Sayers, 12/12/65
- 108 George McAfee, 10/10/48
- 102 Ray (Scooter) McLean, 10/11/42

### Longest Punt Return

- 89 Ray (Scooter) McLean, (TD) 10/11/42
- 88 Jeff Fisher, (TD) 9/20/81
- 85 Gale Sayers, (TD) 12/12/65

## Average Return

### Average Return, Lifetime (25+)

- 14.81 Ray (Scooter) McLean, 1940-47
- 14.48 Gale Sayers, 1965-71

**Average Return, Season (1+ Per Game)**

15.80 Harry Clark, 1943

14.88 Gale Sayers, 1965

**Highest Average Return, Game (3+)**

36.00 George McAfee, 10/10/48

34.00 Ray (Scooter) McLean, 10/11/42

26.80 Gale Sayers, 12/12/65

**Touchdowns****Touchdowns, Lifetime**

3 Ray (Scooter) McLean, 1940-47

Steve Schubert, 1975-79

2 George McAfee, 1940-41, 45-50

Gale Sayers, 1965-71

Steve Schubert, 1975-78

**Touchdowns, Season**

1 By many players

**Touchdowns, Game**1 By many players. Last:  
Jeff Fisher, vs T.B., 9/20/81**KICKOFF RETURNS****Kickoff Returns, Lifetime**

108 Cecil Turner, 1968-73

91 Gale Sayers, 1965-71

85 Ron Smith, 1965, 70-72

**Kickoff Returns, Season**

31 Cecil Turner, 1971

30 Ron Smith, 1972

**Kickoff Returns, Game**

8 Brian Baschnagel, 11/6/77

6 Charlie Sumner, 11/27/55

Ron Smith 11/19/72

Brian Baschnagel, 11/13/77

5 9 Players Tied

**Yards Returned****Yards Returned, Lifetime**

2,781 Gale Sayers, 1965-71

2,616 Cecil Turner, 1968-73

2,263 Ron Smith, 1965, 70-72

**Yards Returned, Season**

924 Ron Smith, 1972

754 Brian Baschnagel, 1976

752 Cecil Turner, 1970

718 Gale Sayers, 1966

**Yards Returned, Game**

208 Ron Smith, 11/19/72

185 Brian Baschnagel, 11/6/77

178 Ron Smith, 12/17/72

170 Gale Sayers, 10/17/65

**Longest Kickoff Return**

103 Gale Sayers, (TD) 9/17/67

100 Don Bingham, (TD) 11/18/56

99 Willie Galimore, (TD) 10/4/58

**Average Return****Average Return, Lifetime (25+)**

30.56 Gale Sayers, 1965-71

26.62 Ron Smith, 1965, 70-72

25.58 Willie Galimore, 1957-63

24.87 Len Walterscheid, 1977-79

**Average Return, Season (1+ per game)**

37.69 Gale Sayers, 1967

32.70 Cecil Turner, 1970

31.71 Walter Payton, 1975

**Average Return, Game (3+)**

52.00 Cecil Turner, 9/19/70

48.67 Dick Gordon, 9/16/66

48.33 Gale Sayers, 12/3/67

**Touchdowns****Touchdowns, Lifetime**

6 Gale Sayers, 1965-71

4 Cecil Turner, 1968-73

**Touchdowns, Season**

4 Cecil Turner, 1970

3 Gale Sayers, 1967

2 Gale Sayers, 1966

**Touchdowns, Game**1 By many players. Last:  
Dave Williams, vs. Det., 11/27/80**FUMBLES****Fumbles, Lifetime**

35 Rick Casares, 1955-64

34 Willie Galimore, 1957-63

Gale Sayers, 1965-71

28 Bobby Douglass, 1969-75

**Fumbles, Season**

14 Gary Huff, 1974

13 Carl Garrett, 1973

12 Chick Jagade, 1954

Rudy Bukich, 1965

**Fumbles, Game**

4 Hugh Gallarneau, 12/1/46

Rudy Bukich, 12/5/65

3 9 Players Tied

**Total Fumbles Recovered****Fumbles Recovered, Lifetime**

27 Dick Butkus, 1965-73 (2-own, 25-opp)

21 Joe Fortunato, 1955-66 (21-opp)

17 Bill George, 1952-65 (1-own, 16-opp)

**Fumbles Recovered, Season**

- 7 Dick Butkus. 1965 (1-own, 6-opp)
- Gary Huff. 1974 (7-own)
- 6 Don Kindt. 1947 (3-own, 3-opp)
- Jack Concannon. 1970 (6-own)

**Fumbles Recovered, Game**

- 3 Gary Huff. (3-own) 9/15/74
- Virgil Livers. (3-own) 10/5/75
- 2 By many players.

**Own Fumbles Recovered****Own Fumbles Recovered, Lifetime**

- 13 Gale Sayers. 1965-71
- 10 Ed Brown. 1954-61
- 9 Johnny Morris. 1958-67
- Ron Bull. 1962-70

**Own Fumbles Recovered, Season**

- 7 Gary Huff. 1974
- 6 Jack Concannon. 1970
- 5 Bobby Douglass. 1972

**Own Fumbles Recovered, Game**

- 3 Gary Huff. 9/15/74
- Virgil Livers. 10/5/75

**Opponents' Fumbles Recovered****Opponents' Fumbles Recovered, Lifetime**

- 25 Dick Butkus. 1965-73
- 21 Joe Fortunato. 1955-66
- 16 Bill George. 1952-65

**Opponents' Fumbles Recovered, Season**

- 6 Dick Butkus. 1965
- 5 Ed O'Bradovich. 1962
- 4 7 Players Tied

**Opponents' Fumbles Recovered, Game**

- 2 By many players. Last:
- Al Harris, 11/8/81

**Yards Returned  
(Total Fumbles)****Yards Returned, Lifetime**

- 128 Charlie Sumner. 1955. 58-60 (128-opp)
- 111 Ed Sprinkle. 1944-55 (1-own, 110-opp)
- 84 Larry Brink. 1954 (84-opp)

**Yards Returned, Season**

- 101 Charlie Sumner. 1958 (101-opp)
- 84 Larry Brink. 1954 (84-opp)
- 62 Bill Garrett. 1950 (62-opp)

**Yards Returned, Game**

- 86 Charlie Sumner. 12/7/58
- 84 Larry Brink. 11/28/54
- 62 Bill Garrett. 11/5/50

**Yards Returned (Own Fumbles)****Yards Returned, Lifetime**

- 36 John Adams. 1959-62
- 24 Ike Hill. 1973-74
- 22 Ron Bull. 1962-70

**Yards Returned, Season**

- 36 John Adams. 1961
- 24 Ike Hill. 1973
- 21 Ron Bull. 1962

**Yards Returned, Game**

- 36 John Adams. 11/19/61
- 24 Ike Hill. 11/12/73
- 21 Ron Bull. 11/4/62

**Longest Return, Own Fumble**

- 36 John Adams. 11/19/61
- 24 Ike Hill. 11/12/73
- 21 Ron Bull. 11/4/62

**Yards Returned  
(Opponents' Fumbles)****Yards Returned, Lifetime**

- 128 Charlie Sumner. 1955. 58-60
- 110 Ed Sprinkle. 1944-55
- 84 Larry Brink. 1954

**Yards Returned, Season**

- 101 Charlie Sumner. 1958
- 84 Larry Brink. 1954
- 62 Bill Garrett. 1950

**Yards Returned, Game**

- 86 Charlie Sumner. 12/7/58
- 84 Larry Brink. 11/28/54
- 62 Bill Garrett. 11/5/50

**Longest Return (Opponents' Fumble)**

- 98 George Halas. (TD) 11/4/23
- 86 Charlie Sumner. (TD) 12/7/58
- 84 Larry Brink. (TD) 11/28/54

**Touchdowns (Total Fumbles)****Touchdowns, Lifetime**

- 2 Fred Evans. 1948 (2-opp)
- Ken Kavanaugh. 1940-41. 45-50 (2-own)
- Ed Sprinkle. 1944-55 (2-opp)
- Mike Ditka. 1961-66 (2-own)

**Touchdowns, Season**

- 2 Fred Evans. 1948 (2-opp)

**Touchdowns, Game**

- 2 Fred Evans. (2-opp) 11/28/48
- 1 By many players. Last:
- Alan Page (opp) 12/14/80

**Touchdowns (Own Fumbles)****Touchdowns, Lifetime**

- 2 Ken Kavanaugh. 1940-41. 45-50
- Mike Ditka. 1961-66

**Touchdowns, Season**

- 1 By many players.

**Touchdowns, Game**

- 1 By many players. Last:  
Johnny Musso, 11/31/76

### Touchdowns (Opponents' Fumbles)

**Touchdowns, Lifetime**

- 2 Fred Evans, 1948  
Ed Sprinkle, 1944-55

**Touchdowns, Season**

- 2 Fred Evans, 1948

**Touchdowns, Game**

- 2 Fred Evans, 11/28/48
- 1 By many players. Last:  
Alan Page, 12/14/80

### TAKEAWAYS

(Interceptions and Opponents' Fumbles Recovered)

**Takeaways, Lifetime**

- 47 Dick Butkus, 1965-73  
(22-int, 25-opp fum rec)
- 44 Richie Petitbon, 1959-68  
(37-int, 7-opp fum rec)
- 37 Joe Fortunato, 1955-66  
(16-int, 21-opp fum rec)

**Takeaways, Season**

- 12 Roosevelt Taylor, 1963  
(9-int, 3-opp fum rec)
- 11 Dick Butkus, 1965  
(5-int, 6-opp fum rec)
- 10 Richie Petitbon, 1963  
(8-int, 2-opp fum rec)  
Ross Brupbacher, 1977  
(7-int, 3-opp fum rec)

**Takeaways, Game**

- 4 Bill George, (2-int, 2-opp fum rec)  
12/3/61
- 3 9 Players Tied

### COMBINED NET YARDS GAINED

(Includes Attempts and Yards Gained on Rushes, Pass Receptions and Returns of Interceptions, Punts, Kickoffs and Fumbles)

**Attempts****Attempts, Lifetime**

- 2,464 Walter Payton, 1975-81
- 1,579 Rick Casares, 1955-64
- 1,234 Gale Sayers, 1965-71  
977 Ron Bull, 1962-70

**Attempts, Season**

- 400 Walter Payton, 1979
- 383 Walter Payton, 1978
- 380 Walter Payton, 1981
- 373 Walter Payton, 1977
- 363 Walter Payton, 1980
- 327 Walter Payton, 1976

**Attempts, Game**

- 41 Walter Payton, 11/20/77  
Walter Payton, 10/7/79
- 40 Walter Payton, 11/26/81
- 39 Walter Payton, 10/25/81
- 37 Walter Payton, 11/7/76
- 34 Walter Payton, 11/13/77  
Walter Payton, 12/11/77

**Yards Gained****Yards Gained, Lifetime**

- 12,317 Walter Payton, 1975-81
- 9,435 Gale Sayers, 1965-71
- 8,276 Johnny Morris, 1958-67
- 7,308 Rick Casares, 1955-64

**Yards Gained, Season**

- 2,440 Gale Sayers, 1966
- 2,272 Gale Sayers, 1965
- 2,216 Walter Payton, 1977
- 1,923 Walter Payton, 1979
- 1,875 Walter Payton, 1978

**Yards Gained, Game**

- 339 Gale Sayers, vs. Minn., 12/18/66
- 336 Gale Sayers, vs. S.F., 12/12/65
- 300 Walter Payton, vs. N.O., 12/12/75

## Team Records

### OFFENSE WON-LOST

- + Winning Percentage, Season  
1.000 1934 (13 games) 13-0  
1942 (11 games) 11-0
- Winning Percentage, Season  
.071 1969 (14 games) 1-13

**Consecutive Games Won**

- 17 Nov. 26, 1933-Dec. 2, 1934
- 16 Nov. 9, 1941-Dec. 6, 1942

**Consecutive Games Without Losing**

- 24 Nov. 9, 1941-Nov. 14, 1943

**Consecutive Games Lost**

- 8 Dec. 15, 1968-Nov. 2, 1969  
Sept. 25-Nov. 12, 1978

**Consecutive Games Without Winning**  
10 Nov. 23, 1929-Sept. 28, 1930

## SCORING

**Most Points, Season**  
409 1965 (14 games)  
396 1941 (11 games)

**Fewest Points, Season**  
133 1933 (13 games)  
151 1932 (14 games)

**Most Points, Game**  
61 vs. S.F., Dec. 12, 1965  
vs. G.B., Dec. 7, 1980

## Touchdowns

**Most Touchdowns, Season**  
56 1941 (11 games)  
54 1965 (14 games)

**Fewest Touchdowns, Season**  
16 1933 (13 games)  
18 1974 (14 games)

**Most Touchdowns, Game**  
9 vs. S.F., Dec. 12, 1965  
vs. G.B., Dec. 7, 1980

## Extra Points

**Most Extra Points, Season**  
52 1965 (14 games)  
51 1948 (12 games)

**Fewest Extra Points, Season**  
15 1933 (13 games)  
16 1932 (14 games)

**Extra Points Missed, Season**  
11 1939 (11 games)  
1941 (11 games)

**Extra Points (no misses), Season**  
37 1955 (12 games)

**Extra Points, Game**  
8 vs. N.Y., Nov. 14, 1943  
vs. Wash., Oct. 26, 1947

**Extra Points Missed, Game**  
3 vs. Phil., Oct. 13, 1935 (3/6)  
vs. N.Y., Nov. 8, 1936 (1/4)  
vs. Pitt., Oct. 2, 1939 (2/5)  
vs. Chi., Cards, Oct. 12, 1941 (5/8)  
vs. Clev., Nov. 9, 1941 (1/4)

## Field Goals

**+ Field Goals, Season**  
25 1968 (14 games)  
**- Field Goals, Season**  
0 1944 (10 games)  
1947 (12 games)

Since 1961:  
8 1969 (14 games)

**Field Goals, Game**  
5 vs. Det., Dec. 3, 1961  
vs. Phil., Oct. 20, 1968

**Field Goals Attempted, Season**  
36 1968 (14 games)

**Fewest Attempted, Season**  
0 1944 (10 games)

Since 1961:  
13 1974 (14 games)

**Field Goals Attempted, Game**  
7 vs. G.B., Nov. 17, 1963

## Safeties

**Most Safeties, Season**  
2 1933 (13 games)  
1938 (11 games)  
1952 (12 games)  
1969 (14 games)  
1976 (14 games)

**Most Safeties, Game**  
2 vs. Pit., Nov. 9, 1969

## FIRST DOWNS

**+ First Downs, Season**  
286 1980 (16 games)  
278 1981 (16 games)  
263 1947 (12 games)  
262 1978 (16 games)  
1979 (16 games)  
257 1963 (14 games)  
1965 (14 games)

**- First Downs, Season**  
114 1937 (11 games)  
115 1933 (13 games)  
Since 1961:  
175 1967 (14 games)

**+ First Downs, Game**  
33 vs. G.B. Packers, Dec. 7, 1980  
30 vs. N.Y. Yanks, Dec. 9, 1951

**- First Downs, Game**  
2 vs. G.B. Packers, Dec. 10, 1933

## Rushing

**+ First Downs Rushing, Season**  
141 1950 (12 games)  
1951 (12 games)

**- First Downs Rushing, Season**  
55 1970 (14 games)

**+ First Downs Rushing, Game**  
19 vs. G.B., Nov. 6, 1955  
vs. G.B., Oct. 30, 1977

- **First Downs Rushing, Game**  
0 vs. Chi. Cards, Oct. 14, 1945  
vs. Balt., Oct. 5, 1957

### Passing

- + **First Downs Passing, Season**  
144 1954 (12 games)  
141 1964 (14 games)
- **First Downs Passing, Season**  
41 1940 (11 games)  
48 1942 (11 games)  
54 1972 (14 games)
- + **First Downs Passing, Game**  
21 vs. Dall., Nov. 18, 1962
- **First Downs Passing, Game**  
0 vs. G.B., Nov. 7, 1937  
vs. G.B., Sept. 28, 1941

### By Penalty

- + **First Downs By Penalty, Season**  
32 1963 (14 games)
- **First Downs By Penalty, Season**  
5 1939 (11 games)  
Since 1961:  
12 1972 (14 games)  
1977 (14 games)

- First Downs By Penalty, Game**  
9 vs. Clev., Nov. 25, 1951

## NET YARDS GAINED (RUSHING & PASSING)

- + **Yards Gained, Season**  
5,053 1947 (12 games)  
4,897 1965 (14 games)
- **Yards Gained, Season**  
2,641 1937 (11 games)  
Since 1961:  
3,129 1973 (14 games)
- + **Yards Gained, Game**  
682 vs. N.Y. Giants, Nov. 14, 1943
- **Yards Gained, Game**  
24 vs. Det., Nov. 22, 1981

### RUSHING Attempts

- Most Attempts, Season**  
634 1978 (16 games)
- Fewest Attempts, Season**  
353 1954 (12 games)  
1970 (14 games)

- Most Attempts, Game**  
72 vs. Brk., Oct. 20, 1935
- Fewest Attempts, Game**  
14 vs. Minn., Dec. 13, 1964

### Yards Gained

- Most Yards Gained, Season**  
2,847 1934 (13 games)
- Fewest Yards Gained, Season**  
1,092 1970 (14 games)
- Most Yards Gained, Game**  
408 vs. Brk., Oct. 20, 1935
- Fewest Yards Gained, Game**  
1 vs. L.A., Oct. 26, 1952

### Average Gain

- Highest Average Gain, Season**  
5.19 1934 (13 games)  
4.75 1968 (14 games)
- Lowest Average Gain, Season**  
3.08 1953 (12 games)  
3.09 1970 (14 games)
- Highest Average Gain, Game**  
13.75 vs. Cin., Sept. 30, 1934
- Lowest Average Gain, Game**  
0.03 vs. L.A., Oct. 26, 1952

### Touchdowns

- Most Touchdowns, Season**  
30 1941 (11 games)  
27 1965 (14 games)
- Fewest Touchdowns, Season**  
3 1933 (13 games)  
1970 (14 games)
- Most Touchdowns, Game**  
6 vs. Det., Oct. 19, 1941

## PASSING

### Passes

- Most Passes, Season**  
494 1964 (14 games)
- Fewest Passes, Season**  
147 1937 (11 games)  
Since 1961:  
205 1972 (14 games)
- Most Passes, Game**  
59 vs. N.Y. Giants, Oct. 23, 1949
- Fewest Passes, Game**  
4 vs. Det., Oct. 15, 1967

### Completions

- Most Completions, Season**  
282 1964 (14 games)

**Fewest Completions, Season**

56 1937 (11 games)

Since 1961:

78 1972 (14 games)

**Most Completions, Game**

34 vs. N.Y. Giants, Oct. 23, 1949

**Fewest Completions, Game**

1 vs. G.B., Oct. 27, 1935

vs. Det., Nov. 25, 1937

vs. G.B., Sept. 18, 1938

vs. G.B., Sept. 28, 1941

vs. Phil., Dec. 10, 1972

**Completion Percentage****Highest Percentage, Season**

57.1 1964 (14 games), 282 of 494

**Lowest Percentage, Season**

29.7 1934 (13 games), 57 of 192

**Highest Percentage, Game (10+ comp.)**

83.3 vs. G.B., Dec. 7, 1980, 20 of 24

**Lowest Percentage, Game (10+ passes)**

11.7 vs. Den., Dec. 12, 1976, 2 of 17

**Yards Passing  
(Net Since 1952)****Most Yards Passing, Season**

3,104 1954 (12 games)

**Fewest Yards Passing, Season**

955 1934 (13 games)

1,108 1972 (14 games)

**Most Yards Passing, Game**

488 vs. N.Y. Giants, Nov. 14, 1943

**Fewest Yards Passing, Game**

-16 vs. Hous., Nov. 6, 1977

**Times Sacked****Most Times Sacked, Season**

55 1969 (14 games)

**Fewest Times Sacked, Season**

20 1963 (14 games)

**Most Times Sacked, Game**

9 vs. Minn., Nov. 2, 1969

vs. Den., Dec. 5, 1971

**Yards Lost Attempting To Pass****+ Yards Lost, Season**

439 1969 (14 games)

**- Yards Lost, Season**

109 1947 (12 games)

175 1972 (14 games)

**+ Yards Lost, Game**

70 vs. Den., Dec. 5, 1971

**Touchdown Passes****+ Touchdown Passes, Season**

29 1947 (12 games)

**- Touchdown Passes, Season**

5 1950 (12 games)

**+ Touchdown Passes, Game**

7 vs. N.Y., Nov. 14, 1943

**Passes Had Intercepted****+ Passes Had Intercepted, Season**

35 1947 (12 games)

1954 (12 games)

**- Passes Had Intercepted, Season**

11 1941 (11 games)

12 1945 (10 games)

1965 (14 games)

**+ Passes Had Intercepted, Game**

8 vs. Det., Sept. 22, 1968

**Percentage, Intercepted****+ Percentage, Intercepted, Season**

14.95 1942 (11 games)

**- Percentage, Intercepted, Season**

3.32 1965 (14 games)

**Average Gain Per Pass****+ Average Gain, Season**

10.21 1941 (11 games)

**- Average Gain, Season**

4.97 1934 (13 games)

5.02 1969 (14 games)

**PUNTING  
Punts****Most Punts, Season**

114 1981 (16 games)

100 1976 (14 games)

96 1978 (16 games)

94 1975 (14 games)

**Fewest Punts, Season**

32 1941 (11 games)

58 1965 (14 games)

**Most Punts, Game**

17 vs. G.B., Oct. 22, 1933

14 vs. G.B., Dec. 10, 1933

**Fewest Punts, Game**

0 vs. G.B., Nov. 6, 1955

vs. N.Y., Nov. 28, 1965

vs. Det., Oct. 1, 1972

**Average****Highest Average, Season**

46.47 1963 (14 games)

**Lowest Average, Season**

35.73 1945 (10 games)

**+ Average, Game (4+ punts)**

57.25 vs. L.A., Nov. 16, 1952

**- Average, Game (4+ punts)**

25.00 vs. Card-Pitt., Dec. 3, 1944

**PUNT RETURNS****Most Returns, Season**

60 1950 (12 games)

57 1970 (14 games)

**Fewest Returns, Season**

19 1968 (14 games)

**Most Returns, Game**

11 vs. Chi. Cards, Oct. 8, 1950

**Fair Catches****Most Fair Catches, Season**

28 1967 (14 games)

**Fewest Fair Catches, Season**

3 1975 (14 games)

**Most Fair Catches, Game**

6 vs. St. L., Oct. 31, 1966

vs. Minn., Dec. 10, 1967

**Yards Returned****Most Yards, Season**

781 1948 (12 games)

**Fewest Yards, Season**

81 1968 (14 games)

**Most Yards, Game**

151 vs. Chi. Cards, Oct. 12, 1941

**Fewest Yards, Game**

- 6 vs. Minn., Dec. 19, 1965

**Average Return****Highest Average, Season**

20.22 1941 (11 games)

**Lowest Average, Season**

3.40 1957 (12 games)

**Touchdowns****Most Touchdowns, Season**

2 1941 (11 games)

**Most Touchdowns, Game**1 in many games. Last:  
vs. T.B., Sept. 20, 1981**KICKOFF RETURNS****Most Returns, Season**

74 1975 (14 games)

94 / CHICAGO

**Fewest Returns, Season**

20 1942 (11 games)

26 1963 (14 games)

**Most Returns, Game**

10 vs. Chi. Cards, Nov. 27, 1955

**Fewest Returns, Game**

0 vs. Pitt., Oct. 26, 1941

vs. Clev., Nov. 29, 1942

vs. G.B., Nov. 7, 1943

vs. G.B., Sept. 26, 1948

vs. G.B., Sept. 25, 1949

vs. S.F., Nov. 19, 1950

vs. Balt., Oct. 10, 1954

**Yards Returned****Most Yards, Season**

1,644 1975 (14 games)

**Fewest Yards, Season**

424 1963 (14 games)

**Most Yards, Game**

304 vs. G.B., Nov. 9, 1952

**Fewest Yards, Game**

0 in many games. Last:

vs. Minn., Oct. 1, 1967

**Average Return****Highest Average Return, Season**

29.38 1972 (14 games)

**Lowest Average Return, Season**

16.31 1963 (14 games)

**Touchdowns****Most Touchdowns, Season**

4 1970 (14 games)

**Most Touchdowns, Game**

2 vs. G.B., Sept. 22, 1940

vs. G.B., Nov. 9, 1952

**FUMBLES****Most Fumbles, Season**

56 1938 (11 games)

**Fewest Fumbles, Season**

16 1963 (14 games)

**Most Fumbles, Game**

8 vs. Chi. Cards, Sept. 11, 1938

**Total Fumbles Recovered****Most Recovered, Season**

51 1938 (11 games)

**Fewest Recovered, Season**

15 1943 (10 games)

16 1978 (16 games)

20 1969 (14 games)



**Most Recovered, Game**

- 8 vs. Clev., Nov. 24, 1940
- vs. Balt., Dec. 5, 1965
- vs. N.Y. Giants, Dec. 18, 1977

**Own Fumbles Recovered****Most Own Recovered, Season**

- 37 1938 (11 games)
- 19 1942 (11 games)

**Fewest Own Recovered, Season**

- 5 1955 (12 games)
- 1963 (14 games)

**Most Own Recovered, Game**

- 7 vs. Chi. Cards, Sept. 11, 1938
- vs. N.Y. Giants, Dec. 18, 1977

**Opponents' Fumbles Recovered****Most Opponents' Recovered, Season**

- 26 1952 (12 games)
- 24 1962 (14 games)
- 1965 (14 games)

**Fewest Opponents' Recovered, Season**

- 6 1943 (10 games)
- 11 1969 (14 games)

**Most Opponents' Recovered, Game**

- 5 vs. Clev., Sept. 15, 1939
- vs. Det., Nov. 22, 1942
- vs. Phil., Oct. 12, 1947
- vs. Chi. Cards, Dec. 14, 1952
- vs. G.B., Nov. 6, 1955
- vs. Chi. Cards, Nov. 29, 1959
- vs. Den., Sept. 30, 1973

**Fumbles Lost****Most Lost, Season**

- 26 1973 (14 games)

**Fewest Lost, Season**

- 8 1978 (16 games)
- 1979 (16 games)
- 10 1956 (12 games)
- 1960 (12 games)

**Most Lost, Game**

- 5 vs. Chi. Cards, Dec. 1, 1940
- vs. Chi. Cards, Dec. 7, 1941
- vs. G.B., Nov. 9, 1947
- vs. Det., Nov. 23, 1952
- vs. Det., Dec. 14, 1958
- vs. Dall., Sept. 16, 1973

**Touchdowns****(Total Fumbles Recovered)****Touchdowns (Total Fumbles), Season**

- 5 1942 (11 games)

**Touchdowns (Total Fumbles), Game**

- 2 vs. Wash., Nov. 28, 1948

**PENALTIES****Most Penalties, Season**

- 122 1948 (12 games)

**Fewest Penalties, Season**

- 57 1955 (12 games)
- 69 1962 (14 games)

**Most Penalties, Game**

- 22 vs. Phil., Nov. 26, 1944

**Fewest Penalties, Game**

- 0 vs. Clev., Oct. 9, 1938
- vs. Minn., Oct. 23, 1972

**Yards Penalized****Most Yards Penalized, Season**

- 1,194 1968 (14 games)

**Fewest Yards Penalized, Season**

- 498 1955 (12 games)
- 574 1972 (14 games)

**Most Yards Penalized, Game**

- 170 vs. Phil., Nov. 26, 1944

**Fewest Yards Penalized, Game**

- 0 vs. Clev., Oct. 9, 1938
- vs. Minn., Oct. 23, 1972

**DEFENSE  
SCORING****Most Points Allowed, Season**

- 379 1964 (14 games)
- 1975 (14 games)

**Fewest Points Allowed, Season**

- 44 1932 (14 games)

**Most Points Allowed, Game**

- 53 vs. Chi. Cards, Nov. 27, 1955

**Touchdowns****Most TDs Allowed, Season**

- 48 1975 (14 games)

**Fewest TDs Allowed, Season**

- 6 1932 (14 games)

**Most TDs Allowed, Game**

- 7 vs. Chi. Cards, Nov. 27, 1955
- vs. Balt., Oct. 4, 1958
- vs. G.B., Sept. 30, 1962
- vs. Balt., Sept. 27, 1964
- vs. S.F., Sept. 19, 1965

**Extra Points****Most Allowed, Season**

- 47 1975 (14 games)

**Fewest Allowed, Season**

- 4 1932 (14 games)

**Most Missed by Opponents, Season**

6 1955 (12 games)

**Most Allowed, Game**7 vs. G.B., Sept. 30, 1962  
vs. Balt., Sept. 27, 1964**Most Missed by Opponents, Game**

3 vs. Clev., Nov. 24, 1940 (1/4)

**Field Goals****Most FGs Allowed, Season**

25 1973 (14 games)

**Fewest FGs Allowed, Season**0 1932 (14 games)  
1942 (11 games)**Most FGs Allowed, Game**5 vs. Wash., Nov. 14, 1971  
vs. Minn., Sept. 23, 1973**Most Opponents' FGs Attempted, Season**

41 1971 (14 games)

**Fewest Opponents' FGs Attempted, Season**2 1942 (11 games)  
17 1963 (14 games)**Most Opponents' FGs Attempted, Game**

7 vs. Dall., Nov. 24, 1968

**Safeties****Most Allowed, Season**2 in 7 seasons. Last:  
1974 (14 games)**Most Allowed, Game**1 in many games. Last:  
vs. Minn., Dec. 12, 1981**FIRST DOWNS****Most Allowed, Season**290 1981 (16 games)  
285 1980 (16 games)  
282 1978 (16 games)  
1975 (14 games)**Fewest Allowed, Season**98 1942 (11 games)  
196 1963 (14 games)**Most Allowed, Game**

30 vs. L.A., Oct. 24, 1954

**Fewest Allowed, Game**3 vs. Clev., Oct. 9, 1938  
vs. Det., Nov. 23, 1941**Rushing****Most Allowed, Season**

138 1973 (14 games)

**Fewest Allowed, Season**35 1942 (11 games)  
80 1961 (14 games)**Most Allowed, Game**19 vs. Minn., Oct. 17, 1965  
vs. Den., Dec. 12, 1976**Fewest Allowed, Game**0 vs. Clev., Oct. 10, 1937  
vs. Chi. Cards, Dec. 6, 1942  
vs. Det., Oct. 28, 1945**Passing****Most Allowed, Season**

149 1980 (16 games)

**Fewest Allowed, Season**

33 1943 (10 games)

**Most Allowed, Game**18 vs. Det., Nov. 5, 1950  
vs. Dall., Oct. 31, 1971**Fewest Allowed, Game**0 vs. N.Y., Oct. 31, 1937  
vs. Clev., Oct. 9, 1938  
vs. Det., Oct. 30, 1938  
vs. Det., Nov. 24, 1938  
vs. Det., Nov. 23, 1941  
vs. Wash., Nov. 21, 1943  
vs. Pitt., Nov. 25, 1945  
vs. G.B., Sept. 25, 1949**By Penalty****Most Allowed, Season**

36 1968 (14 games)

**Fewest Allowed, Season**10 1953 (12 games)  
Since 1961:  
18 1963 (14 games)  
1970 (14 games)  
1971 (14 games)  
1976 (14 games)**Most Allowed, Game**

7 vs. Phil., Nov. 26, 1944

**NET YARDS ALLOWED  
(RUSHING & PASSING)****Most Yards Allowed, Season**

5,394 1981 (16 games)

**Fewest Yards Allowed, Season**1,703 1942 (11 games)  
3,176 1963 (14 games)**Most Yards Allowed, Game**

557 vs. L.A., Oct. 24, 1954

**Fewest Yards Allowed, Game**

54 vs. Pitt., Oct. 2, 1939

## RUSHING

### Attempts

**Most Opp. Attempts, Season**

564 1978 (16 games)

**Fewest Opp. Attempts, Season**

294 1942 (11 games)

400 1965 (14 games)

**Most Opp. Attempts, Game**

59 vs. Den., Dec. 12, 1976

**Fewest Opp. Attempts, Game**

13 vs. L.A., Oct. 11, 1964

### Yards Allowed

**Most Yards Allowed, Season**

2,509 1973 (14 games)

**Fewest Yards Allowed, Season**

519 1942 (11 games)

**Most Yards Allowed, Game**

393 vs. Det., Nov. 26, 1936

**Fewest Yards Allowed, Game**

-17 vs. Chi. Cards, Dec. 6, 1942

### Average Gain

**Highest Opp. Gain, Season**

5.28 1955 (12 games)

**Lowest Opp. Gain, Season**

1.77 1942 (11 games)

**Highest Opp. Gain, Game**

8.03 vs. Clev., Nov. 25, 1951

**Lowest Opp. Gain, Game**

-0.89 vs. Chi. Cards, Dec. 6, 1942

### Touchdowns

**Most TDs Allowed, Season**

25 1975 (14 games)

**Fewest TDs Allowed, Season**

3 1932 (14 games)

**Most TDs Allowed, Game**

5 vs. G.B., Sept. 30, 1962

vs. G.B., Nov. 4, 1962

## PASSING

### Passes

**Most Opp. Passes, Season**

525 1981 (16 games)

**Fewest Opp. Passes, Season**

187 1933 (13 games)

296 1969 (14 games)

**Most Opp. Passes, Game**

54 vs. S.F., Nov. 13, 1966

**Fewest Opp. Passes, Game**

3 vs. N.Y., Nov. 17, 1935

vs. Det., Nov. 28, 1935

### Completions

**Most Comp. Allowed, Season**

239 1978 (16 games)

**Fewest Comp. Allowed, Season**

59 1935 (12 games)

150 1969 (14 games)

**Most Comp. Allowed, Game**

29 vs. L.A., Nov. 26, 1950

**Fewest Comp. Allowed, Game**

0 Chi. Cards, Oct. 15, 1933

vs. Bos., Nov. 5, 1933

vs. G.B., Sept. 25, 1949

### Completion Percentage

**Highest Opp. Percentage, Season**

59.1 1970 (14 games)

**Lowest Opp. Percentage, Season**

30.4 1935 (12 games)

**Highest Opp. Percentage, Game (10+ comp.)**

86.7 vs. Balt., Sept. 27, 1964

**Lowest Opp. Percentage, Game (10+ pass.)**

0.0 vs. G.B., Sept. 25, 1949

### Yards Passing (Net Since 1952)

**Most Yards Allowed, Season**

3,248 1981 (16 games)

**Fewest Yards Allowed, Season**

691 1933 (13 games)

1,674 1973 (14 games)

**Most Yards Allowed, Game**

411 vs. Wash., Oct. 26, 1947

**Fewest Yards Allowed, Game**

-12 vs. G.B., Nov. 4, 1973

-1 vs. Pitt., Nov. 25, 1945

### Sacks

**Most Sacks, Season**

49 1976 (14 games)

**Fewest Sacks, Season**

23 1972 (14 games)

**Most Sacks, Game**

9 vs. G.B., Dec. 13, 1970

vs. S.L., Dec. 16, 1979

### Yards Lost Att. To Pass

**Most Opp. Lost, Season**

479 1957 (12 games)

Most Yards, Season  
585 1941 (11 games)  
537 1963 (14 games)  
Fewest Yards, Season  
107 1945 (10 games)  
111 1960 (12 games)  
129 1970 (14 games)

**Yards Returned**

Most Interceptions, Season  
37 1935 (12 games)  
36 1963 (14 games)  
Fewest Interceptions, Season  
10 1960 (12 games)  
1964 (14 games)  
Most Interceptions By, Game  
7 vs. G. B., Sept. 22, 1940  
vs. Det., Nov. 22, 1942  
vs. Chi. Cards, Dec. 5, 1954  
vs. St. L., Sept. 19, 1967

**INTERCEPTIONS BY**

Most Interceptions, Season  
98 1981 (16 games)  
97 1978 (16 games)  
93 1977 (14 games)  
90 1979 (16 games)  
Fewest Opp. Pnts., Season  
42 1945 (10 games)  
Since 1961:  
62 1964 (14 games)  
1972 (14 games)  
Most Opp. Pnts., Game  
15 vs. N.Y., Nov. 17, 1935  
Fewest Opp. Pnts., Game  
0 vs. Det., Dec. 2, 1956  
vs. G. B., Sept. 24, 1967

**Average Gain**

Most Allowed, Game  
27 1961 (14 games)  
27 1961 (14 games)  
Fewest Allowed, Season  
2 1934 (13 games)  
7 1977 (14 games)  
10 1963 (14 games)  
Most Allowed, Game  
4 in many games. Last  
vs. Mia., Nov. 2, 1975

**Touchdown Passes**

Most Allowed, Season  
107 vs. Det., Nov. 20, 1960  
Most Opp. Lost, Game  
154 1953 (12 games)  
Fewest Opp. Lost, Season

**Touchdowns**

Most Yards, Game  
149 vs. L.A., Oct. 11, 1964  
Most Touchdowns, Season  
4 1939 (11 games)  
1960 (12 games)  
1963 (14 games)  
Most Touchdowns, Game  
2 vs. Phil., Oct. 2, 1938  
vs. Chi. Cards, Nov. 26, 1939  
vs. Phil., Nov. 30, 1941  
vs. Den., Dec. 20, 1981

**PUNTING****Punts**

Most Opp. Pnts., Season  
98 1981 (16 games)  
97 1978 (16 games)  
93 1977 (14 games)  
90 1979 (16 games)  
Fewest Opp. Pnts., Season  
42 1945 (10 games)  
Since 1961:  
62 1964 (14 games)  
1972 (14 games)  
Most Opp. Pnts., Game  
15 vs. N.Y., Nov. 17, 1935  
Fewest Opp. Pnts., Game  
0 vs. Det., Dec. 2, 1956  
vs. G. B., Sept. 24, 1967

**Average**

Highest Opp. Average, Season  
46.58 1964 (14 games)  
Lowest Opp. Average, Season  
36.29 1976 (14 games)  
Highest Opp. Average, Game (4+ punts)  
54.50 vs. S.F., Nov. 19, 1961  
Lowest Opp. Average, Game (4+ punts)  
25.50 vs. Phil., Nov. 30, 1958

**PUNT RETURNS**

Most Opp. Returns, Season  
65 1981 (16 games)  
Fewest Opp. Returns, Season  
20 1941 (11 games)  
Most Opp. Returns, Game  
9 vs. Chi. Cards, Nov. 29, 1959

**Fair Catches**

Most Opp. Fair Catches, Season  
26 1972 (14 games)

1973 (14 games)

**Fewest Opp. Fair Catches, Season**

7 1980 (16 games)

**Most Opp. Fair Catches, Game**

6 vs. G.B., Dec. 16, 1973

### Yards Allowed

**Most Yards Allowed, Season**

633 1974 (14 games)

**Fewest Yards Allowed, Season**

106 1969 (14 games)

**Most Yards Allowed, Game**

147 vs. G.B., Nov. 8, 1959

### Average Return

**Highest Opp. Return, Season**

17.00 1941 (11 games)

**Lowest Opp. Return, Season**

3.79 1969 (14 games)

### Touchdowns

**Most Allowed, Season**

2 1933 (13 games)

1941 (11 games)

1947 (12 games)

1952 (12 games)

1954 (12 games)

**Most Allowed, Game**

1 in many games. Last:

vs. L.A., Sept. 28, 1981

### KICKOFF RETURNS

**Most Opp. Returns, Season**

72 1965 (14 games)

**Fewest Opp. Returns, Season**

32 1971 (14 games)

**Most Opp. Returns, Game**

9 vs. Bos., Nov. 21, 1948

vs. Balt., Oct. 21, 1956

**Fewest Opp. Returns, Game**

0 in 9 games. Last:

vs. G.B., Dec. 16, 1973

### Yards Allowed

**Most Allowed, Season**

1,563 1965 (14 games)

**Fewest Allowed, Season**

435 1940 (11 games)

700 1945 (10 games)

1974 (14 games)

**Most Allowed, Game**

254 vs. L.A., Oct. 13, 1963

### Average Return

**Highest Opp. Return, Season**

27.81 1960 (12 games)

**Lowest Opp. Return, Season**

15.98 1946 (11 games)

17.54 1947 (12 games)

17.93 1968 (14 games)

17.94 1976 (14 games)

### Touchdowns

**Most TDs Allowed, Season**

1 in many seasons.

**Most TDs Allowed, Game**

1 in many games. Last:

vs. Hous., Nov. 6, 1977

### FUMBLES

**Most Opp. Fumbles, Season**

44 1952 (12 games)

**Fewest Opp. Fumbles, Season**

13 1960 (12 games)

**Most Opp. Fumbles, Game**

7 vs. Brk., Oct. 20, 1935

vs. Wash., Nov. 13, 1938

vs. Chi. Cards, Nov. 26, 1939

vs. Clev., Nov. 24, 1940

vs. Bos., Nov. 21, 1948

vs. L.A., Nov. 16, 1952

vs. L.A., Nov. 15, 1964

vs. L.A., Sept. 16, 1966

### PENALTIES

**Most Opp. Penalties, Season**

129 1980 (16 games)

**Fewest Opp. Penalties, Season**

34 1942 (11 games)

42 1941 (11 games)

Since 1961:

65 1962 (14 games)

**Most Opp. Penalties, Game**

21 vs. Clev., Nov. 25, 1951

**Fewest Opp. Penalties, Game**

0 in 13 games. Last:

vs. Minn., Dec. 3, 1972

### Yards Penalized

**Most Opp. Penalized, Season**

1,109 1980 (16 games)

**Fewest Opp. Penalized, Season**

110 1937 (11 games)

**Most Opp. Penalized, Game**

209 vs. Clev., Nov. 25, 1951

**Fewest Opp. Penalties, Game**

0 in 13 games. Last:

vs. Minn., Dec. 3, 1972

## CAREER LEADING PASSERS 200 + Passes

No.	Player	Seasons	Years	No.	Comp.	Pct. Comp.	Yards	Avg. Gain	TD	Pct. TD	Int.	Pct. Int.	Rating*
1	Sid Luckman	1939-50	12	1,744	904	51.8	14,686	8.42	137	7.9	132	7.6	75.0
2	Bill Wade	1961-66	6	1,407	767	54.5	9,958	7.08	68	4.8	66	4.7	73.4
3	Rudy Bukich	1958-59, 62-68	9	878	474	54.0	6,254	7.12	46	5.2	45	5.1	72.8
4	Johnny Lujack	1948-51	4	808	404	50.0	6,295	7.79	41	5.1	54	6.7	65.3
5	Vince Evans	1977-80	4	344	181	52.6	2,585	7.51	15	4.4	22	6.4	65.2
6	Vince Evans	1977-81	5	780	376	48.2	4,939	6.33	26	3.3	42	5.4	57.1
7	Mike Phipps	1977-81	5	482	253	52.5	2,806	5.82	15	3.1	27	5.6	57.1
8	Bernie Masterson	1934-40	7	409	156	38.1	3,366	8.23	34	8.3	38	9.3	57.1
9	Jack Concannon	1957-71	7	951	486	51.1	5,222	5.49	31	3.3	52	5.5	55.6
10	Bob Avellini	1975-81	7	1,037	522	50.3	6,739	6.50	33	3.2	66	6.4	55.1
11	George Blanda	1949-58	10	988	445	45.0	5,936	6.01	48	4.9	70	7.1	51.4
12	Keith Molesworth	1931-37	7	226	86	38.1	1,486	6.58	17	7.5	19	8.4	51.3
13	Gary Huff	1973-76	4	614	310	50.5	3,271	5.33	12	2.0	34	5.5	50.1
14	Bobby Douglass	1969-75	7	895	376	42.0	4,932	5.51	30	3.4	51	5.7	47.6
15	Zeke Bratkowski	1954, 57-60, 72	6	537	263	49.0	3,639	6.78	24	4.5	58	10.8	46.6
16	Steve Romanik	1950-53	4	237	93	39.2	1,572	6.63	7	3.0	22	9.3	33.6

\*based on official NFL rating system.

## 1982 RECORD NOTES

## CAREER LEADING RUSHERS 1,000+ Yards

No.	Player (Pos.)	Seasons	Years	Att.	Yards	Avg.	TD
1	Walter Payton (hb)	1975-81	7	2,204	9,608	4.36	71
2	Rick Casares (fb)	1955-64	10	1,386	5,675	4.08	49
3	Gale Sayers (hb)	1965-71	7	991	4,956	5.00	39
4	Roland Harper (fb)	1975-78, 80-81	6	754	3,037	4.03	15
5	Willie Galimore (hb)	1957-63	7	670	2,985	4.46	26
6	Ronnie Bull (hb-fb)	1962-70	9	787	2,871	3.65	9
7	Bronko Nagurski (fb)	1930-37, 43	9	633	2,778	4.39	18
8	Bobby Douglass (qb)	1969-75	7	373	2,470	6.62	20
9	Ray Nolting (hb)	1936-43	8	508	2,285	4.50	10
10	George Gulyanics (hb)	1947-52	6	509	2,081	4.09	19
11	Gary Famiglietti (fb-hb)	1938-45	8	505	1,927	3.82	20
12	Beattie Feathers (hb)	1934-37	4	320	1,846	5.77	14
13	Bill Osmanski (fb)	1939-43, 46-47	7	368	1,753	4.76	20
14	George McAfee (hb)	1940-41, 45-50	8	341	1,685	4.94	22
15	Jack Manders (fb-hb)	1933-40	8	451	1,586	3.42	11
16	Hugh Gallarneau (hb)	1941-42, 45-47	5	343	1,421	4.14	26
17	John Hoffman (fb-hb)	1949-56	8	317	1,366	4.31	7
18	Joe Maniaci (fb-hb)	1938-41	4	260	1,295	4.98	12
19	Harry Clark (hb)	1940-43	4	262	1,209	4.61	8
20	Gene Ronzani (qb-hb-fb)	1933-38, 44-45	8	260	1,153	4.43	1
21	Julie Rykovich (hb)	1949-51	3	293	1,133	3.87	17
22	John (Kayo) Dottley (fb)	1951-53	3	250	1,122	4.49	7
23	Keith Mclesworth (hb-qb)	1931-37	7	348	1,105	3.18	7
24	Jim Harrison (fb)	1971-74	4	308	1,099	3.57	4
25	Bobby Watkins (hb)	1955-57	3	235	1,041	4.43	11
26	Johnny Morris (hb-wr)	1958-67	10	224	1,040	4.64	5
27	Fred (Curley) Morrison (fb-hb)	1950-53	4	285	1,022	3.59	6
28	Joe Marconi (fb)	1962-66	5	275	1,002	3.64	9
29	Carl Garrett (hb)	1973-74	2	271	1,001	3.69	6

## CAREER LEADING INTERCEPTORS 15+ Interceptions

No.	Player (Pos.)	Seasons	Years	No.	Yards	Avg.	TD
1	Richie Petitbon (s)	1959-68	10	37	643	17.4	3
2	Bennie McCrae (cb)	1962-70	9	27	485	18.0	4
3	Dave Whitsell (cb)	1961-66	6	26	397	15.3	2
4	George McAfee (db)	1940-41, 45-50	8	25	350	14.0	1
5	J. C. Carolina (db)	1956-65	10	24	405	16.9	2
6	Doug Buffone (lb)	1966-79	14	24	211	8.8	0
7	Roosevelt Taylor (s)	1961-69	9	23	414	18.0	3
8	Allan Ellis (cb)	1973-77, 79-80	7	22	185	8.4	1
9	Dick Butkus (lb)	1965-73	9	22	166	7.5	0
10	Don Kindt (db-lb)	1947-55	9	21	348	16.6	1
11	Gary Fencik (s)	1976-1981	6	21	270	12.9	1
12	Ray (Scooter) McLean (db)	1940-47	8	18	258	14.3	0
13	Bill George (fb)	1952-65	14	18	144	8.0	0
14	Sid Luckman (db)	1939-50	12	17	310	18.2	*2
15	Clyde (Bulldog) Turner (lb)	1940-52	13	17	298	17.5	2
16	Noah Mullins (db)	1946-48	3	16	308	19.3	1
17	Charlie Sumner (db)	1955, 58-60	4	16	251	15.7	0
18	Joe Fortunato (lb)	1955-66	12	16	156	9.8	1
19	Joe Taylor (cb)	1967-74	8	15	178	11.9	0

### CAREER LEADING SCORERS 100+ Points

No.	Player (Pos.)	Seasons	Years	— TOUCHDOWNS —	Rush	Rec.	Ret.	XP	FG	Pts.
1	George Blanda (k-qb)	1949-58	10	5	0	0	0	247/250	88/201	541
2	Walter Payton (rb)	1975-81	7	71	7	0	0	0/0	0/0	468
3	Mac Percival (k)	1967-73	7	0	0	0	0	159/162	99/162	456
4	Bob Thomas (k)	1975-81	7	0	0	0	0	169/187	87/145	430
5	Roger Leclerc (k)	1960-66	7	0	0	0	0	152/158	75/146	377
6	Jack Manders (fb-qb-db-k)	1933-40	8	11	6	2	2	133/x	40/367	354
7	Rick Casares (fb)	1955-64	10	49	10	0	0	0/0	0/0	354
8	Gale Sayers (fb)	1965-71	7	39	9	8	8	0/0	0/0	336
9	Ken Kavanaugh (e)	1940-41, 45-50	8	50	2	2	2	1/1	0/0	313
10	Johnny Lujack (qb-k)	1948-51	4	21	0	0	0	130/136	4/9	268
11	Horton Hill (e)	1954-61	8	40	0	0	0	0/0	0/0	240
12	George McAfee (fb-db)	1940-41, 45-50	8	22	11	6	6	0/0	0/0	234
13	Ray (Scooter) McLean (fb-db)	1940-47	8	6	21	3	3	45/54	0/1	225
14	Willie Gallimore (fb)	1957-63	7	26	10	1	1	0/0	0/0	222
15	Johnny Morris (fb-wr)	1958-67	10	5	31	1	1	0/0	0/0	222
16	Mike Ditka (te)	1961-66	6	0	34	2	2	0/0	0/0	216
17	Hugh Gallarneau (fb)	1941-42, 45-47	5	26	7	2	2	0/0	0/0	210
18	Dick Gordon (wr)	1965-71	7	0	35	0	0	0/0	0/0	210
19	Bill McCoy (e)	1952-59	8	0	25	1	1	0/0	0/0	156
20	Jim Keane (e)	1946-51	6	0	23	0	0	0/0	0/0	138
21	Gary Farnighetti (fb-db)	1938-45	8	20	1	0	0	1/2	0/0	127
22	Bal Osmanski (fb)	1939-43, 46-47	7	20	0	0	0	0/0	0/0	127
23	George Givyanics (fb)	1947-52	6	19	2	2	2	0/0	0/0	126
24	Bobby Douglass (qb)	1969-75	7	20	0	0	0	1/1	0/0	121
25	Bill Karr (e)	1933-38	6	18	1	1	1	0/0	0/0	120
26	James Scott (wr)	1976-80	5	0	20	0	0	0/0	0/0	120
27	Joe Maniaci (fb-db)	1938-41	4	12	0	2	2	24/25	3/6	117
28	Harry Clark (fb-db)	1940-43	4	8	9	2	2	1/1	0/0	114
29	Julie Rykovich (fb)	1949-51	3	17	2	0	0	0/0	0/0	112
30	Bronko Nagurski (fb)	1930-37, 43	9	18	0	0	0	4/x	0/0	108
31	George Wilson (e)	1937-46	7	15	3	3	3	0/0	0/0	108
32	Billy Stone (fb)	1951-54	4	10	0	0	0	0/0	0/0	108
33	Roland Harper (fb)	1975-78, 80-81	6	15	3	0	0	0/0	0/0	108
34	John Hoffman (fb-e-db)	1949-56	8	7	9	1	1	0/0	0/0	104
35	John Aveni (k-e)	1959-60	2	0	0	0	0	51/57	17/35	102

\*complete figures unavailable. \*includes safety.

### CAREER LEADING PUNT RETURNERS 20+ Punt Returns

No.	Player	Seasons	Years	No.	Yards	Avg.	TD
1	Ray (Scooter) McLean	1940-47	8	42	622	14.8	3
2	Gale Sayers	1965-71	7	27	391	14.5	2
3	George McAfee	1940-41, 45-50	8	112	1,431	12.8	2
4	Jeff Fisher	1981	1	43	509	11.8	1
5	J. R. Boone	1948-51	4	56	635	11.3	0
6	Hugh Gallarneau	1941-42, 45-47	5	24	243	10.1	0
7	Johnny Morris	1958-67	10	104	893	8.6	1
8	Virgil Livers	1975-79	5	86	738	8.6	0
9	Steve Schubert	1975-79	5	103	866	8.4	3
10	Lenny Walterscheid	1977-80	4	56	418	7.5	0
11	Lenny Walterscheid	1977-81	5	57	424	7.4	0
12	Jon Arnett	1964-66	3	45	298	6.6	0
13	Eddie Maccon	1952-53	2	24	142	5.9	0



## CAREER LEADING PUNTERS

### 70+ Punts

No.	Name	Seasons	Years	No.	Yards	Avg.
1	George Gulyanics	1947-52	6	113	5,032	44.5
2	Bobby Joe Green	1962-73	12	833	35,057	42.1
3	Fred (Curley) Morrison	1950-53	4	243	10,170	41.9
4	Ed Brown	1954-61	8	343	13,912	40.6
5	Edmund (Zeke) Bratkowski	1954, 57-60, 72	6	76	3,023	39.8
6	Bob Parsons	1972-81	10	747	28,870	38.6
7	Sid Luckman	1939-50	12	230	8,842	38.4

## CAREER LEADING KICKOFF RETURNERS

### 20+ Kickoff Returns

No.	Player	Seasons	Years	No.	Yards	Avg.	TD
1	Gale Sayers	1965-71	7	91	2,781	30.6	6
2	Eddie Macon	1952-53	2	22	672	30.6	0
3	Harry Clark	1940-43	4	23	643	28.0	0
4	Frank Minini	1947-48	2	23	631	27.4	0
5	Ron Smith	1965, 70-72	4	85	2,263	26.6	1
6	Leon Campbell	1952-54	3	24	638	26.6	1
7	Ken Grandberry	1974	1	22	568	25.8	0
8	Willie Galimore	1957-63	7	43	1,100	25.6	1
9	Charlie Bivins	1960-66	7	62	1,531	24.7	0
10	Lenny Walterscheid	1977-81	5	34	833	24.5	0
11	Cecil Turner	1968-73	6	108	2,616	24.2	4
12	Brian Baschnagel	1976-81	6	86	2,060	24.0	1
13	Roosevelt Taylor	1961-69	9	25	598	23.9	0
14	Ron Drzewiecki	1955, 57	2	38	906	23.8	0
15	Jon Arnett	1964-66	3	22	520	23.6	0
16	Ike Hill	1973-74	2	27	637	23.6	1
17	Dick Gordon	1965-71	7	58	1,362	23.5	0
18	Johnny Morris	1958-67	10	54	1,267	23.5	0

## CAREER LEADING RECEIVERS (YARDAGE)

No.	Player (Pos.)	Seasons	Years	Yards	No.	Avg.	TD
1	Johnny Morris (wr)	1958-67	10	5,059	356	14.2	31
2	Harlon Hill (wr)	1954-61	8	4,616	226	20.4	40
3	Mike Ditka (te)	1961-66	6	4,503	316	14.3	34
4	Ken Kavanaugh (e)	1940-41, 45-50	8	3,626	162	22.4	50
5	Dick Gordon (wr)	1965-71	7	3,550	238	14.9	35
6	Jim Dooley (wr)	1952-54, 56-57, 59-62	9	3,172	211	15.0	16
7	James Scott (wr)	1976-80	5	3,158	175	18.0	20
8	Jim Keane (e)	1946-51	6	3,031	206	14.7	23
9	Bill McColl (e)	1952-59	8	2,815	201	14.0	25
10	Ray (Scooter) McLean (rb)	1940-47	8	2,232	103	21.7	21
11	Walter Payton (rb)	1975-81	7	2,170	243	8.9	7
12	George Farmer (wr)	1970-75	6	1,909	113	16.9	10
13	Gene Schroeder (e)	1951-52, 54-57	6	1,870	104	18.0	13
14	John Hoffman (e)	1949-56	8	1,870	136	13.8	9
15	Brian Baschnagel (wr)	1976-81	6	1,707	111	15.4	7
16	Rick Casares (fb)	1955-64	10	1,538	182	8.5	10
17	Ron Bull (rb)	1962-70	9	1,404	163	8.6	4
18	Bob Wallace (wr)	1968-72	5	1,403	109	12.9	9
19	George Wilson (e)	1937-46	10	1,342	111	12.1	15
20	Gale Sayers (rb)	1965-71	7	1,307	112	11.7	9

## CAREER LEADING RECEIVERS (CATCHES)

### 100+ Pass Receptions

No.	Player (Pos.)	Seasons	Years	No.	Yards	Avg.	TD
1	Johnny Morris (rb-wr)	1958-67	10	356	5,059	14.2	31
2	Mike Ditka (te)	1961-66	6	316	4,503	14.3	34
3	Walter Payton (rb)	1975-81	7	243	2,170	8.9	7
4	Dick Gordon (wr)	1965-71	7	238	3,550	14.9	35
5	Harlon Hill (e)	1954-61	8	226	4,616	20.4	40
6	Jim Dooley (wr)	1952-54, 56-57, 59-62	9	211	3,172	15.0	16
7	Jim Keanes (e)	1946-51	6	206	3,031	14.7	23
8	Bill McColl (e)	1952-59	8	201	2,815	14.0	25
9	Rick Casares (fb)	1955-64	10	182	1,538	8.5	10
10	James Scott (wr)	1976-80	5	175	3,158	18.0	20
11	Ronnie Bull (hb-fb)	1962-70	9	163	1,404	8.6	4
12	Ken Kavanaugh (e)	1940-41, 45-50	8	162	3,626	22.4	50
13	John Hoffman (e)	1949-56	8	136	1,870	13.8	9
14	Roland Harper (fb)	1975-78, 80-81	6	127	1,005	7.9	3
15	George Farmer (wr)	1970-75	6	113	1,909	16.9	10
16	Gale Sayers (hb)	1965-71	7	112	1,307	11.7	9
17	Brian Baschnagel (wr)	1976-81	6	111	1,707	15.4	7
18	George Wilson (e)	1937-46	10	111	1,342	12.1	15
19	Bob Wallace (wr)	1968-72	5	109	1,403	12.9	9
20	Gene Schroeder (e)	1951-52, 54-57	6	104	1,870	18.0	13
21	Ray (Scooter) McLean (rb)	1940-47	8	103	2,232	21.7	21

## SEASON-BY-SEASON STAT LEADERS

### ANNUAL RUSHING LEADERS

Year	Player	Yards	Att.	TD	Year	Player	No.	Yards	TD
1981	Payton, Walter	1,222	339	6	1956	Casares, Rick	1,126	234	12
1980	Payton, Walter	1,460	317	6	1955	Casares, Rick	672	125	4
1979	Payton, Walter	1,610	369	14	1954	Jagade, Chick	498	157	3
1978	Payton, Walter	1,395	333	11	1953	Morrison, Fred	307	95	2
1977	Payton, Walter	1,852	339	14	1952	Morrison, Fred	367	95	3
1976	Payton, Walter	1,390	311	13	1951	Dotley, John	670	127	3
1975	Payton, Walter	679	196	7	1950	Gulyanics, George	571	146	2
1974	Grandberry, Ken	475	144	2	1949	Gulyanics, George	452	102	5
1973	Garrett, Carl	655	175	5	1948	Gulyanics, George	439	119	4
1972	Douglass, Bobby	968	141	8	1947	Osmanski, Joe	328	64	1
1971	Shy, Don	420	116	2	1946	Gallarneau, Hugh	476	112	7
1970	Montgomery, Ross	229	62	0	1945	Margarita, Bob	497	112	3
1969	Sayers, Gale	1,032	236	8	1944	Margarita, Bob	463	88	4
1968	Sayers, Gale	856	138	2	1943	Clark, Harry	566	120	3
1967	Sayers, Gale	880	186	7	1942	Famighetti, Gary	503	118	8
1966	Sayers, Gale	1,231	229	8	1941	McAfee, George	474	65	9
1965	Sayers, Gale	867	166	14	1940	Nolling, Ray	373	78	2
1964	Arnett, Jon	400	119	1	1939	Osmanski, Bill	699	121	8
1963	Marconi, Joe	446	118	2	1938	Nolling, Ray	297	63	2
1962	Marconi, Joe	406	89	5		Francis, Sam	297	85	3
1961	Gilmore, Willie	707	153	4	1937	Nolling, Ray	424	106	2
1960	Casares, Rick	566	160	5	1936	Nagurski, Bronko	529	122	3
1959	Casares, Rick	699	177	10	1935	Ronzani, Gene	356	79	2
1958	Casares, Rick	651	176	2	1934	Feathers, Beattie	1,004	101	1
1957	Casares, Rick	700	204	6	1933	Nagurski, Bronko	553	128	1

# ANNUAL PASSING LEADERS

Year	Player	Yards	TD	INT.	Rating
1981	Evans, Vince	436	11	20	51.0
1980	Evans, Mike	278	11	16	66.1
1979	Phipps, Mike	255	9	8	69.7
1978	Avellini, Bob	264	5	16	54.6
1977	Avellini, Bob	293	11	18	61.7
1976	Avellini, Bob	271	8	15	49.7
1975	Avellini, Bob	126	6	11	57.4
1974	Huff, Gary	205	3	9	57.1
1974	Huff, Gary	283	6	17	50.4
1973	Douglass, Bobby	174	5	7	59.2
1972	Douglass, Bobby	198	9	12	49.5
1971	Douglass, Bobby	225	7	15	38.7
1970	Concannon, Jack	385	16	18	61.6
1969	Concannon, Jack	160	4	8	31.3
1968	Douglass, Bobby	148	5	8	50.9
1968	Concannon, Jack	143	5	9	49.8
1967	Concannon, Jack	166	6	14	51.0
1966	Bulich, Rudy	309	10	21	49.1
1965	Bulich, Rudy	312	20	9	93.6
1964	Bulich, Rudy	160	20	9	89.0
1963	Wade, Bill	356	15	12	73.8
1962	Wade, Bill	412	18	24	70.2
1961	Wade, Bill	250	18	24	70.2
1960	Brown, Ed	149	13	13	93.7
1959	Brown, Ed	247	7	11	50.1
1958	Brown, Ed	218	13	10	77.0
1958	Brown, Ed	102	10	17	51.0
1957	Brown, Ed	185	10	16	44.5
1956	Brown, Ed	168	6	16	83.1
1955	Brown, Ed	164	6	12	83.1
1954	Bratowski, Zeke	130	9	10	71.4
1954	Bratowski, Zeke	67	8	17	60.9
1953	Blanda, George	362	8	17	60.9
1952	Romanik, Steve	126	14	24	51.4
1951	Lujack, Johnny	176	4	8	34.5
1950	Lujack, Johnny	176	3	8	59.9
1949	Lujack, Johnny	254	4	21	40.9
1948	Lujack, Johnny	312	23	22	75.9
1948	Lujack, Johnny	163	13	14	65.2
1947	Lujack, Johnny	323	24	31	67.6
1946	Lujack, Johnny	229	17	16	70.8
1945	Lujack, Johnny	217	14	10	82.6
1944	Lujack, Johnny	143	11	11	66.8
1943	Lujack, Johnny	202	28	12	107.8
1942	Lujack, Johnny	105	10	13	80.0
1941	Lujack, Johnny	119	9	6	95.5
1940	Lujack, Johnny	105	6	9	60.7
1939	Masterson, Bernie	113	5	9	49.6
1938	Masterson, Bernie	112	7	9	55.6
1937	Masterson, Bernie	72	6	7	55.8

## BEARS ON RADIO

All Bear games can be heard for the fifth year on WBBM Newsradio 78 (780kc) live with play-by-play description by Joe McConnell and analysis by Brad Palmer. Games are sandwiched around one-hour pre- and post-game shows.

## ANNUAL RECEIVING LEADERS CATCHES

Year	Player	No.	Yards	TD	Year	Player	Yards	Att.	TD
1981	Payton, Walter	41	379	2	1956	Hill, Harlon	47	1,128	11
1980	Payton, Walter	46	367	1	1955	Hill, Harlon	42	789	9
1979	Williams, Dave	42	354	5	1954	Hill, Harlon	45	1,124	12
1978	Payton, Walter	50	480	0	1953	Dooley, Jim	53	841	4
1977	Scott, James	50	809	3	1952	Schroeder, Gene	39	660	6
1976	Harper, Roland	29	291	1	1951	Hoffman, John	28	394	2
1975	Rather, Bo	39	685	2	1950	Keane, Jim	36	433	0
1974	Wade, Charlie	39	683	1	1949	Keane, Jim	47	696	6
1973	Garrett, Carl	23	292	0	1948	Keane, Jim	30	414	3
1972	Thomas, Earl	20	365	3	1947	Keane, Jim	64	910	10
1971	Farmer, George	46	737	5	1946	Kavanaugh, Ken	18	337	5
1970	Gordon, Dick	71	1,026	13	1945	Wilson, George	28	259	3
1969	Wallace, Bob	47	553	5	1944	Wilson, George	24	265	4
1968	Gordon, Dick	29	477	4	1943	Clark, Harry	23	535	7
1967	Gordon, Dick	31	524	5	1942	McLean, Ray	19	571	8
1966	Sayers, Gale	34	447	2	1941	Plasman, Dick	14	283	0
1965	Morris, Johnny	53	846	4	1940	Kavanaugh, Ken	12	276	3
1964	Morris, Johnny	93	1,200	10	1939	Plasman, Dick	19	403	3
1963	Ditka, Mike	59	794	8	1938	Karr, William	14	253	4
1962	Ditka, Mike	58	904	5	1937	McDonald, Lester	11	179	4
	Morris, Johnny	58	889	5	1936	Hewitt, Bill	15	358	0
1961	Ditka, Mike	56	1,076	12	1935	Johnsos, Luke	19	298	4
1960	Dewveall, Willard	43	804	3	1934	Hewitt, Bill	10	151	5
1959	Dooley, Jim	41	580	3	1933	Hewitt, Bill	16	273	2
1958	McCull, Bill	35	517	8	1932	Johnsos, Luke	24	321	2
1957	Dooley, Jim	37	530	1					

## ANNUAL RECEIVING LEADERS YARDAGE

Year	Player	Yards	No.	TD	Year	Player	Yards	No.	TD
1981	Margerum, Ken	584	39	1	1956	Hill, Harlon	1,128	47	1
1980	Scott, James	696	36	3	1955	Hill, Harlon	789	42	9
1979	Baschnagel, Brian	452	30	2	1954	Hill, Harlon	1,124	45	12
1978	Scott, James	759	42	5	1953	Dooley, Jim	841	53	4
1977	Scott, James	809	50	3	1952	Schroeder, Gene	660	39	6
1976	Scott, James	512	26	6	1951	Schroeder, Gene	461	24	3
1975	Rather, Bo	685	39	2	1950	Keane, Jim	433	36	0
1974	Wade, Charles	683	39	1	1949	Keane, Jim	696	47	6
1973	Thomas, Earl	343	24	4	1948	McAfee, George	227	17	2
1972	Farmer, George	380	14	2	1947	McAfee, George	490	32	1
1971	Farmer, George	737	46	5	1946	McLean, Ray	348	17	2
1970	Gordon, Dick	1,026	71	13	1945	Kavanaugh, Ken	539	35	6
1969	Wallace, Bob	553	47	5	1944	McLean, Ray	414	19	5
1968	Gordon, Dick	477	29	4	1943	Clark, Harry	535	23	7
1967	Gordon, Dick	534	31	5	1942	McLean, Ray	571	19	8
1966	Jones, Jimmie	504	28	5	1941	Kavanaugh, Ken	314	11	6
1965	Morris, Johnny	846	53	4	1940	Kavanaugh, Ken	276	12	3
1964	Morris, Johnny	1,200	93	10	1939	Plasman, Dick	403	19	3
1963	Ditka, Mike	794	59	8	1938	Karr, Bill	253	14	4
1962	Ditka, Mike	904	58	5	1937	Manske, Eggs	225	9	3
1961	Ditka, Mike	1,076	56	12	1936	Hewitt, Bill	358	15	6
1960	Dewveall, Willard	804	43	5	1935	Johnsos, Luke	298	19	4
1959	Dooley, Jim	580	41	3	1934	Hewitt, Bill	151	10	5
1958	McCull, Bill	517	35	8	1933	Hewitt, Bill	274	16	2
1957	Dooley, Jim	530	37	1					

Year	Player	TD	PAT	FG	Pts.
1981	Williams, Dave	23	486	19	10
1980	Williams, Dave	19	666	35	13
1979	Walterscheid, Len	17	427	0	17
1978	Baschnagel, Brian	20	455	0	26
1977	Baschnagel, Brian	23	557	0	77
1976	Baschnagel, Brian	19	754	0	74
1975	Payton, Walter	14	444	0	96
1974	Grandberry, Ken	22	568	0	78
1973	Hill, Ike	27	637	0	57
1972	Smith, Ron	30	924	0	57
1971	Smith, Ron	26	671	0	78
1970	Turner, Cecil	23	752	0	96
1969	Sayers, Gale	14	339	0	78
1968	Turner, Cecil	20	363	0	96
1967	Sayers, Gale	16	603	0	77
1966	Sayers, Gale	23	718	0	77
1965	Sayers, Gale	21	660	0	78
1964	Martin, Billy	24	534	0	96
1963	Bull, Ronnie	7	105	0	74
1962	Martin, Billy	25	515	0	96
1981	Player	0	19	10	49
1980	Thomas, Bob	0	35	13	94
1979	Payton, Walter	16	0	0	76
1978	Thomas, Bob	0	26	17	94
1977	Payton, Walter	16	0	0	96
1976	Payton, Walter	13	0	0	78
1975	Thomas, Bob	0	18	13	57
1974	Roder, Mirro	0	18	13	57
1973	Roder, Mirro	0	11	8	35
1972	Perchal, Mac	0	26	12	62
1971	Perchal, Mac	0	18	15	63
1970	Perchal, Mac	0	28	20	88
1969	Perchal, Mac	0	26	8	50
1968	Perchal, Mac	0	25	25	100
1967	Sayers, Gale	12	0	0	72
1966	Lecterc, Roger	0	24	18	78
1965	Sayers, Gale	22	0	0	132
1964	Morris, Johnny	8	0	0	60
1963	Dika, Mike	10	0	0	48
1962	Lecterc, Roger	0	36	13	75
1961	Dika, Mike	12	0	0	72
1960	Aveni, John	0	23	7	44
1959	Casares, Rick	12	0	0	72
1958	Galimore, Willie	1	0	0	72
1957	Blanda, George	1	23	14	71
1956	Casares, Rick	14	0	0	84
1955	Blanda, George	2	37	11	82
1954	Hill, Harlon	12	0	0	72
1953	Blanda, George	0	27	7	48
1952	Blanda, George	1	30	6	54
1951	Lujack, Johnny	7	10	0	52
1950	Lujack, Johnny	11	34	3	109

**ANNUAL SCORING LEADERS**

Year	Player	No.	Yards
1981	Williams, Dave	25	668
1980	Williams, Dave	17	292
1979	Walterscheid, Len	17	438
1978	Baschnagel, Brian	20	399
1977	Baschnagel, Brian	23	24.2
1976	Baschnagel, Brian	19	44.4
1975	Payton, Walter	14	23.6
1974	Grandberry, Ken	22	17.7
1973	Hill, Ike	27	28.7
1972	Smith, Ron	30	33.2
1971	Smith, Ron	26	27.2
1970	Turner, Cecil	23	14.9
1969	Sayers, Gale	14	20.0
1968	Turner, Cecil	20	30.8
1967	Sayers, Gale	16	37.0
1966	Sayers, Gale	23	23.7
1965	Sayers, Gale	21	25.4
1964	Martin, Billy	24	15.5
1963	Bull, Ronnie	7	23.3
1962	Martin, Billy	25	25.1
1961	Dika, Mike	12	151
1960	Aveni, John	0	25.2
1959	Casares, Rick	14	39.0
1958	Galimore, Willie	1	41.2
1957	Blanda, George	1	40.5
1956	Casares, Rick	14	40.1
1955	Blanda, George	2	39.8
1954	Hill, Harlon	12	42.7
1953	Blanda, George	0	42.6
1952	Blanda, George	1	42.3
1951	Lujack, Johnny	7	39.0
1950	Lujack, Johnny	11	39.7

**ANNUAL KICKOFF RETURN LEADERS**

Year	Player	No.	Yards
1981	Bivins, Charles	25	668
1980	Galimore, Willie	17	292
1979	Morris, Johnny	17	438
1978	Morris, Johnny	16	399
1977	Drzewiecki, Ron	13	24.2
1976	Drzewiecki, Ron	17	44.4
1975	Drzewiecki, Ron	25	23.6
1974	Jagade, Chick	11	17.7
1973	Maccon, Ed	13	28.7
1972	Maccon, Ed	9	33.2
1971	Maccon, Ed	9	27.9
1970	Morrison, Fred	13	27.2
1969	Hunsinger, John	23	14.9
1968	Oreyer, Fred	13	30.8
1967	Minni, Frank	12	37.0
1966	Minni, Frank	11	23.7
1965	Osmanski, Bill	8	20.3
1964	Margaria, Bob	10	15.5
1963	Margaria, Bob	12	23.3
1962	Clark, Harry	13	25.1
1961	Gallarneau, Hugh	6	151
1960	Morrison, Fred	7	39.0
1959	Morrison, Fred	7	41.2
1958	Brown, Ed	64	39.8
1957	Brown, Ed	34	40.1
1956	Brown, Ed	42	39.1
1955	Brown, Ed	44	40.1
1954	Brakowski, Zeke	39	41.0
1953	Morrison, Fred	65	42.6
1952	Morrison, Fred	64	42.3
1951	Morrison, Fred	57	39.0

**ANNUAL PUNTING LEADERS**

Year	Player	No.	Avg.
1981	Parsons, Bob	114	39.7
1980	Parsons, Bob	79	37.9
1979	Parsons, Bob	92	30.6
1978	Parsons, Bob	96	37.0
1977	Parsons, Bob	80	40.4
1976	Parsons, Bob	99	37.6
1975	Parsons, Bob	93	39.0
1974	Parsons, Bob	90	37.8
1973	Green, Bobby Joe	82	40.5
1972	Green, Bobby Joe	67	41.2
1971	Green, Bobby Joe	77	40.1
1970	Green, Bobby Joe	83	40.9
1969	Green, Bobby Joe	76	39.0
1968	Green, Bobby Joe	27	42.3
1967	Green, Bobby Joe	79	42.9
1966	Green, Bobby Joe	80	41.9
1965	Sayers, Gale	58	42.7
1964	Green, Bobby Joe	71	44.5
1963	Green, Bobby Joe	64	46.5
1962	Green, Bobby Joe	69	43.7
1961	Brown, Ed	56	42.2
1960	Brown, Ed	58	39.8
1959	Brown, Ed	64	41.2
1958	Brown, Ed	27	42.2
1957	Brown, Ed	34	40.1
1956	Brown, Ed	42	39.1
1955	Brown, Ed	44	40.1
1954	Brakowski, Zeke	39	41.0
1953	Morrison, Fred	65	42.6
1952	Morrison, Fred	64	42.3
1951	Morrison, Fred	57	39.0

BEARS / 107

## ANNUAL PUNT RETURN LEADERS

Year	Player	No.	Yards	Avg.	Year	Player	No.	Yards	Avg.
1960	Morris, Johnny	13	75	5.8	1960	Morris, Johnny	13	75	5.8
1981	Fisher, Jeff	43	509	11.8	1959	Morris, Johnny	14	171	12.2
1980	Walterscheid, Lenny	33	239	7.2	1958	Morris, Johnny	14	96	6.9
1979	Schubert, Steve	25	238	9.5	1957	Drzewiecki, Ron	22	64	2.9
1978	Schubert, Steve	27	229	8.5	1956	Jeter, Perry	6	66	11.0
1977	Schubert, Steve	31	291	9.4		Smith, Ray	6	66	11.0
1976	Livers, Virgil	28	205	7.3	1955	Drzewiecki, Ron	20	100	5.0
1975	Livers, Virgil	42	456	10.9	1954	Stone, Billy	14	40	2.9
1974	Hill, Ike	33	183	5.5	1953	Macon, Ed	17	68	4.0
1973	Hill, Ike	36	204	5.7	1952	White, Roy	23	117	5.1
1972	Smith, Ron	26	163	6.3	1951	White, Roy	14	131	9.4
1971	Smith, Ron	26	194	7.5	1950	McAfee, George	33	284	8.6
1970	Cole, Linzy	14	83	5.9	1949	McAfee, George	24	279	11.6
1969	Lyle, Garry	12	78	6.5	1948	McAfee, George	30	417	13.9
1968	Turner, Cecil	9	19	2.1	1947	McAfee, George	18	261	14.5
1967	Gordon, Dick	12	82	6.8	1946	Gallarneau, Hugh	10	99	9.9
1966	Arnett, Jon	15	58	3.9	1945	Margarita, Bob	7	66	9.4
1965	Sayers, Gale	16	238	14.9	1944	Grygo, Al	11	100	9.1
1964	Arnett, Jon	19	188	9.9	1943	Clark, Harry	10	158	15.8
1963	Morris, Johnny	16	164	10.3	1942	Gallarneau, Hugh	9	101	11.2
1962	Morris, Johnny	20	208	10.4	1941	Swisher, Bob	7	101	14.4
1961	Morris, Johnny	23	155	6.7		McAfee, George	5	158	31.6

## ANNUAL INTERCEPTION LEADERS

Year	Player	No.	Yards	Year	Player	No.	Yards
1981	Fencik, Gary	6	121		Taylor, Roosevelt	2	45
1980	Walterscheid, Lenny	4	84		McRae, Bennie	2	44
1979	Schmidt, Terry	6	44		George, Bill	2	28
	Fencik, Gary	6	31	1963	Taylor, Roosevelt	9	172
1978	Fencik, Gary	4	77	1962	Petitbon, Richie	6	212
1977	Ellis, Allan	6	23	1961	Whitsell, Dave	6	123
1976	Brupbacher, Ross	7	49	1960	Caroline, J. C.	3	31
1975	Clemons, Craig	2	109	1959	Barnes, Erich	5	67
	Plank, Doug	2	50	1958	Sumner, Charles	6	67
	Livers, Virgil	2	40	1957	Johnson, Jack	4	36
	Ellis, Allan	2	4	1956	Caroline, J. C.	6	182
1974	Clemons, Craig	4	84	1955	Sumner, Charles	7	162
1973	Lyle, Garry	5	62	1954	Whitman, S. J.	5	117
1972	Ford, Charlie	7	104	1953	Kindt, Don	6	172
1971	Ford, Charlie	5	46	1952	Dooley, Jim	5	30
1970	Buffone, Doug	4	33	1951	Schroeder, Gene	5	62
1969	Taylor, Joe	3	37	1950	Davis, Harper	5	59
	Daniels, Dick	3	37	1949	McAfee, George	6	76
	Youngblood, George	3	22	1948	Lujack, Johnny	8	131
1968	McRae, Bennie	4	41	1947	Mullins, Noah	6	113
1967	McRae, Bennie	5	94	1946	Farns, Tom	4	43
	Petitbon, Richie	5	93	1945	Margarita, Bob	6	79
	Taylor, Roosevelt	5	19	1944	Grygo, Al	4	79
1966	Petitbon, Richie	4	34	1943	Clark, Harry	5	32
1965	Butkus, Dick	5	84	1942	Turner, Clyde	8	96
1964	Caroline, J. C.	2	84	1941	McAfee, George	6	78
	Whitsell, Dave	2	57				

# BEAR HONOR ROLL

Below and on the following pages is a listing of 795 players who have been on the Chicago Bears' active roster for one or more National Football League games from 1920 thru the 1981 seasons. The asterisks indicate deceased players; ( ) indicates the number of seasons with the Bears; date indicates first Bear season.

Abbey, Joe (North Texas State) . . .	E	(2)	1948	Baynam, Craig (Georgia Tech) . . .	RB	(1)	1970
Adams, Mike (Northwestern) . . .	RB	(2)	1975	Becker, Dave (Iowa) . . . . .	S	(1)	1980
Adams, John (LA State) . . . . .	B	(4)	1959	Becker, Doug (Notre Dame) . . . .	LB	(1)	1978
Adkins, Roy* (Millikin & Bethany) .	G	(2)	1920	Becker, Wayland (Marquette) . . .	E	(1)	1934
Akin, Len (Baylor) . . . . .	G	(1)	1942	Bell, Kay (Washington State) . . .	T	(1)	1937
Albrecht, Ted (California) . . . . .	T	(5)	1977	Bell, Todd (Ohio St.) . . . . .	S	(1)	1981
Allen, Duane (Santa Ana) . . . . .	E	(2)	1966	Benton, Jim (Arkansas) . . . . .	E	(1)	1943
Allen, Eddie (Pennsylvania) . . . .	FB	(1)	1947	Bergerson, Gilbert (Oregon State) .	G	(2)	1932
Allman, Robert (Michigan St.) . . .	E	(1)	1936	Berry, Connie M.* (N. Carolina St.)	E	(5)	1942
Amstler, Marty (Evansville) . . . .	DE	(2)	1967	Berry, Royce (Houston) . . . . .	DE	(1)	1976
Anderson, Art (Idaho) . . . . .	T	(2)	1961	Best, Art (Kent State) . . . . .	RB	(2)	1977
Anderson, Ed* (Notre Dame) . . . .	E	(1)	1923	Bettis, Tom (Purdue) . . . . .	LB	(1)	1963
Anderson, Henry (Northwestern) . .	G	(1)	1931	Bettridge, John (Ohio State) . . .	HB	(1)	1937
Anderson, Hunk* (Notre Dame) . . .	G	(6)	1922	Bingham, Don (Sul Ross) . . . . .	HB	(1)	1956
Anderson, Marcus (Tulane) . . . . .	WR	(1)	1981	Bishop, Bill (North Texas) . . . . .	T	(9)	1952
Anderson, Ralph* (Los Angeles St.) .	E	(1)	1958	Bishop, Don (Los Angeles City) . .	E	(1)	1959
Anderson, William (Compton Jr.) . .	HB	(2)	1953	Bivins, Charles (Morris Brown) . .	HB	(7)	1960
Antoine, Lionel (Southern Illinois) .	T	(6)	1972	Bjork, Del (Oregon) . . . . .	T	(2)	1937
Apolskis, Charles* (DePaul) . . . .	E	(2)	1938	Blackburn, J. A. . . . .	T	(1)	1923
Arduzzone, Tony (Northwestern) . .	C	(1)	1979	Blacklock, Hugh* (Michigan State) .	T	(6)	1920
Arnett, Jon (Southern California) . .	HB	(3)	1964	Blackman, Lennon (Tulsa) . . . . .	HB	(1)	1930
Artoe, Lee (California) . . . . .	T	(4)	1940	Blanda, George (Kentucky) . . . .	QB	(10)	1949
Ashburn, Clifford (Nebraska) . . . .	T	(1)	1930	Boden, Lynn (South Dakota St.) . .	G	(1)	1979
Asher, Bob (Vanderbilt) . . . . .	T	(4)	1972	Bolan, George* (Purdue) . . . . .	FB	(4)	1921
Ashmore, M. Roger* (Gonzaga) . . .	T	(1)	1927	Bonderant, J. B.* (DePauw) . . . .	C	(1)	1922
Aspatore, Edward (Marquette) . . .	T	(1)	1934	Boone, J. R. (Tulsa U.) . . . . .	HB	(4)	1948
Atkins, Doug (Tennessee) . . . . .	E	(12)	1955	Brackett, M. L. (Auburn) . . . . .	T	(2)	1956
Autrey, Billy (SF Austin) . . . . .	C	(1)	1953	Bradley, Chuck (Oregon) . . . . .	TE	(1)	1977
Avellini, Bob (Maryland) . . . . .	QB	(7)	1975	Bradley, Ed (Wake Forest) . . . . .	G	(2)	1950
Aveni, John (Indiana) . . . . .	E	(2)	1959	Braidwood, Charles* (Chattanooga)	E	(1)	1932
—B—							
Babartsky, Al (Fordham) . . . . .	T	(3)	1943	Bramhall, Art (DePaul) . . . . .	HB	(1)	1931
Babinecz, John (Villanova) . . . . .	LB	(1)	1975	Bratkowski, Zeke (Georgia) . . . .	QB	(6)	1954
Badaczewski, J. (Western Reserve) .	G	(1)	1953	Bray, Ray (Western Michigan) . . .	G	(10)	1939
Baisl, Al (West Virginia) . . . . .	G	(3)	1940	Brink, Larry (Northern Illinois) . .	E	(1)	1954
Barker, Richard* (Iowa State) . . . .	G	(1)	1921	Britton, Earl* (Illinois) . . . . .	FB	(1)	1925
Barnes, Erich (Purdue) . . . . .	HB	(3)	1958	Brockman, Edward (Oklahoma) . . .	B	(1)	1930
Barnes, Gary (Clemson) . . . . .	E	(1)	1964	Brown, Charley (Syracuse) . . . .	DB	(2)	1966
Barnes, Joe (Texas Tech) . . . . .	QB	(1)	1974	Brown, Ed (San Francisco) . . . . .	QB	(8)	1954
Barnett, Steve (Oregon) . . . . .	T	(1)	1963	Brown, William (Illinois) . . . . .	FB	(1)	1961
Barwegan, Richard* (Purdue) . . . .	G	(3)	1950	Bruer, Bob (Mankato State) . . . .	TE	(1)	1976
Baschnagel, Brian (Ohio St.) . . . .	WR-KR	(6)	1976	Brumbaugh, Carl* (Florida) . . . .	QB	(8)	1930
Bassi, Dick* (Santa Clara) . . . . .	G	(2)	1938	Brupbacher, Ross (Tex. A&M) . . .	LB	(4)	1970
Battles, Bill (Brown) . . . . .	E	(1)	1939	Bryan, Johnny* (Chicago) . . . . .	HB	(4)	1922
Bauman, Alf (Northwestern) . . . . .	T	(3)	1948	Bryant, Waymond (Tennessee St.) .	LB	(4)	1974
Bausch, Frank* (Kansas) . . . . .	C	(4)	1937	Buck, Arthur (John Carroll) . . . .	HB	(1)	1941
				Buckler, William "Bill"* (Alabama)	G	(6)	1926
				Buffone, Doug (Louisville) . . . .	LB	(14)	1966
				Buivid, Ray* (Marquette) . . . . .	QB-HB	(2)	1937
				Bukich, Rudy (Southern Cal) . . . .	QB	(9)	1958
				Bull, Ronnie (Baylor) . . . . .	B	(9)	1962
				Burdick, Lloyd* (Illinois) . . . . .	T	(2)	1931
				Burgets, Glenn (Tulsa) . . . . .	T	(1)	1945
				Burks, Randy (SE Oklahoma St.) . .	WR	(1)	1976
				Burman, George (Northwestern) . .	T	(1)	1964
				Burnell, Max (Notre Dame) . . . . .	B	(1)	1944

Buss, Arthur (Michigan State) . . . . T (2) 1934  
 Bussey, Young\* (Louisiana State) QB (2) 1940  
 Bulkus, Dick (Illinois) . . . . . LB (9) 1965  
 Butler, Gary (Rice) . . . . . TE (1) 1975  
 Buzin, Rich (Penn State) . . . . . T (1) 1972

—C—

Cabral, Brian (Colorado) . . . . . LB (1) 1981  
 Cadlie, James (San Jose State) . . . G (11) 1962  
 Caffey, Lee Roy (Texas A&M) . . . LB (1) 1970  
 Calland, Lee (Louisville) . . . . . CB (1) 1969  
 Campana, Al (Youngstown) . . . . HB (4) 1950  
 Campbell, Gary (Colorado) . . . . LB (5) 1977  
 Campbell, Leon (Arkansas) . . . . FB (3) 1952  
 Canady, James (Texas) . . . . . HB (2) 1948  
 Carey, Bob (Michigan State) . . . . E (1) 1958  
 Carl, Harland (Wisconsin) . . . . HB (1) 1956  
 Carlson, Jules "Zuck" (Oregon St.) . G (8) 1929  
 Caroline, J. C. (Illinois) . . . . . HB (10) 1956  
 Carter, Virgil (Brigham Young) . . QB (4) 1968  
 Casares, Rick (Florida) . . . . . FB (10) 1955  
 Casey, Tim (Oregon) . . . . . LB (1) 1969  
 Castete, Jesse (McNeese State) . HB (1) 1956  
 Chamberlin, Guy\* (Nebraska) . . . . E (2) 1920  
 Chambers, Wally (E. Kentucky) . . DT (5) 1973  
 Chesney, Chester "Chet" (De Paul) C (2) 1939  
 Childs, Clarence (Fla. A&M) . . . . DB (1) 1968  
 Cifers, Ed (Tennessee) . . . . . E (2) 1947  
 Clark, Gail (Michigan State) . . . LB (1) 1973  
 Clark, Harry (West Virginia) . . . HB (4) 1940  
 Clark, Herman (Oregon State) . . . G (5) 1952  
 Clark, Phil (Northwestern) . . . . DB (1) 1970  
 Clarkson, Stuart\* (Texas A&I) . . . G (7) 1942  
 Clemons, Craig (Iowa) . . . . . S (6) 1972  
 Coady, Rich (Memphis State) . . . C/E (5) 1970  
 Cobb, Mike (Michigan State) . . . TE (4) 1978  
 Cody, Ed (Purdue) . . . . . FB (2) 1949  
 Coia, Angelo (Southern California) HB (4) 1960  
 Cole, Emerson (Toledo) . . . . . FB (1) 1952  
 Cole, Linzy (T.C.U.) . . . . . WR (1) 1970  
 Concannon, Jack (Boston College) QB (5) 1967  
 Conkright, Bill\* (Oklahoma) . . . . C (2) 1973  
 Connor, George (Notre Dame) . . . T (8) 1948  
 Conzelman, Jim\* (Washington) . HB (1) 1920  
 Cooke, Ed (Maryland) . . . . . E (1) 1958  
 Copeland, Ron\* (UCLA) . . . . . WR (1) 1969  
 Corbett, George (Millikin) . . . . HB (7) 1932  
 Cornish, Frank (Grambling) . . . . DT (4) 1966  
 Corzine, Lester (Davis Elkins) . . HB (1) 1938  
 Cotton, Craig (Youngstown) . . . TE (1) 1973  
 Cowan, Les (McMurry) . . . . . T (1) 1951  
 Crawford, Fred (Duke) . . . . . T (2) 1934  
 Crawford, James "Mush" (Illinois) G (1) 1925  
 Croft, Abe (Southern Methodist) . . E (2) 1944  
 Croftcheck, Don (Indiana) . . . . G (1) 1967  
 Cross, Bob (S. F. Austin State) . . T (2) 1952  
 Culver, Alvin (Notre Dame) . . . . T (1) 1932

Cunningham, Harold (Ohio State) . . E (1) 1929  
 Curchin, Jeff (Florida State) . . . . T (2) 1970

—D—

Daffer, Ted (Tennessee) . . . . . E (1) 1954  
 Damore, John (Northwestern) . . . C (2) 1957  
 Daniel, Jim (Ohio State) . . . . . T (1) 1945  
 Daniels, Dick (Pacific-Oregon) . . S (2) 1969  
 Davis, Art (Alabama State) . . . . T (2) 1953  
 Davis, Fred (Alabama) . . . . . T (6) 1946  
 Davis, Harper (Mississippi State) HB (1) 1950  
 Davis, John (Missouri) . . . . . DB (1) 1970  
 Davis, Roger (Syracuse) . . . . . G (4) 1960  
 Dean, Fred (Texas Southern) . . . . G (1) 1977  
 DeCorrevont, Bill (Northwestern) HB (2) 1948  
 DeLong, Steve (Tennessee) . . . . DE (1) 1972  
 Deloplane, Jack (Salem) . . . . . RB (1) 1979  
 Dempsey, Frank (Florida) . . . . . G (4) 1950  
 Denney, Austin (Tennessee) . . . . E (3) 1967  
 Devlin, Chris (Penn State) . . . . LB (1) 1978  
 Dewveall, Willard (So. Methodist) . E (2) 1959  
 Digris, Bernie (Holy Cross) . . . . T (1) 1943  
 Dimancheff, Boris Babe (Purdue) HB (1) 1952  
 Ditka, Mike (Pittsburgh) . . . . . TE (6) 1961  
 Dodd, Al (N.W. Louisiana) . . . . DB (1) 1967  
 Doehring, John "Bull" . . . . . FB (6) 1932  
 Donchez, Tom (Penn State) . . . . RB (1) 1975  
 Dooley, Jim (Miami U.) . . . . . E (9) 1952  
 Dottley, John (Mississippi) . . . . FB (3) 1951  
 Douglas, Merrill (Utah) . . . . . FB (3) 1958  
 Douglass, Bobby (Kansas) . . . . QB (7) 1969  
 Douthitt, Earl (Iowa) . . . . . S (1) 1975  
 Dreher, Ferd (Denver) . . . . . E (1) 1938  
 Dressen, Charley\* . . . . . QB (1) 1920  
 Drews, Ted (Princeton) . . . . . E (1) 1928  
 Dreyer, Wally (Wisconsin) . . . . HB (1) 1949  
 Driscoll, Paddy\* (Northwestern) . HB (5) 1926  
 Drulis, Chuck\* (Temple) . . . . . G (6) 1942  
 Drury, Lyle (St. Louis) . . . . . E (2) 1930  
 Drzewiecki, Ron (Marquette) . . . HB (2) 1955  
 Dugger, Jack (Ohio State) . . . . E (1) 1949  
 Dunlap, Bob (Oklahoma) . . . . . QB (1) 1935

—E—

Earl, Robin (Washington) . . . . RB-TE (5) 1977  
 Ecker, Ed (John Carroll) . . . . . T (1) 1947  
 Edwards, Cid (Tennessee State) . RB (1) 1975  
 Ellis, Allan (UCLA) . . . . . CB (7) 1973  
 Elnes, Leland\* (Bradley) . . . . . QB (1) 1929  
 Ely, Harold (Iowa) . . . . . G (1) 1932  
 Ely, Larry (Iowa) . . . . . LB (1) 1975  
 Engebretsen, Paul\* (Northwestern) G (1) 1932  
 Englund, Harry . . . . . E (4) 1920  
 Erickson, Harold\* (Wash. & Jeff.) HB (1) 1925  
 Evans, Earl (Harvard) . . . . . T (4) 1926  
 Evans, Fred (Notre Dame) . . . . HB (1) 1948  
 Evans, Vince (USC) . . . . . QB-KR (5) 1977  
 Evey, Dick (Tennessee) . . . . . T (6) 1964



—F

Falkenberg, Herb (Trinity) . . . . .	FB	(1)	1951
Famiglietti, Gary (Boston U.) . . . . .	FB	(8)	1938
Fanning, Stan (Idaho) . . . . .	T	(3)	1960
Farmer, George (U.C.L.A.) . . . . .	WR	(6)	1970
Farrington, John* (Prairie View) . . . . .	E	(4)	1960
Farris, Tom (Wisconsin) . . . . .	QB	(2)	1946
Feathers, Beattie* (Tennessee) . . . . .	HB	(4)	1934
Febel, Fritz* (Purdue) . . . . .	G	(1)	1935
Federovich, John (Davis & Elkins) . . . . .	T	(2)	1941
Feichtinger, Andy* . . . . .	E	(2)	1920
Fencik, Gary (Yale) . . . . .	S	(6)	1976
Fenimore, Bob (Oklahoma A&M) . . . . .	HB	(1)	1947
Ferguson, J. B. . . . .	T	(1)	1932
Ferguson, Jim (So. California) . . . . .	C/LB	(1)	1969
Fetz, Gus* . . . . .	FB	(1)	1923
Figner, George (Colorado) . . . . .	HB	(1)	1953
Fisher, Bob (SMU) . . . . .	TE	(2)	1980
Fisher, Jeff (USC) . . . . .	CB-PR	(1)	1981
Flaherty, Pat* (Princeton) . . . . .	E	(1)	1923
Flanagan, Dick (Ohio State) . . . . .	G	(2)	1948
Flanagan, Latham (Carnegie Tech) . . . . .	E	(1)	1931
Fleckenstein, Bill (Iowa) . . . . .	G	(6)	1925
Floyd, Bobby Jack (TCU) . . . . .	FB	(1)	1953
Ford, Charlie (Houston) . . . . .	CB	(3)	1971
Fordham, Jim* (Georgia) . . . . .	FB	(2)	1944
Forrest, Tom (Cincinnati) . . . . .	G	(1)	1974
Forte, Aldo (Montana) . . . . .	G	(4)	1939
Fortmann, Dan (Colgate) . . . . .	G	(8)	1936
Fortunato, Joe (Mississippi St.) . . . . .	LB	(12)	1955
Forsicus, Sam (Nebraska) . . . . .	FB	(2)	1937
Franklin, Paul* (Franklin) . . . . .	E	(5)	1930
Frazier, Leslie (Alcorn St.) . . . . .	CB	(1)	1981
Frumpp, Milton (Ohio Wesleyan) . . . . .	G	(1)	1930

—G—

Gagnon, Dave (Ferris St.) . . . . .	RB	(1)	1974
Gaines, Wentford (Cincinnati) . . . . .	CB	(3)	1978
Galimore, Willie* (Florida A&M) . . . . .	HB	(7)	1957
Gallagher, Dave (Michigan) . . . . .	DE	(1)	1974
Gallarneau, Hugh (Stanford) . . . . .	HB	(5)	1941
Garrett, Carl (N. Mex. Highlands) . . . . .	RB	(2)	1973
Garrett, T. (Oklahoma A&M) . . . . .	CB	(2)	1947
Garrett, W. D. (Mississippi State) . . . . .	T	(1)	1950
Garvey, A. "Hec" (Notre Dame) . . . . .	E	(4)	1922
Garvey, Ed* (Notre Dame) . . . . .	HB	(1)	1925
Gentry, Curtiss (Maryland State) . . . . .	DB	(3)	1966
George, Bill (Wake Forest) . . . . .	G/LB	(14)	1952
Gepford, Sid* (Millikin & Bethany) . . . . .	B	(1)	1919
Gersbach, Carl (West Chester St.) . . . . .	LB	(1)	1975
Geyer, Bill (Colgate) . . . . .	HB	(3)	1942
Gibron, Abe (Purdue) . . . . .	G	(2)	1958
Gilbert, Kline (Mississippi) . . . . .	T	(5)	1953
Gilliam, John (S. Carolina St.) . . . . .	WR	(1)	1977
Glenn, Bill (Eastern Illinois) . . . . .	QB	(2)	1941
Glueck, Larry (Villanova) . . . . .	B	(3)	1963
Goebel, Paul (Michigan) . . . . .	E	(1)	1925

Goodnight, Owen* (Hardin-Sims) . . . . .	QB	(1)	1946
Gordon, Dick (Michigan State) . . . . .	HB	(7)	1965
Gordon, Lou* (Illinois) . . . . .	T	(1)	1938
Gorgal, Ken (Purdue) . . . . .	HB	(2)	1955
Grabowski, Jim (Illinois) . . . . .	RB	(1)	1971
Graham, Conrad (Tennessee) . . . . .	DB	(1)	1973
Grandberry, Ken (Wash. St.) . . . . .	RB	(1)	1974
Grange, Garland,* "Gardie" (Illinois) . . . . .	E	(3)	1929
Grange, Harold "Red" (Illinois) . . . . .	HB	(8)	1925
Green, Bobby Joe (Florida) . . . . .	P	(12)	1962
Greenwood, Glen* (Iowa) . . . . .	HB	(1)	1924
Grim, Bob (Oregon State) . . . . .	WR	(1)	1975
Grosvenor, George (Colorado) . . . . .	HB	(2)	1935
Grygo, Al* (South Carolina) . . . . .	HB	(2)	1944
Gudauskas, Pete (Murray State) . . . . .	G	(2)	1943
Gulyanics, George (Ellisville, JC) . . . . .	HB	(6)	1947
Gunn, Jimmy (USC) . . . . .	LB	(6)	1970
Gunner, Harry (Oregon State) . . . . .	DE	(1)	1970

—H—

Haddon, Aldous (Wash. & Jeff.) . . . . .	B	(1)	1928
Haines, Kris (Notre Dame) . . . . .	WR	(3)	1979
Halas, George (Illinois) . . . . .	E	(10)	1920
Hale, Dave (Ottawa) . . . . .	DE	(3)	1969
Haluska, Jim (Wisconsin) . . . . .	HB	(1)	1956
Hamity, Lewis (Chicago) . . . . .	HB	(1)	1941
Hamlin, Gene (West. Michigan) . . . . .	C	(1)	1971
Hammond, Henry (Southwestern) . . . . .	E	(1)	1937
Hampton, Dan (Arkansas) . . . . .	DE	(3)	1979
Hanke, Carl* (Minnesota) . . . . .	G	(1)	1922
Hanny, Frank* (Indiana) . . . . .	E	(5)	1922
Hansen, Clifford (Luther) . . . . .	HB	(1)	1933
Hansen, Wayne (Texas Western) . . . . .	C	(10)	1950
Hardy, Cliff (Michigan State) . . . . .	CB	(1)	1971
Harley, Charles Chic* (Ohio St.) . . . . .	RB	(1)	1921
Harper, Roland (Louisiana Tech) . . . . .	RB	(6)	1975
Harris, Al (Arizona State) . . . . .	DE	(3)	1979
Harris, Richard (Grambling) . . . . .	DE	(2)	1974
Harrison, Jim (Missouri) . . . . .	RB	(4)	1971
Hart, Tommy (Morris Brown) . . . . .	DE	(2)	1978
Hartensline, Mike (Penn St.) . . . . .	DE	(7)	1975
Hartman, Fred (Rice) . . . . .	T	(1)	1947
Haselrig, Clint (Michigan) . . . . .	WR	(1)	1974
Hattley, John (Sul Ross) . . . . .	G	(1)	1953
Hazelton, Major (Florida A&M) . . . . .	DB	(2)	1968
Healey, Ed* (Dartmouth) . . . . .	T	(6)	1922
Healy, Don (Maryland) . . . . .	G	(2)	1958
Heardon, Tom* (Notre Dame) . . . . .	QB	(1)	1929
Heileman, Charles* (Iowa State) . . . . .	E	(1)	1939
Helwig, John (Notre Dame) . . . . .	G	(4)	1953
Hempel, Bill (Carroll) . . . . .	T	(1)	1942
Henderson, Reuben (San Diego St.) . . . . .	CB	(1)	1981
Hensley, Dick (Kentucky) . . . . .	E	(1)	1953
Herron, Bruce (New Mexico) . . . . .	LB	(4)	1978
Hester, Jim (North Dakota) . . . . .	TE	(1)	1970
Hewitt, Bill* (Michigan) . . . . .	E	(5)	1932

Hibbs, Jesse (Southern California) . . . . .	T	(1)	1931
Hicks, Tom (Illinois) . . . . .	LB	(5)	1976
High, Lennie . . . . .	HB	(1)	1920
Hilgenberg, Jay (Iowa) . . . . .	C	(1)	1981
Hill, Harlon (Florence St. Tchrs.) . . . . .	E	(8)	1954
Hill, Ike (Catawba) . . . . .	WR	(2)	1973
Hoban, Mike (Michigan) . . . . .	G	(1)	1974
Hobscheid, Fred* (Chicago) . . . . .	G	(1)	1927
Hodgins, Norm (Louisiana St.) . . . . .	S	(1)	1974
Hoffman, Jack (Xavier) . . . . .	E	(5)	1952
Hoffman, John (Arkansas) . . . . .	E	(8)	1949
Hoffman, John (Hawaii) . . . . .	DE	(1)	1971
Hoke, Jonathan (Ball State) . . . . .	CB	(1)	1980
Holloway, Glen (No. Texas State) . . . . .	G	(4)	1970
Holman, Willie (So. Carolina St.) . . . . .	DE	(6)	1968
Holmer, Walter* (Northwestern) . . . . .	FB	(2)	1929
Holovak, Mike (Boston College) . . . . .	FB	(2)	1947
Hoptowit, Al (Washington State) . . . . .	T	(5)	1941
Horton, Larry (Iowa) . . . . .	DT	(2)	1972
Howley, Charles (West Virginia) . . . . .	C	(2)	1958
Hrivnak, Gary (Purdue) . . . . .	DT	(4)	1973
Huarte, John (Notre Dame) . . . . .	QB	(1)	1972
Huff, Gary (Florida State) . . . . .	QB	(4)	1973
Huffine, Ken* (Purdue) . . . . .	FB	(1)	1921
Hugasian, Harry (Stanford) . . . . .	HB	(1)	1955
Hughes, Bernard* (Oregon) . . . . .	C	(1)	1941
Hughes, Billy* (Texas) . . . . .	C	(2)	1940
Hull, Mike (So. California) . . . . .	FB	(3)	1968
Hultz, Don (Southern Miss.) . . . . .	DT	(1)	1974
Hunsinger, Chuck (Florida) . . . . .	HB	(3)	1950
Hunt, Jackie (Marshall) . . . . .	HB	(1)	1945
Hurst, William (Oregon) . . . . .	G	(1)	1924
Hyland, Bob (Boston College) . . . . .	C	(1)	1970

— I —

Ingwerson, Burt* (Illinois) . . . . .	G	(2)	1920
Ippolita, Anthony* (Purdue) . . . . .	G	(1)	1943

— J —

Jackson, Bobby (Alabama) . . . . .	HB	(1)	1961
Jackson, Noah (Tampa) . . . . .	G	(7)	1980
Jackson, Randy (Florida) . . . . .	T	(8)	1967
Jagade, Chick* (Indiana) . . . . .	FB	(2)	1954
James, Dan (Ohio) . . . . .	T	(1)	1967
Janet, Ernie (Washington) . . . . .	G	(3)	1972
Jarmoluk, Mike (Temple) . . . . .	T	(2)	1946
Jecha, Ralph (Northwestern) . . . . .	G	(1)	1955
Jencks, Robert (Miami, O.) . . . . .	E	(2)	1963
Jensvold, Leo* (Iowa) . . . . .	QB	(1)	1931
Jeter, Bob (Iowa) . . . . .	CB	(3)	1971
Jeter, Perry . . . . .	RB	(2)	1956
Jewett, Bob (Michigan State) . . . . .	E	(1)	1958
Jiggetts, Dan (Harvard) . . . . .	T	(6)	1976
Joesting, Herb* (Minnesota) . . . . .	FB	(2)	1931
Johnson, Albert (Kentucky) . . . . .	FB	(1)	1938
Johnson, Bill* (So. Methodist) . . . . .	G	(2)	1946
Johnson, Greg (Florida St.) . . . . .	DT	(1)	1977
Johnson, Jack* (Miami) . . . . .	B	(3)	1957

Johnson, John (Indiana) . . . . .	T	(6)	1963
Johnson, Leo (Millikin) . . . . .	HB	(1)	1920
Johnson, O. G. . . . .	FB	(1)	1924
Johnson, Pete (V.M.I.) . . . . .	B	(1)	1959
Johnsos, Luke (Northwestern) . . . . .	E	(9)	1929
Jones, Bob (San Diego State) . . . . .	E	(1)	1967
Jones, Edgar (Pittsburgh) . . . . .	HB	(1)	1945
Jones, Jerry* (Notre Dame) . . . . .	G	(2)	1920
Jones, Jimmy (Wisconsin) . . . . .	E	(3)	1965
Jones, Stan (Maryland) . . . . .	T	(12)	1954
Juenger, Dave (Ohio U.) . . . . .	WR	(1)	1973

— K —

Karr, William* (West Virginia) . . . . .	E	(6)	1933
Karras, Ted (Indiana) . . . . .	G	(5)	1960
Karwales, Jack (Michigan) . . . . .	E	(2)	1946
Kassel, Chuck* (Illinois) . . . . .	E	(1)	1927
Kavanaugh, Ken (Louisiana State) . . . . .	E	(8)	1940
Kawal, Ed* (Illinois) . . . . .	C	(6)	1931
Keane, Jim (Iowa) . . . . .	E	(6)	1946
Keefe, Jerry* (Notre Dame) . . . . .	G	(1)	1920
Kelly, Elmer (Wichita U.) . . . . .	E	(1)	1944
Kelly, Jim (Tenn. St.) . . . . .	TE	(1)	1974
Kendricks, Jim (Texas A&M) . . . . .	T	(1)	1924
Keriasotis, Nick (St. Ambrose) . . . . .	G	(3)	1942
Kiesling, Walter* (St. Thomas) . . . . .	G	(1)	1934
Kilcullen, Bob (Texas Tech.) . . . . .	T	(8)	1957
Kilgore, Jon (Auburn) . . . . .	P	(1)	1968
Kindt, Don (Wisconsin) . . . . .	HB	(9)	1947
King, Ralph (Chicago) . . . . .	T	(1)	1925
Kinney, Steve (Utah State) . . . . .	T	(2)	1973
Kirk, Ken (Mississippi) . . . . .	C	(1)	1960
Kissell, Adolph (Boston College) . . . . .	FB	(1)	1942
Klawitter, Dick* (S. Dakota State) . . . . .	C	(2)	1956
Klein, Dick (Iowa) . . . . .	T	(2)	1958
Knopp, Oscar* (Illinois) . . . . .	FB	(6)	1923
Knox, Bill (Purdue) . . . . .	DB	(3)	1974
Knox, Ron (U.C.L.A.) . . . . .	QB	(1)	1957
Koehler, Robert* (Northwestern) . . . . .	FB	(2)	1920
Kolman, Ed (Temple) . . . . .	T	(5)	1940
Konovsky, Bob* (Wisconsin) . . . . .	G	(1)	1960
Kopcha, Joe (Chattanooga) . . . . .	G	(5)	1929
Kortas, Kenneth (Louisville) . . . . .	T	(1)	1969
Kosins, Gary (Dayton) . . . . .	RB	(3)	1972
Kreamcheck, John (Wm. & Mary) . . . . .	T	(3)	1953
Kreiting, Rich (Illinois) . . . . .	E	(1)	1964
Kreiwald, Doug (West Texas State) . . . . .	G	(2)	1967
Kuechenberg, Rudy (Indiana) . . . . .	LB	(3)	1967
Kunz, Lee (Nebraska) . . . . .	LB	(3)	1979
Kurek, Ralph (Wisconsin) . . . . .	FB	(6)	1965

— L —

LaFleur, Joe* (Marquette) . . . . .	FB	(3)	1922
LaForest, W. . . . .	FB	(1)	1920
Lahar, Harold (Oklahoma) . . . . .	G	(1)	1941
Lamb, Walter (Oklahoma) . . . . .	E	(1)	1946
Lanum, R. "Jake"* (Ill. & Millikin) . . . . .	B	(5)	1920

Larson, Fred* (Notre Dame) . . . . .	C	(1)	1922	May, Chester* . . . . .	G	(1)	1920
Latta, Greg (Morgan State) . . . . .	TE	(6)	1975	May, Walter O. "Red"* . . . . .	G	(1)	1920
Lawler, Allen (Texas) . . . . .	HB	(1)	1948	Mayes, Rufus (Ohio State) . . . . .	T	(1)	1969
Lawson, Roger (West. Michigan) . . . . .	RB	(2)	1972	Maznicki, F. (Boston College) . . . . .	HB	(2)	1942
Layne, Bobby (Texas) . . . . .	QB	(1)	1948	McAfee, George (Duke) . . . . .	HB	(8)	1940
Leclerc, Roger (Trinity) . . . . .	LB	(7)	1960	McClendon, Willie (Georgia) . . . . .	RB	(3)	1979
Lee, Buddy (Louisiana State) . . . . .	QB	(1)	1971	McColl, Bill (Stanford) . . . . .	E	(8)	1952
Lee, Herman (Florida A&M) . . . . .	T	(9)	1958	McDonald, Lester* (Nebraska) . . . . .	E	(3)	1937
Leeuwenburg, Rich (Stanford) . . . . .	T	(1)	1965	McElwain, Bill (Northwestern) . . . . .	HB	(1)	1925
Leggett, Earl (Louisiana State) . . . . .	T	(10)	1957	McEnulty, Doug (Wichita) . . . . .	FB	(2)	1943
Lemon, Clifford* (Centre) . . . . .	T	(1)	1926	McGee, Tony (Bishop College) . . . . .	DE	(3)	1971
Leonard, James (Colgate) . . . . .	T	(1)	1924	McKinney, Bill (West Texas) . . . . .	LB	(1)	1972
Lesane, James (Virginia) . . . . .	HB	(2)	1952	McLean, Ray* (St. Anselms) . . . . .	HB	(8)	1940
Lick, Dennis (Wisconsin) . . . . .	T	(6)	1976	McMichael, Steve (Texas) . . . . .	DT	(1)	1981
Line, Bill (Southern Methodist) . . . . .	DT	(1)	1972	McMillen, Jim (Illinois) . . . . .	G	(6)	1924
Lintzenich, Joseph (St. Louis) . . . . .	FB	(2)	1930	McMullen, Daniel (Nebraska) . . . . .	G	(2)	1930
Lipscomb, Paul* (Tennessee) . . . . .	T	(1)	1954	McPherson, Forrest (Nebraska) . . . . .	G	(1)	1935
Livers, Virgil (W. Kentucky) . . . . .	CB-PR	(5)	1975	McRae, Bennie (Michigan) . . . . .	HB	(9)	1962
Livingston, Andy (Phoenix JC) . . . . .	B	(2)	1964	McRae, Franklin (Tenn. State) . . . . .	DT	(1)	1967
Logan, James (Indiana) . . . . .	G	(2)	1942	Meadows, Ed* (Duke) . . . . .	E	(3)	1954
Long, Harvey (Detroit) . . . . .	T	(1)	1929	Mellekas, John (Arizona) . . . . .	T	(5)	1956
Long, Johnny* (Colgate) . . . . .	QB	(2)	1944	Merkel, Monte (Kansas) . . . . .	G	(2)	1942
Lowe, Lloyd (North Texas State) . . . . .	HB	(2)	1953	Merrill, Mark (Minnesota) . . . . .	LB	(1)	1979
Luckman, Sid (Columbia) . . . . .	QB	(12)	1939	Meyers, Jerry (N. Illinois) . . . . .	DE-DT	(4)	1976
Lujack, Johnny (Notre Dame) . . . . .	QB	(4)	1948	Michaels, Edward* (Villanova) . . . . .	G	(1)	1935
Lusby, Vaughn (Arkansas) . . . . .	CB	(1)	1980	Mihal, Joe* (Purdue) . . . . .	T	(2)	1940
Lyle, Garry (Geo. Washington) . . . . .	CB	(7)	1968	Miller, Charles "Ookie" (Purdue) . . . . .	C	(6)	1932
Lyman, Roy "Link"* (Nebraska) . . . . .	T	(9)	1926	Miller, Milford (Chadron) . . . . .	T	(1)	1932
Lyon, George (Kansas State) . . . . .	T	(1)	1929	Milner, Bill (Duke) . . . . .	G	(3)	1947
<b>—M—</b>							
MacLeod, Robert (Dartmouth) . . . . .	HB	(2)	1939	Minini, Frank (San Jose St.) . . . . .	HB	(3)	1947
MacWherter, Kile* (Bethany) . . . . .	FB	(1)	1920	Mintum, John F. "Jack"* . . . . .	C	(2)	1921
Macon, Ed (College of Pacific) . . . . .	HB	(2)	1952	Mitchell, Charley (Tulsa) . . . . .	HB	(1)	1945
Magnani, Dante (St. Mary's) . . . . .	HB	(4)	1942	Mohardt, John* (Notre Dame) . . . . .	HB	(1)	1925
Mailard, Ralph (Creighton) . . . . .	T	(1)	1929	Molesworth, Keith* (Monmouth) . . . . .	HB	(7)	1931
Malone, Charles (Texas A&M) . . . . .	E	(1)	1933	Montgomery, Randy (Weber St.) . . . . .	CB	(1)	1974
Manders, Jack* (Minnesota) . . . . .	HB	(8)	1933	Montgomery, Ross (TCU) . . . . .	FB	(2)	1969
Maniaci, Joe (Fordham) . . . . .	FB	(4)	1938	Mooney, Jim* (Georgetown) . . . . .	E	(1)	1935
Manning, Pete (Wake Forest) . . . . .	E	(2)	1960	Mooney, Tipp (Abilene Christian) . . . . .	HB	(3)	1944
Manske, Edgar (Northwestern) . . . . .	E	(4)	1937	Moore, Albert (Northwestern) . . . . .	QB	(1)	1932
Marconi, Joe (West Virginia) . . . . .	FB	(5)	1962	Moore, Jerry (Arkansas) . . . . .	S	(2)	1971
Margarita, Bob (Brown) . . . . .	HB	(3)	1944	Moore, Joe (Missouri) . . . . .	RB	(2)	1971
Margerum, Ken (Stanford) . . . . .	WR	(1)	1981	Moore, McNeil (Sam Houston) . . . . .	HB	(3)	1954
Martin, Bill (Georgia Tech.) . . . . .	E	(2)	1964	Moore, Rocco (Western Michigan) . . . . .	G	(1)	1980
Martin, Billy* (Minnesota) . . . . .	HB	(3)	1962	Moorehead, Emery (Colorado) . . . . .	WR-KR	(1)	1981
Martin, Dave (Notre Dame) . . . . .	LB	(1)	1969	Morgan, Mike (Wisconsin) . . . . .	RB	(1)	1978
Martin, Frank (Alabama) . . . . .	HB	(1)	1941	Morris, Francis (Boston U.) . . . . .	HB	(1)	1942
Martinovich, P. (College of Pacific) . . . . .	G	(1)	1940	Morris, Johnny (Santa Barbara) . . . . .	FL	(10)	1958
Maslowski, Matt (San Diego U.) . . . . .	WR	(1)	1972	Morris, Jon (Holy Cross) . . . . .	C	(1)	1978
Mass, Wayne (Clemson) . . . . .	OT	(3)	1968	Morris, Larry (Georgia Tech.) . . . . .	LB	(7)	1959
Masters, Bob (Baylor) . . . . .	FB	(2)	1943	Morrison, Fred (Ohio State) . . . . .	FB	(4)	1950
Masterson, Bernie* (Nebraska) . . . . .	QB	(7)	1934	Morton, John (Missouri) . . . . .	E	(1)	1945
Masterson, Forest (Iowa) . . . . .	C	(1)	1945	Moser, Robert (Pacific) . . . . .	C	(3)	1951
Mastrogany, Gus (Iowa) . . . . .	E	(1)	1931	Mosley, Henry (Morris Brown) . . . . .	HB	(1)	1955
Matheson, Jack (West. Michigan) . . . . .	E	(1)	1947	Mucha, Charles (Washington) . . . . .	G	(1)	1935
Mattson, Riley (Oregon) . . . . .	T	(1)	1965	Mucha, Rudy (Washington) . . . . .	LB	(2)	1945
Matza, Al (Georgetown) . . . . .	C	(4)	1941	Muckensturm, Jerry (Ark. St.) . . . . .	G	(5)	1976
				Mudd, Howard (Hillsdale) . . . . .	G	(2)	1969

Mullen, Verne\* (Illinois) . . . . . E (3) 1923  
 Mullins, Don R. (Houston) . . . . . HB (2) 1961  
 Mullins, Noah (Kentucky) . . . . . HB (4) 1946  
 Munde, Fred (Notre Dame) . . . . . C (3) 1943  
 Murray, Richard\* (Marquette) . . . . T (1) 1924  
 Murry, Don\* (Wisconsin) . . . . . T (8) 1924  
 Musso, George (Millikin) . . . . . G (12) 1933  
 Musso, Johnny (Alabama) . . . . . RB (3) 1975  
 Meyers, Denny\* (Iowa) . . . . . T (1) 1931

—N—

Nagurski, Bronko (Minnesota) . . . . . FB (9) 1930  
 Neacy, Clement\* (Colgate) . . . . . E (1) 1927  
 Neal, Dan (Kentucky) . . . . . C (7) 1975  
 Neal, Ed (Louisiana State) . . . . . G (1) 1951  
 Neck, Tommy (Louisiana State) . . . . HB (2) 1962  
 Negus, Fred (Wisconsin) . . . . . C (1) 1950  
 Neider, John (Louisville) . . . . . LB (1) 1970  
 Nelson, Everett (Illinois) . . . . . T (1) 1929  
 Nesbitt, Dick\* (Drake) . . . . . HB (4) 1933  
 Newsome, Billy (Grambling) . . . . . DE (1) 1977  
 Newton, Bob (Nebraska) . . . . . G (5) 1971  
 Nickla, Ed (Maryland) . . . . . G (1) 1959  
 Nielsen, Hans (Michigan State) . . . . K (1) 1981  
 Nix, Kent (T.C.U.) . . . . . QB (2) 1970  
 Nolting, Ray (Cincinnati) . . . . . HB (9) 1936  
 Norberg, Hank (Stanford) . . . . . E (1) 1948  
 Nordquist, Mark (Pacific) . . . . . G-C (2) 1975  
 Nori, Reino (DeKalb) . . . . . HB (1) 1938  
 Norman, Dick (Stanford) . . . . . QB (2) 1961  
 Nowaskey, Bob\* (Geo. Wash.) . . . . E (3) 1940

—O—

O'Bradovich, Ed (Illinois) . . . . . E (10) 1962  
 O'Connell, J. F.\* (Penn. St.) . . . . . C (1) 1924  
 O'Connell, Tom (Illinois) . . . . . QB (1) 1953  
 Oech, Verne (Minnesota) . . . . . G (1) 1936  
 Oelerich, John (St. Ambrose) . . . . HB (1) 1938  
 Ogden Ray (Alabama) . . . . . TE (3) 1969  
 O'Quinn, John (Wake Forest) . . . . E (2) 1950  
 O'Rourke, Charles (Boston Col.) . . . QB (1) 1942  
 Osborne, Jim (Southern) . . . . . DT (10) 1972  
 Osmanski, Bill (Holy Cross) . . . . . FB (7) 1939  
 Osmanski, Joe (Holy Cross) . . . . . FB (4) 1946

—P—

Pagac, Fred (Ohio State) . . . . . TE (1) 1974  
 Page, Alan (Notre Dame) . . . . . DT (4) 1978  
 Parsons, Bob (Penn State) . . . . . P-TE (10) 1972  
 Patterson, Billy (Baylor) . . . . . QB (1) 1939  
 Pauley, Frank Don (Wash. & Jeff.) . . T (1) 1930  
 Payton, Walter (Jackson State) . . . . RB (7) 1975  
 Pearce, W. "Pard"\* (Penn.) . . . . . QB (3) 1920  
 Pearson, Madison\* (Kansas) . . . . . C (6) 1929  
 Pederson, Jim (Augsburg) . . . . . HB (1) 1932  
 Peiffer, Dan (S.E. Missouri St.) . . . . C (3) 1975  
 Percival, Mac (Texas Tech.) . . . . . K (7) 1967  
 Perez, Peter (Illinois) . . . . . G (1) 1945  
 Perina, Bob (Princeton) . . . . . HB (2) 1949

Perini, Pete (Ohio State) . . . . . FB (2) 1954  
 Perkins, Don (Plattesville) . . . . . FB (2) 1945  
 Perrin, Lonnie (Illinois) . . . . . RB (1) 1979  
 Petitbon, Richie (Tulane) . . . . . HB (10) 1959  
 Petty, John\* (Purdue) . . . . . FB (1) 1942  
 Petty, Ross\* (Illinois) . . . . . G (1) 1920  
 Phillips, Loyd (Arkansas) . . . . . DE (3) 1967  
 Phipps, Mike (Purdue) . . . . . QB (5) 1977  
 Piccolo, Brian\* (Wake Forest) . . . . RB (4) 1966  
 Pickens, Bob (Nebraska) . . . . . T (2) 1967  
 Pifferini, Bob (U.C.L.A.) . . . . . LB (4) 1972  
 Pinder, Dyril (Illinois) . . . . . RB (2) 1971  
 Plank, Doug (Ohio State) . . . . . S (7) 1975  
 Plasman, Dick\* (Vanderbilt) . . . . . E (6) 1937  
 Podmajersky, Paul (Illinois) . . . . . G (1) 1944  
 Polisky, John\* (Notre Dame) . . . . . G (1) 1950  
 Pollock, Bill (Penn. Mil. Acad.) . . . . HB (2) 1935  
 Pool, Hampton (Stanford) . . . . . E (4) 1940  
 Preston, Pat (Wake Forest) . . . . . G (4) 1946  
 Pride, Dan (Jackson State) . . . . . LB (2) 1968  
 Proctor, Rex (Rice) . . . . . HB (1) 1953  
 Purnell, James (Wisconsin) . . . . . LB (5) 1964  
 Pyle, Mike (Yale) . . . . . C (9) 1961

—R—

Rabold, Mike\* (Indiana) . . . . . G (3) 1964  
 Rakestraw, Larry (Georgia) . . . . . QB (4) 1964  
 Ramsey, Frank (Oregon State) . . . . G (1) 1945  
 Rather, Bo (Michigan) . . . . . WR (5) 1974  
 Reader, Russ (Michigan State) . . . . HB (1) 1947  
 Reese, Lloyd\* (Tennessee) . . . . . FB (1) 1946  
 Reilly, Mike (Iowa) . . . . . LB (5) 1964  
 Rentner, Ernest Pug\* (N'western) . . . HB (2) 1936  
 Reppond, Mike (Arkansas) . . . . . WR (1) 1973  
 Rice, Andy (Texas Southern) . . . . . DT (2) 1972  
 Richards, Golden (Hawaii) . . . . . WR (2) 1978  
 Richards, Ray (Nebraska) . . . . . T (4) 1933  
 Richman, Harry\* (Illinois) . . . . . G (1) 1929  
 Rivera, Steve (California) . . . . . WR (1) 1977  
 Rives, Don (Texas Tech) . . . . . LB (6) 1973  
 Roberts, Tom (DePaul) . . . . . G (2) 1943  
 Roberts, Willie (Houston) . . . . . CB (1) 1973  
 Roder, Mirro (None) . . . . . K (2) 1973  
 Roehnel, William\* (Bradley) . . . . . G (2) 1958  
 Roger, Mel (Florida A&M) . . . . . LB (1) 1977  
 Roggeman, Tom (Purdue) . . . . . G (2) 1956  
 Romanik, Steve (Villanova) . . . . . QB (4) 1950  
 Romney, Milton\* (Chicago) . . . . . QB (5) 1925  
 Ronzani, Gene\* (Marquette) . . . . . QB (8) 1933  
 Rosequist, Ted (Ohio State) . . . . . T (3) 1934  
 Roveto, John (S.W. Louisiana) . . . . K (1) 1981  
 Rowden, Larry (Houston) . . . . . LB (1) 1971  
 Rowland, Brad (McMurry) . . . . . HB (1) 1951  
 Rowland, Justin (T.C.U.) . . . . . HB (1) 1960  
 Rupp, Nelson\* (Denison) . . . . . QB (1) 1921  
 Russell, Reginald (Northwestern) . . . E (1) 1928  
 Ryan, John (Detroit) . . . . . T (1) 1929

Ryan, Rocky (Illinois) . . . . . E (1) 1958  
 Rydahl, Ron (Utah) . . . . . DT (6) 1975  
 Ryzdewski, Frank\* (Notre Dame) . . C (1) 1923  
 Rykovich, Julie\* (Illinois) . . . . . HB (3) 1949

—S—

Sacrinity, Nick (Wake Forest) . . . . QB (1) 1947  
 Sanderson, Reggie (Stanford) . . . . RB (1) 1973  
 Savoldi, Joe\* (Notre Dame) . . . . . FB (1) 1930  
 Sayers, Gale (Kansas) . . . . . HB (7) 1965  
 Schiechl, John\* (Santa Clara) . . . . C (2) 1945  
 Schmidt, Terry (Ball State) . . . . . S (6) 1976  
 Schreiber, Larry (Tenn. Tech.) . . . . RB (1) 1976  
 Schroeder, Gene (Virginia) . . . . . E (6) 1951  
 Schubert, Steve (U Mass.) . . . . . PR-WR (5) 1975  
 Schuette Paul\* (Wisconsin) . . . . . G (3) 1930  
 Schweda, Brian (Kansas) . . . . . DE (1) 1966  
 Schneider, Dick (St. Louis) . . . . . HB (3) 1938  
 Scott, James (Henderson J.C.) . . . . WR (5) 1976  
 Scott, Ralph\* (Wisconsin) . . . . . T (5) 1921  
 Seals, George (Missouri) . . . . . G (7) 1965  
 Seiberling, Gerald (Drake) . . . . . FB (1) 1932  
 Senn, Bill\* (Knox) . . . . . HB (6) 1926  
 Serini, Washington (Kentucky) . . . . G (4) 1948  
 Sey, Jeff (California) . . . . . T-DE (4) 1975  
 Seymour, Jim (Notre Dame) . . . . . WR (3) 1970  
 Shank, J. L. . . . . HB (1) 1920  
 Shanklin, Ron (No. Texas St.) . . . . WR (2) 1975  
 Shaw, Glenn (Kentucky) . . . . . HB (1) 1960  
 Shearer, Brad (Texas) . . . . . DT (3) 1978  
 Shellog, Alec\* (Notre Dame) . . . . . T (1) 1939  
 Sherman, Saul (Chicago) . . . . . QB (2) 1939  
 Shipkey, Jerry (U.C.L.A.) . . . . . FB (1) 1953  
 Shoemaker, Hub (Illinois) . . . . . G (2) 1920  
 Shy, Don (San Diego State) . . . . . RB (3) 1970  
 Siegal, John (Columbia) . . . . . E (5) 1939  
 Sigillo, Dom\* (Xavier) . . . . . T (2) 1943  
 Sigmund, Arthur W. . . . . G (1) 1923  
 Simmons, J. (Bethune-C'km'n) . . . . WR (1) 1969  
 Singletary, Mike (Baylor) . . . . . MLB (1) 1981  
 Sisk, John (Marquette) . . . . . HB (5) 1932  
 Sisk, Jr., John (Miami) . . . . . B (1) 1964  
 Skibinski, John (Purdue) . . . . . RB (4) 1978  
 Smeja, Rudy (Michigan) . . . . . E (2) 1944  
 Smith, Clarence (Georgia) . . . . . E (1) 1942  
 Smith, Eugene (Georgia Tech.) . . . . G (1) 1930  
 Smith, H. Allen\* (Mississippi) . . . . E (2) 1947  
 Smith, J. D. (N. Car. A&T) . . . . . FB (1) 1956  
 Smith, James (Compton J.C.) . . . . HB (1) 1961  
 Smith, Ray Gene (Midwestern) . . . . HB (4) 1954  
 Smith, Ron (Wisconsin) . . . . . S (4) 1965  
 Smith, Russell\* (Illinois) . . . . . T (3) 1921  
 Snyder, Bob (Ohio U.) . . . . . QB (5) 1939  
 Sorey, Revie (Illinois) . . . . . G (7) 1975  
 Spivey, Mike (Colorado) . . . . . CB (3) 1977  
 Sprinkle, Ed (Hardin-Simmons) . . . . E (12) 1944  
 Stahliman, Dick\* (DePaul) . . . . . T (1) 1933  
 Standlee, Norm\* (Stanford) . . . . . FB (1) 1941

Stautberg, Gerald (Cincinnati) . . . . G (1) 1951  
 Staley, Bill (Utah State) . . . . . DT (2) 1970  
 Steinbach, Larry\* (St. Thomas) . . . . G (2) 1930  
 Steinkemper, Bill\* (Notre Dame) . . . T (2) 1942  
 Sternaman, Edward\* . . . . . HB (1) 1920  
 Sternaman, Joe (Illinois) . . . . . HB (8) 1922  
 Stenn, Paul (Villanova) . . . . . G (4) 1948  
 Steuber, Bob (Missouri) . . . . . HB (2) 1942  
 Stickel, Walt (Pennsylvania) . . . . . T (4) 1946  
 Stillwell, Roger (Stanford) . . . . . DE-DT (3) 1975  
 Stinchcomb, Pete\* (Ohio State) . . . . QB (2) 1921  
 Stoepel, Terry (Tulsa) . . . . . G (1) 1967  
 Stolfa, Anton\* (Luther) . . . . . HB (1) 1939  
 Stone, Billy (Bradley) . . . . . HB (4) 1951  
 Strickland, Larry\* (North Texas) . . . . C (6) 1954  
 Sturtridge, Dick (DePaul) . . . . . HB (2) 1928  
 Stydahr, Joe\* (West Virginia) . . . . T (9) 1936  
 Suhey, Matt (Penn State) . . . . . RB (2) 1980  
 Sullivan, Frank\* (Loyola, N.O.) . . . . C (5) 1935  
 Sumner, Charles (Wm. & Mary) . . . . HB (4) 1955  
 Sweeney, Jake (Cincinnati) . . . . . T (1) 1944  
 Swisher, Bob (Northwestern) . . . . HB (5) 1938  
 Szymanski, Frank (Notre Dame) . . . . C (1) 1949

—T—

Tabor, Paul (Oklahoma) . . . . . C (1) 1980  
 Tackwell, C. O.\* (Kansas State) . . . . E (3) 1931  
 Taft, Merrill\* (Wisconsin) . . . . . FB (1) 1924  
 Taylor, Clifton (Memphis St.) . . . . RB (1) 1974  
 Taylor, J. R. "Tarz"\* (Ohio State) . . . G (2) 1921  
 Taylor, Joe (No. Carolina A&T) . . . . DB (8) 1967  
 Taylor, Lionel (Highland U.) . . . . . E (1) 1959  
 Taylor, Roosevelt (Grambling) . . . . DB (8) 1961  
 Thomas, Bob (Notre Dame) . . . . . K (7) 1975  
 Thomas, Earl (Houston) . . . . . WR (3) 1971  
 Thompson, Russ (Nebraska) . . . . . T (4) 1936  
 Thrower, Willie (Michigan State) . . . . QB (1) 1953  
 Tom, Mel (San Jose State) . . . . . DE (3) 1973  
 Torrance, Jack\* (Louisiana State) . . . T (2) 1939  
 Trafont, George\* (Notre Dame) . . . . C (13) 1920  
 Trost, Milt (Marquette) . . . . . T (5) 1935  
 Tucker, Bill (Tennessee State) . . . . RB (1) 1971  
 Turner, Cecil (California Poly) . . . . . FL (6) 1968  
 Turner, Clyde (Hardin-Simmons) . . . . C (12) 1940

—U—

Ulmer, Mike (Doane) . . . . . CB (1) 1980  
 Usher, Lou\* (Syracuse) . . . . . T (1) 1920

—V—

Vactor, Ted (Nebraska) . . . . . CB (1) 1975  
 Vallez, Emilio (New Mexico) . . . . . TE (2) 1968  
 Van Home, Keith (USC) . . . . . T (1) 1981  
 Van Valkenburg, Pete (BYU) . . . . . RB (1) 1974  
 Veach, Walter\* . . . . . HB (1) 1920  
 Venturelli, Fred (None) . . . . . T (1) 1948  
 Vick, Ernie\* (Michigan) . . . . . C (3) 1925  
 Vick, Richard (Wash. & Jeff.) . . . . QB (1) 1925  
 Vodicka, Joe (Lewis Institute) . . . . HB (3) 1943  
 Voss, Walter "Tillie"\* (Detroit U.) . . . E (2) 1927

Vucinich, Milt (Stanford) . . . . .	G	(1)	1945	Williams, Bob (Notre Dame) . . . . .	QB	(3)	1951
<b>—W—</b>				Williams, Broughton (Florida) . . . . .	T	(1)	1947
Wade, Charles (Tenn. St.) . . . . .	WR	(1)	1974	Williams, Brooks (N. Carolina) . . . . .	TE	(1)	1981
Wade, William (Vanderbilt) . . . . .	QB	(6)	1961	Williams, Dave (Colorado) . . . . .	RB	(3)	1979
Wager, Clinton (St. Mary's) . . . . .	E	(2)	1941	Williams, Fred (Arkansas) . . . . .	T	(12)	1952
Wallace, Bob (Texas-EI Paso) . . . . .	E	(5)	1968	Williams, Perry (Purdue) . . . . .	RB	(1)	1974
Wallace, Stan (Illinois) . . . . .	HB	(4)	1954	Wilson, George* (Northwestern) . . . . .	E	(11)	1937
Walquist, Laurie (Illinois) . . . . .	QB	(10)	1922	Wilson, Nemiah (Grambling) . . . . .	CB	(1)	1975
Walterscheid, Len (S. Utah) . . . . .	S-KR	(5)	1977	Wilson, Otis (Louisville) . . . . .	LB	(2)	1980
Ward, John (Oklahoma State) . . . . .	C-G	(1)	1976	Wright, Steve (Alabama) . . . . .	T	(1)	1971
Washington, Harry (Colorado St.) . . . . .	WR	(1)	1979	Wyrne, Elmer (Notre Dame) . . . . .	FB	(1)	1928
Watkins, Bobby (Ohio State) . . . . .	HB	(3)	1955	<b>—Y—</b>			
Watts, Ricky (Tulsa) . . . . .	WR	(3)	1979	Ycumans, Maury (Syracuse) . . . . .	T	(4)	1960
Weatherly, Gerald (Rice) . . . . .	C	(3)	1956	Young, Adrian (So. Calif.) . . . . .	LB	(1)	1973
Wetoska, Bob (Notre Dame) . . . . .	T	(10)	1960	Young, Randolph* (Milikini) . . . . .	T	(1)	1920
Wetzel, Damon (Ohio State) . . . . .	HB	(1)	1935	Youngblood, George (L.A. State) . . . . .	S	(1)	1969
Wheeler, Ted (W. Texas State) . . . . .	G	(1)	1970	Yourist, Abe . . . . .	E	(1)	1923
Wheeler, Wayne (Alabama) . . . . .	WR	(1)	1974	<b>—Z—</b>			
White, Roy (Valparaiso) . . . . .	FB	(5)	1923	Zanders, Emanuel . . . . .	G	(1)	1981
White, Wilford (Ariz. St.) . . . . .	HB	(2)	1951	Zarnas, Gust (Ohio State) . . . . .	G	(1)	1938
Whitman, S. J. (Tulsa) . . . . .	HB	(2)	1953	Zeller, Joe (Indiana) . . . . .	G	(6)	1933
Whitsell, Dave (Indiana) . . . . .	DB	(6)	1961	Zizak, Vince* (Villanova) . . . . .	G	(1)	1934
Whittenton, Jesse (West Texas) . . . . .	HB	(1)	1958	Zorich, George* (Northwestern) . . . . .	G	(3)	1944
Wightkin, Bill (Notre Dame) . . . . .	DE	(8)	1950	Zucco, Vic (Michigan State) . . . . .	HB	(3)	1957

## Assistant Coaches

Name	Seasons	Years					
Allen, George	8	1958-65		Hilton, John	3	1975-77	
Anderson, Hunk	8	1940-42, 1946-50		Jagade, Chick	1	1956	
Austin, Bill	1	1971		Johnsos, Luke	30	1935-39, 1941-42	
Bratkowski, Zeke	3	1972-74				1946-68	
Brumbaugh, Carl	3	1938, 1940, 1944		Kuhlmann, Hank	4	1978-81	
Callahan, Ray	3	1975-77		LaRue, Jim	4	1978-81	
Carr, Jim	3	1969, 1973-74		Lord, Bob	1	1974	
Cherundolo, Chuck	6	1966-68, 1972-74		Luckman, Sid	16	1954, 1956-70	
Cody, Ed	6	1965-70		Marchibroda, Ted	1	1981	
Conner, George	2	1956-57		Mather, Chuck	8	1958-65	
DeCorrevont, Bill	1	1949		Meyer, Ken	3	1978-80	
Dimancheff, Babe	3	1966-68		Moss, Perry	4	1970-73	
Dookey, Jim	6	1963-67, 81		O'Connor, Fred	3	1975-77	
Dovell, Whitey	3	1972-74		Piumb, Ted	2	1980-81	
Driscoll, Paddy	20	1941-55, 1958-62		Ringo, Jim	3	1969-71	
Ecklund, Brad	3	1975-77		Ronzani, Gene	3	1947-49	
Fichtner, Ross	3	1975-77		Ryan, Buddy	4	1978-81	
Fortunato, Joe	2	1967-68		Scovil, Doug	1	1978	
Frei, Jerry	3	1978-80		Shaughnessy, Clark	12	1951-62	
George, Bill	1	1972		Shaw, Bob	3	1969-71	
Gerhart, Doug	1	1979		Shinnick, Don	2	1970-71	
Gibron, Abe	7	1965-71		Stanfel, Dick	1	1981	
Gillman, Sid	1	1977		Stoltz, Jerry	4	1973-76	
Goldston, Ralph	1	1974		Stydahar, Joe	2	1963-64	
Grange, Red	8	1933-40		Turner, Bulldog	4	1952-56	
Handler, Phil	17	1952-68		Walquist, Laurie	2	1933-34	
Haupt, Dale	4	1978-81		Wilson, George	2	1947-48	

# ALL-LEAGUE SELECTIONS

(As Listed By The National Football League)

1931 Red Grange ..... HB	1945 Sid Luckman* ..... QB	Stan Jones ..... G
1932 Jules Carlson ..... G	1946 Ken Kavanaugh ..... E	1961 Doug Atkins ..... DE
Luke Johnsos ..... E	Ray Bray ..... G	Mike Ditka ..... TE
Bronko Nagurski ..... FB	Hugh Gallarneau ..... HB	Bill George ..... LB
1933 Bill Hewitt ..... E	Sid Luckman ..... QB	1962 Mike Ditka ..... TE
Joe Kopcha ..... G	Bulldog Turner ..... C	1963 Doug Atkins ..... DE
Bronko Nagurski ..... FB	1947 Fred Davis ..... T	Mike Ditka ..... TE
1934 Beattie Feathers ..... HB	Ken Kavanaugh ..... E	Joe Fortunato ..... LB
Bill Hewitt ..... E	Sid Luckman ..... QB	Bill George ..... MLB
Joe Kopcha ..... G	1948 Ray Bray ..... G	Richie Petitbon ..... S
Bronko Nagurski ..... FB	Bulldog Turner ..... C	Roosevelt Taylor ..... S
1935 Bill Karr ..... E	1949 Ray Bray ..... G	1964 Mike Ditka ..... TE
Joe Kopcha ..... G	1950 Dick Barwegan ..... G	Joe Fortunato ..... LB
George Musso ..... T	George Connor ..... T	Johnny Morris ..... FL
1937 George Musso ..... T	Johnny Lujack ..... QB	1965 Dick Butkus ..... MLB
Joe Stydahar ..... T	1951 Dick Barwegan ..... G	Joe Fortunato ..... LB
1938 Danny Fortmann ..... G	George Connor OT & DT	Gale Sayers ..... RB
Joe Stydahar ..... T	1952 George Connor LB & OT	1966 Gale Sayers ..... RB
1939 Danny Fortmann ..... G	1953 George Connor LB & OT	1967 Dick Butkus ..... MLB
Bill Osmanski ..... FB	1954 Harlon Hill ..... E	Gale Sayers ..... RB
Joe Stydahar ..... T	1955 George Connor ..... LB	1968 Dick Butkus ..... MLB
1940 Danny Fortmann ..... G	Bill George ..... MG	Gale Sayers ..... RB
Joe Stydahar ..... T	Harlon Hill ..... E	1969 Dick Butkus ..... MLB
1941 Danny Fortmann ..... G	Stan Jones ..... G	Gale Sayers ..... RB
Sid Luckman ..... QB	Bill Wightkin ..... T	1970 Dick Butkus ..... MLB
George McAfee ..... HB	1956 Rick Casares ..... FB	Dick Gordon ..... WR
Bulldog Turner ..... C	Bill George ..... MG	1972 Dick Butkus ..... MLB
1942 Lee Artoe ..... T	Harlon Hill ..... E	1975 Wally Chambers ..... DT
Gary Famiglietti ..... FB	Stan Jones ..... G	1976 Wally Chambers ..... DT
Danny Fortmann ..... G	Larry Strickland ..... C	Walter Payton ..... RB
Sid Luckman ..... QB	1957 Bill George ..... LB	1977 Walter Payton ..... RB
Bulldog Turner ..... C	Larry Strickland ..... C	1978 Walter Payton ..... RB
1943 Harry Clark* ..... HB	1958 Bill George ..... LB	1979 Gary Fencik ..... S
Sid Luckman ..... QB	1959 Bill George ..... LB	Walter Payton ..... RB
Dante Magnani ..... HB	Stan Jones ..... G	1980 Walter Payton ..... RB
Bulldog Turner ..... C	1960 Doug Atkins ..... DE	1981 Gary Fencik ..... S
1944 Sid Luckman* ..... QB	Bill George ..... LB	*No official team recognized
Bulldog Turner ..... C		

## THANKSGIVING DAY GAMES

### Bears 7-5

11/29/34 Bears 19, Lions 16  
 11/28/35 Lions 14, Bears 2  
 11/26/36 Lions 13, Bears 7  
 11/28/37 Bears 13, Lions 0  
 11/24/38 Lions 14, Bears 7  
 11/27/47 Bears 34, Lions 14

11/24/49 Bears 28, Lions 7  
 11/26/64 Bears 27, Lions 24  
 11/24/77 Bears 31, Lions 14  
 11/22/79 Lions 20, Bears 0  
 11/27/80 Bears 23, Lions 17  
 11/26/81 Cowboys 10, Bears 9

# Bears in the Pro-Bowl

(1951-1970 NFL East vs. West, 1971 — NFC vs. AFC)

1982: Gary Fencik, S	Roosevelt Taylor, DB	Rick Casares, RB
1981: Gary Fencik, S	Mike Pyle, C	J. C. Caroline, HB
Dan Hampton, DE	Bill Wade, QB	Larry Strckland, C
Walter Payton, RB	Joe Marconi, RB	McNeil Moore, HB
1980: Walter Payton, RB	George Halas, Coach	1956: Stan Jones, G
1979: Walter Payton, RB		Bill Wightkin, T
1978: Allan Ellis, CB		Harlon Hill, WR
Walter Payton, † RB	1963: Mike Ditka, TE	Rick Casares, RB
1977: Wally Chambers, DT	Doug Atkins, DE	Jack Hoffman, E
Walter Payton, RB	Joe Fortunato, LB	Ed Brown, QB
1976: Wally Chambers, DT	Richie Petitbon, DB	Bill George, LB
1975: None	1962: Stan Jones, G	1955: Harlon Hill, WR
1974: Wally Chambers, DT	Doug Atkins, DE	Bill Bishop, T
1973: Dick Butkus, LB	Bill George, LB	Bill George, LB
Ron Smith, KR	Mike Ditka, TE	Ed Sprinkle, DE
1972: Dick Gordon, WR	1961: Stan Jones, G	1954: George Connor, T-LB
Dick Butkus, LB	Doug Atkins, DE	Don Kindt, HB
1971: Dick Butkus, LB	Bill George, LB	Jack Hoffman, E
Cecil Turner, KR	Johnny Morris, FL	Fred Williams, DT
Bobby Joe Green, F	1960: Stan Jones, G	1953: Dick Barwegan, G
Dick Gordon, * WR	Doug Atkins, DE	Fred Williams, DT
1970: Gale Sayers, † RB	Bill George, LB	Gene Schroeder, E
Dick Butkus, LB	Rick Casares, RB	George Connor, T-LB
1969: Dick Butkus, LB	Erich Barnes, DB	Ed Sprinkle, DE
Roosevelt Taylor, DB	Fred Williams, DT	1952: Dick Barwegan, G
Gale Sayers, * RB	1959: Doug Atkins, † DE	George Connor, T-LB
1968: Gale Sayers, † RB	Stan Jones, G	John Dottley, RB
Dick Butkus, LB	Joe Fortunato, LB	Bulldog Turner, C-LB
1967: Gale Sayers, † RB	Bill George, LB	Johnny Lujack, QB
Dick Butkus, LB	Willie Galimore, RB	Ed Sprinkle, DE
Richie Petitbon, DB	Rick Casares, RB	Ray Bray, G
1966: Gale Sayers, RB	Fred Williams, DT	1951: Ray Bray, G
Dick Butkus, LB	1958: Doug Atkins, DE	Ed Sprinkle, DE
Doug Atkins, DE	Rick Casares, RB	George Connor, T-LB
Joe Fortunato, LB	Bill George, LB	Fred Davis, T
Mike Ditka, TE	Stan Jones, G	Dick Barwegan, G
1965: Joe Fortunato, LB	Kline Gilbert, T	Bulldog Turner, C-LB
Mike Ditka, TE	1957: Harlon Hill, WR	Johnny Lujack, QB
Johnny Morris, * FL	Stan Jones, G	
1964: Joe Fortunato, LB	Bill George, LB	
Mike Ditka, TE	Ed Brown, QB	
Doug Atkins, DE		
Richie Petitbon, DB		

\* Denotes selected for game but did not play due to injuries.

† Denotes game's outstanding back, lineman

## BEAR HOMECOMING

Hatas University will stage its 46th annual reunion this season as the Club fetes its former players at a Homecoming Dinner during a home game weekend. Upset by the Redskins 24-7 last year on Homecoming, the Bears own a 24-20-1 record on that day. The first Bear Homecoming found Chicago tipping LA 15-7 on Nov. 28, 1937.



## BEAR HISTORICAL HIGHLIGHTS

9/17/20—George Halas representing the Decatur Staleys meets with representatives of 12 other clubs at Ralph Hay's Hupmobile showroom in Canton, O., forming the American Professional Football Association—which later became the NFL. Membership is set at \$100.

11/26/25—Halas takes the Bears and Grange on a 16 game coast-to-coast tour that sees the Club play 16 games from Nov. 26 thru Jan. 31 interrupted by a two-week rest. The Bears post a 11-4-1 record during the incredible endurance run.

11/26/25—Grange's first game... 36,000 see Bears and Cardinals go 0-0 in Wrigley Field with Grange held to 36 yards.

11/29/25—A snowstorm holds Wrigley crowd to 28,000 but Grange runs for 140 yards and Bears trip Columbus Tigers 14-13.

12/2/25—Grange scores 4 TDs as Chicago crushes St. Louis 39-6 in St. Louis.

12/5/25—35,000 pack Philadelphia's Shibe Park to see Grange score 2 TDs and the Bears top the Frankford Yellowjackets 14-7.

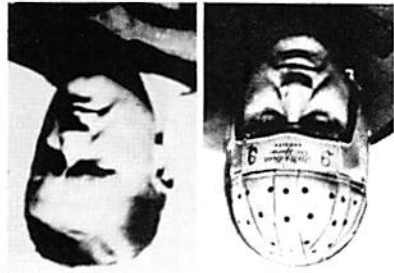
12/6/25—73,000 New Yorkers watch Grange ram-bie 30 yards with an interception for his only TD as the Bears defeat the Giants 19-7.

1/1/26—Grange runs for 135 yards against Jim Thorpe's Tampa Cardinals and the Bears win 17-3.


1/16/26—Grange gets 2 TDs as the Bears impress 75,000 in the LA Coliseum beating the LA Tigers 17-7.

1/31/26—Grange rambles for 99 yards and 2 TDs as Bears destroy Washington All-Stars in Seattle 34-0.

**GEORGE TRAFTON, C.**, induced 1964. Played 12 seasons with Bears from 1920 to '32 and never made a bad snap. College star at Notre Dame. First center to snap with one hand. Wore jersey 13.



**ED HEALEY, T.**, induced 1964. Played for Bears five seasons from 1922 to 1927. First player purchased by Bears—from Rock Island where he played two seasons. Termed "the most versatile tackle of all time" by Halas. First president (1937) of Bear alumni association. College ball at Dartmouth. Wore jersey 16.



**GEORGE HALAS, End-coach-Owner, induced 1963.** Started Bears as Decatur Staleys in 1920; has been with Bears ever since (with time out for Navy duty in WWII). Co-organizer of forerunner of NFL. Coached for 40 seasons and retired with an all-time 326 victories. Played pro ball for 11 seasons starting with Hammond Pros in 1919. Wore jersey 7.

1920—The Staleys shunt 12 of their 13 toes, lose only to the Chicago Cardinals (7-6 at Normal Park) and post a 10-1-2 record. Each player is paid \$1,900 for the season.

1921—Decatur Staley AC becomes Chicago Staleys. Days in Wrigley Field, and wins the APFA title with 9-1-1 record. A. E. Staley gives George Halas the Club with \$5,000 to keep the Staley name partner.

1/28/22—Franchise renamed Decatur Bears.

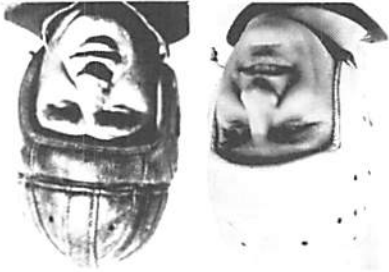
1922—Bears have League's first "fight song" when "Pride of Old Chicago" is composed. It's Club's official song until 1941.

11/27/22—First Chicago player deal: Bears buy tackle Ed Healey's contract from the Rock Island Independents for \$100—twice the going rate for a franchise that season.

12/17/24—Bears defeat Cleveland Bulldogs 23-0 at Wrigley Field for NFL championship that is later awarded to Cleveland at League meeting.

11/22/25—Harold Red Grange signs with Bears (Cash & Carry) Pyle negotiates a \$100,000 deal with the Bears.

**HAROLD (RED) GRANGE, HB, inducted 1963.** Played seven seasons with Bears: 1925, then 1929-34. Spent 1926-28 with own NY team. Showcasing the Galloping Ghost, Bears played 16 games from 11/26/25 to 1/31/26 from coast to coast posting 11-4-1 record. Made first all-Pro team 1931. His jersey number 77 is retired.



Spartans 9-0 for the NFL championship. The game was played before 11,198 indoors at Chicago Stadium on an 80-yard field.

**1932**—Franchise loses \$18,000 prompting Dutch Sternaman to unload his half of the Bears to George Halas.

**1933**—George Halas returns as head coach and takes club out of town for training camp for the first time. University of Notre Dame is the host.

**11/5/33**—Boston Redskins delight home fans by whitewashing Bears 10-0 ending Chicagoan's 30-game unbeaten string.

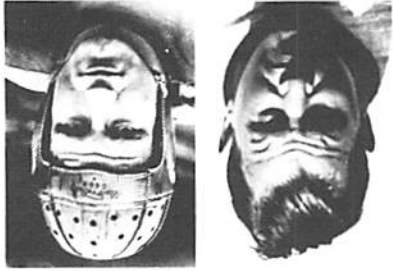
**12/17/33**—Bears use Rookie Jack Manders' accurate kicking for 11 points and defeat the Giants 23-11 in the NFL's first championship game. Some 26,000 Chicagoans watched in Wrigley Field as the Bears notched the winning TD—a Bronko Nagurski pass to Bill Hewitt who lateraled to Bill Karr, covering 36 yards.

**1934**—Halas University, the Bears alumni association, begins. Annually, Bear veterans return during season for Homecoming Weekend.

**1934**—Bears hold training camp at Lane Tech High in the City.

**8/31/34**—A classic is born as 79,432 watch the NFL champion Bears held to a scoreless tie by the

**ROY (LINK) LYMAN, T, inducted 1964.** Played seven seasons for Bears between 1926 and '34. Started pro career with Canton in 1922, college star at Nebraska. Played defense with stunting style setting trend for modern play. Wore five jersey numbers during career: 2, 11, 12, 14, 77.



**BRONKO NAGURSKI, FB-T, inducted 1963.** Played nine seasons with Bears from 1930 to '37 and 1943 (after retiring). All-Pro three times. Most punishing runner of all time: Minnesota all-America. Sixth on all-time Chicago rushing Chicago rushing list. His jersey number 3 is retired. Also wore number 16.

**3/1/26**—Bears open Loop offices at 111 W. Washington.

**1927**—Playing for NY Yankees against Bears. Grange catches cleats in mud and claims "I was just another haliback after that."

**1928**—Grange resigns with Bears and plays until 1934.

**9/12/28**—Bears begin daily practicing at Wrigley Field.

**1930**—After a 4-8-2 1929 season, George Halas replaces himself as head coach with Ralph Jones. Jones posts a 24-10-7 record during his three seasons.

**1930**—Bears fined \$1,000 by Commissioner Joe Carr for premature signing of Notre Dame RB Joe Savoldi. Savoldi plays just four games losing job to Bronko Nagurski.

**1930**—Bears and Cardinals play football's first indoor game on an 80-yard field at Chicago Stadium. It's an exhibition for unemployment relief.

**11/16/31**—New Yorkers (including Gov. Alfred E. Smith and Mayor Jimmy Walker) in field boxes at \$100 a seat watch Bears top Giants in Polo Grounds 12-6.

**12/18/32**—Bronko Nagurski hits Red Grange with a two-yard TD pass and the Bears top the Portsmouth 120 / CHICAGO

**BILL HEWITT, E, inducted 1971.** Played five seasons with Bears from 1932 to 1936 then four more seasons with Eagles. All-League in '33 and '34. Helmetless player who starred at Michigan. His number 56 is retired.



**George Musso, T-G, inducted 1982.** Played for Bears from 1933 to 1944. All-Pro in 1935 as a tackle and in 1937 as a guard. College ball at Milliken. Wore jersey 16.

first College All-Star team in a game sponsored by Chicago Tribune Charities in Soldier Field.

**12/2/34**—Rookie Beattie Feathers becomes first pro back to rush for 1,000 yards with 1,004 to lead NFL.

**12/9/34**—Undeclared Bears slip before Giants in NFL title tilt at Polo Grounds 30-13 before 35,059. With Chicago leading 10-3 at the half, NY dons basketball sneakers and scores 27 points.

**1935**—Training camp is conducted at St. John's Military Academy in Delafield, Wis.

**1936**—Joe Stydahar, tackle, West Virginia, is the first Bear draft pick. Bears also obtain rights to NFL's first draft pick Jay Berwanger but the Chicago star elects to pass up football.

**12/12/37**—Bears win Western Division title but lose NFL Championship 28-21 to Redskins at Wrigley Field. Nemesis Sammy Baugh hits 18 of 33 for 335 yards and 3 TDs. Jack Manders scores 15 of the Chicago points. A Chicago player's share is \$127.78.

**2/2/40**—Detroit fined \$5,000 for tampering with Bear draft pick Clyde Bulldog Turner.

**12/8/40**—Ten Bears tally TDs as Chicago rips Washington 73-0 for the NFL title before 36,034 in D. C. The rout signals the beginning of pro football's modern era with the formal unveiling of the T-formation. The Bears got \$873 per man. Chicago's defense intercepts eight Redskin passes permits but 22 yards rushing.

**1941**—Bears get new fight song—"Bear Down Chicago Bears" is published.

**12/14/41**—Bears and Packers agree their playoff game should be played to a "sudden-death" finish in event of tie. NFL adopts "sudden-death" plan 1/24/47.

**12/21/41**—Shocked by Pearl Harbor only 13,341 watch the Bears rout the Giants 37-9 for the NFL crown in Wrigley Field behind FB Norm Standlee's two short TD runs and frosting TDs by George McAfee and Ken Kavanaugh.

**12/13/42**—George Halas departs for the US Navy prior to the NFL title game which Chicago loses 14-6 in Washington. Bears score on Lee Artoe's 50-yard fumble return.

**1943**—Hunk Anderson and Luke Johnsos co-coach the wartime Bears for the next three seasons compiling a 15-11-2 record.

**11/14/43**—Sid Luckman becomes the first pro to pass for over 400 yards in a game. He hits the Giants with 433 and seven TDs.

**12/26/43**—The Bears blast Washington 41-21 in Wrigley Field for the NFL title before 34,320 fans. Sid Luckman throws five TD passes (2 each to Harry Clark and Dante Magnani). Bronko Nagurski scores his last Bear TD, a 3-yard smash.

**8/8/44**—Bears open training camp at St. Joseph's College, Rensselaer, Ind. The association lasts until 1975.

**DANNY FORTMANN, G, inducted 1965.** Played eight seasons with Bears from 1936 to '43 after college ball at Colgate. Received M.D. from U. of Chicago 1940. Punishing blocker despite 6-0, 210-pounds, and helmetless style. All-Pro five times. Jersey number 21.



**JOE STYDAHAR, T, inducted 1967.** Played nine seasons with Bears from 1936 to 1946 with time out for WWII. First player ever drafted by Bears. Played at West Virginia. All-Pro four times. Played on three NFL championship teams. Wore jersey 13.

**SID LUCKMAN, QB, inducted 1965.** Played 12 seasons with Bears from 1939 to '50. Tailback at Columbia. All-Pro six times. Directed Bears to four NFL championships. Still leads NFL in percentage throws for TDs with 7.9%, 137 TDs. His number 42 is retired.



**GEORGE McAFEE, HB, inducted 1966.** Played eight seasons with Bears from 1940 to 1950 with time out for WWII. All-Pro in 1941. Held NFL punt return record until a few years ago with 12.78 yards a try. All-America at Duke. His jersey number 5 is retired.

**11/22/45**—George Halas returns to Bears from WWII and his tour of duty with the Navy. The 1-7 Bears respond winning their last two games for a 3-7 record.

**12/15/46**—With George Halas around for the full season, the Bears whip the Giants 24-14 before a record NFL title crowd of 58,346 in the Polo Grounds. After opening with a 21-yard TD pass to Ken Kavanaugh, Sid Luckman gets the winning score on a 19-yard bootleg.

**1948**—Bears make the first trade for a draft choice then select QB Bobby Layne.

**12/11/49**—Johnny Lujack sets NFL passing record with 468 yards against the Cardinals.

**12/17/50**—Bears and Rams tie for Western Division title with 9-3 marks but Rams trip Bears in LA 24-14 breaking tie.

**1956**—Paddy Driscoll starts his two-year tour as head coach after George Halas retires for a third time. Driscoll's two teams own a 14-10-1 record.

**12/30/56**—Giants, with their sneakers again, trounce Chicago 47-7 before 56,836 in Yankee Stadium for NFL title.

**11/2/58**—Bears and Rams establish NFL attendance record drawing 90,833 paid in the L.A. Coliseum. Rams win 41-35.

**10/22/61**—Bears destroy the scorching 49er shotgun formation 31-0 with Bill George playing middle guard and the defensive line stunting. A Wrigley crowd of 49,070 watch Chicagoans yield just 6 first downs and 132 yards total offense.

**12/29/63**—Bears intercept five YA Title passes and capture NFL title from Giants 14-10 in Wrigley Field before 45,801 and closed circuit TV. Champs share \$5,899 per man. QB Billy Wade gets both TDs on 2-and-1-yard runs.

**1964**—Flanker Johnny Morris catches NFL record 93 passes.

**1965**—Bears set standard for perfect draft selecting LB Dick Butkus and RB Gale Sayers on first round.

**11/25/65**—Gale Sayers scores 6 TDs against 49ers.

**12/12/65**—Rookie Sayers bursts into pro football with a NFL record 22 TDs.

**1966**—Gale Sayers sets NFL combined yards record with 2,440.


**5/27/68**—The all-time winningest coach in football history, George Halas retires from coaching after 40 seasons with 326 wins, 150 defeats, 30 ties.

**CLYDE (BULLDOG) TURNER, C-LB, inducted 1966.** Played 12 seasons with Bears from 1940 to '52 with all-pro honors six times as center. Made 17 interceptions as LB. Played in first two Pro Bowls ('51 & '52). All-America at Hardin-Simmons. His jersey number 66 is retired.



**GEORGE CONNOR, T-LB, inducted 1975.** Played for Bears eight seasons from 1948-55 after college ball at Holy Cross and Notre Dame. At 6-3, 240, Connor was the first of the big, mobile outside backers. All-Pro five times but in 1951-2-3 on both offense and defense. Played in four Pro Bowls. Jersey numbers 71 & 81.

**BILL GEORGE, LB, inducted 1974.** Played 14 seasons with Bears from 1952 to '66 and finished career with Rams. All-Pro eight times. First great NFL middle linebacker. "Created" the position switching from middle-guard in '54. Played in eight Pro Bowls. His jersey number 61 is retired.



**Doug Atkins, DE, inducted 1982.** Played for Bears from 1955 to 1966. All-Pro in 1960, 1961, and 1963. From 1958 through 1966, played in every Pro Bowl but one. Named Outstanding Lineman in '59 Pro Bowl. College ball at Tennessee. Wore jersey 81.

**5/28/68**—Jim Dooley named head coach of the Bears. During his four seasons, the Club posts a 20-36-0 record.

**3/19/70**—George Halas elected president of the National Football Conference as NFL-AFL merge.

**6/16/70**—Bear running back Brian Piccolo dies of cancer. Club establishes Piccolo Fund raising \$340,000 since for cancer fight.

**12/13/70**—Bears say goodbye to Wrigley Field trouncing Green Bay 35-17. They will make Soldier Field their home in 1971.

**1/27/72**—Abe Gibron replaces Jim Dooley as head coach.

**9/12/74**—Jim Finks is named executive vice president, general manager, and chief operating officer after a distinguished career with the Vikings.

**12/17/74**—After three seasons and a League record of 11-30-1, Abe Gibron departs as head coach.

**12/31/74**—Former NFL star linebacker Jack Pardee is named Bear head coach—the first non-Bear to hold the job in the history of the Club.

**3/1/75**—Bears open coaching, training facility at Ferry Hall in Lake Forest.

**7/12/75**—Bears open training camp at Lake Forest College after 31 seasons of training in Rensselaer, Ind.

**11/20/77**—On route to leading the NFL in rushing with a Bear record 1,852 yards. Walter Payton dashes through Vikings in SF for a NFL record 275 yards.

**12/18/77**—A 28-yard FG by Bob Thomas with nine seconds left in overtime gives Bears a six-game win streak, their first playoff spot in 14 years with 9-5 record, and a 12-9 win over the Giants.

**12/26/77**—Bears finish season with 37-7 playoff loss at Dallas but set 28 team records and play before a home record 401,513 fans for seven SF dates.


**1/19/78**—With a three-year record of 20-22, Jack Pardee resigns to seek Redskin coaching job.

**2/16/78**—Neill Armstrong, defensive coordinator of the Minnesota Vikings, becomes head coach.

**9/3/79**—Bears occupy \$1.6 million new headquarters named Halas Hall on Lake Forest College campus.

**12/16/79**—Massive heart attack claims George (Mugs) Halas at 54. Bears go on to route St. Louis 42-6 while Dallas tips Washington 35-34. The combination sends 10-6 Bears to NFC playoffs. QB Mike Phipps finished season with 9-1 record.


**GALE SAYERS, RB, inducted 1977.** Played for Bears seven seasons from 1965 to '71. Unanimous all-NFL five times, NFL Rookie of the Year 1965. Selected for Pro Bowl five times, played in four, most valuable offensive player in three. Selected as all-time All-Pro. Set 23 Bear records and seven NFL records. Wore jersey number 40.



**DICK BUTKUS, MLB, inducted 1979.** Played for Bears nine seasons from 1965-73 after college ball at Illinois. Blessed with great speed and a tremendous competitive desire at 6-3, 245 pounds, Butkus was all-NFL eight times and played in eight Pro Bowls. Jersey number 51.



PRO FOOTBALL HALL OF FAME  
Canton, Ohio



**GEORGE BLANDA, QB-K, inducted 1981.** All-time leading Bear scorer with 541 points in 10 Chicago seasons (1949-58). Came out of retirement in 1960 to play 7 seasons with Houston, 9 with Oakland. In 26-year career scored 2,002 points, threw for 26,920 yards, 236 TDs. Wore 16, 22 for Bears.

**12/23/79**—After leading 17-10 at half, Bears drop 27-17 wildcard game at Philadelphia.

**10/6/80**—In 23-0 whitewash of Tampa Bay at Soldier Field (113th in Club history), Payton rushes for 133 and gains 14 more receiving to raise lifetime combined yardage to 9,492 and break Sayers' Club record.

**12/7/80**—Bears whip Packers 61-7 at Soldier Field equaling Club record for points and setting new standards for first downs (33) and pass completion percentage (83.3%, 20 of 24). QB Vince Evans throws for 316—most by a Bear in 10 years.

**2/4/81**—Neill Armstrong completes reorganization of his offensive staff naming Ted Marchibroda coordinator and Dick Stanfel line coach.

**1/4/82**—After four seasons and League record of 30-34, Neill Armstrong departs as head coach.

**1/20/82**—Mike Ditka, assistant offensive coach of the Dallas Cowboys, becomes head coach.

## RECENT BEAR TRADES

### 1982

**Date Bears Obtained**

4/28 LB Rod Shoate

4/27 1983 1st round draft

### 1981 NONE

### 1980

8/19 MLB Terry Tautolo

8/18 CB Hank Williams

### 1979 NONE

### 1978

9/5 WR Golden Richards

8/29 RB Alvin Maxson

8/22 TE Mike Cobb

5/2 1978 5th round draft pick &  
1978 6th round draft pick.

4/20 DE Tommy Hart

4/12 TE Bob Moore & 1979  
1st round draft pick  
(DT Dan Hampton)

### 1977

8/31 DE Billy Newsome

5/3 QB Mike Phipps

5/2 RB Tommy Reamon

4/13 Two 1977 6th round  
draft picks.

### 1976

9/13 RB Larry Schreiber

5/12 DE Royce Berry

4/8 1976 1st round draft  
pick (T Dennis Lick).

### 1975

(The Bears made 16 trades during the 1975 season. The following is the one involving a player still in the NFL.)

1/28 G Noah Jackson

124 / CHICAGO

### From

Patriots

Buccaneers

Eagles

Raiders

Cowboys

Steelers

Bengals

Chiefs

49ers

Buccaneers

Bills

Browns

Chiefs

Buccaneers

49ers

Bengals

Detroit

### For

1983 5th round draft choice.

1982 2nd round draft choice.

Conditional Pick

Conditional Pick

1979 5th round draft choice & 1980  
3rd round draft choice.

Considerations

1979 4th round draft choice.

1978 4th round draft choice.

1978 2nd round draft choice.

DT Wally Chambers

C Connie Zelencik

1977 4th round draft choice & 1978  
1st round draft choice.

1977 6th round draft choice.

QB Gary Huff.

1978 5th round draft choice.

1978 5th round draft choice.

1976 1st & 3rd round draft choices.

1975 7th round draft choice & 1976

5th round draft choice.

# BEARS VS THE NFL

Opponents (1st game)	Opp.	Pts.	Pct.	Lost	Tied	Won	Bears:
Atlanta Falcons (1966)	255	190	.333	0	8	4	
Regular Season	255	190	.333	0	8	4	
Baltimore Colts (1956)	817	775	.436	1	22	17	
Regular Season	708	658	.393	0	20	13	
Pre-Season	109	117	.667	1	2	4	
Buffalo Bills (1969)	79	104	.800	1	1	4	
Regular Season	29	44	.667	0	1	2	
Pre-Season	50	60	.833	0	1	2	
Cincinnati Bengals (1972)	136	70	.286	0	5	2	
Regular Season	30	17	.000	0	2	0	
Pre-Season	106	53	.400	0	3	2	
Cleveland Browns (1950)	566	414	.261	0	17	6	
Regular Season	216	110	.250	0	6	2	
Pre-Season	350	304	.267	0	11	4	
Dallas Cowboys (1960)	303	233	.385	0	8	5	
Regular Season	202	154	.333	0	6	3	
Pre-Season	64	72	.667	0	1	2	
Playoffs	37	7	.000	0	1	0	
Denver Broncos (1970)	162	157	.444	0	5	4	
Regular Season	88	92	.400	0	3	2	
Pre-Season	74	65	.500	0	2	2	
Detroit Lions (1934)	1,710	1,863	.585	3	39	55	
Regular Season	1,693	1,839	.581	0	39	54	
Pre-Season	17	24	1.000	0	0	1	
Green Bay Packers (1921)	2,174	2,292	.529	9	65	73	
Regular Season	1,818	2,037	.555	6	53	66	
Pre-Season	342	222	.333	3	12	6	
Playoffs	14	33	1.000	0	0	1	
Houston Oilers (1969)	235	199	.455	0	6	5	
Regular Season	71	41	.333	0	2	1	
Pre-Season	164	158	.500	0	4	4	
Kansas City Chiefs (1967)	162	85	.333	0	4	2	
Regular Season	59	51	.667	0	1	2	
Pre-Season	103	34	.000	0	3	0	
Los Angeles Rams (1946)	1,215	1,280	.596	3	21	31	
Regular Season	1,135	1,224	.612	3	19	30	
Pre-Season	56	42	.500	0	1	1	
Playoffs	24	14	.000	0	1	0	
Miami Dolphins (1961)	181	74	.167	1	5	1	
Regular Season	111	32	.000	0	3	0	
Pre-Season	70	42	.333	1	2	1	
Minnesota Vikings (1961)	945	795	.419	2	25	18	
Regular Season	873	721	.425	2	23	17	
Pre-Season	72	74	.333	0	2	1	
New England Patriots (1972)	0	0	.000	0	3	0	
Regular Season	40	17	.000	0	2	0	
Pre-Season	27	17	.000	0	1	0	

## BEARS VS THE NFL

Opponents (1st game)	Bears:	Won	Lost	Tied	Pct.	Pts.	Opp.
New Orleans Saints (1968)		7	3	0	.700	237	153
Regular Season		6	2	0	.750	210	127
Pre-Season		1	1	0	.500	27	26
New York Giants (1925)		38	22	2	.633	1,024	798
Regular Season		22	14	2	.605	619	443
Pre-Season		12	6	0	.667	287	224
Playoffs		4	2	0	.667	118	131
New York Jets (1974)		4	1	0	.800	112	65
Regular Season		1	1	0	.500	44	36
Pre-Season		3	0	0	1.000	68	29
Oakland Raiders (1972)		2	4	0	.333	123	114
Regular Season		1	3	0	.250	90	87
Pre-Season		1	1	0	.500	33	27
Philadelphia Eagles (1933)		32	12	1	.727	1,012*	666*
Regular Season		18	3	1	.857	564*	247*
Pre-Season		14	8	0	.619	431	392
Playoffs		0	1	0	.000	17	27
Pittsburgh Steelers (1934)		31	10	1	.756	1,033*	633*
Regular Season		16	4	1	.800	543*	296*
Pre-Season		15	6	0	.714	490	337
St. Louis Cardinals (1920)		61	38	6	.616	1,952	1,378
Regular Season		52	23	6	.693	1,572	943
Pre-Season		9	15	0	.375	380	435
San Diego Chargers (1970)		2	4	0	.333	86	119
Regular Season		1	3	0	.250	55	105
Pre-Season		1	1	0	.500	31	14
San Francisco 49ers (1950)		23	22	1	.511	1,024	1,014
Regular Season		22	22	1	.500	1,000	1,007
Pre-Season		1	0	0	1.000	24	7
Seattle Seahawks (1976)		2	2	0	.500	97	70
Regular Season		1	1	0	.500	63	38
Pre-Season		1	1	0	.500	34	32
Tampa Bay Buccaneers (1976)		7	3	0	.700	155	110
Regular Season		6	3	0	.667	145	103
Pre-Season		1	0	0	1.000	10	7
Washington Redskins (1937)		36	17	0	.679	1,267	869
Regular Season		12	8	0	.600	466	380
Pre-Season		22	7	0	.759	660	426
Playoffs		2	2	0	.500	141	63
*In 1943 the Pittsburgh and Philadelphia teams were combined, the Bears' 48-21 victory points are included in both teams final scores.							
Totals: All Opponents		676	403	52	.627	22,096	16,842
Regular Season		461	299	42	.607	14,954	12,215
Pre-Season		207	97	10	.681	6,803	4,331
Playoffs		8	7	0	.533	339	296
Totals: 27 Active NFL		472	372	31	.560	16,687	14,996
Regular Season		354	275	25	.563	12,598	11,140
Pre-Season		111	90	6	.552	3,759	3,560
Playoffs		7	7	0	.500	330	296



## ALL TIME COACHING RECORDS

Years	Coach	Won	Lost	Tied	Pct.	Seasons	Games
1920-67	George Halas	480	201	35	.695	40	716
	Regular Season	320	147	31	.674		498
	Pre-Season	154	51	4	.746		209
	Playoffs	6	3	0	.667		9
1930-32	Ralph Jones	30	11	8	.694	3	49
	Regular Season	24	10	7	.671		41
	Pre-Season	5	1	1	.786		7
	Playoffs	1	0	0	1.000		1
1942-45	Anderson & Johnsos	30	15	2	.660	3	47
	Regular Season	22	11	2	.657		35
	Pre-Season	7	3	0	.700		10
	Playoffs	1	1	0	.500		2
1956-57	John L. Driscoll	23	12	2	.649	2	37
	Regular Season	14	9	1	.604		24
	Pre-Season	9	2	1	.792		12
	Playoffs	0	1	0	.000		1
1968-71	Jim Dooley	31	47	1	.399	4	79
	Regular Season	20	36	0	.357		56
	Pre-Season	11	11	1	.500		23
1972-74	Abe Gibron	16	40	4	.300	3	60
	Regular Season	11	30	1	.274		42
	Pre-Season	5	10	3	.361		18
1975-77	Jack Pardee	30	32	0	.484	3	62
	Regular Season	20	22	0	.476		42
	Pre-Season	10	9	0	.526		19
	Playoffs	0	1	0	.000		1
1978-81	Neill Armstrong	36	45	0	.444	4	81
	Regular Season	30	34	0	.469		64
	Pre-Season	6	10	0	.375		16
	Playoffs	0	1	0	.000		1

## 1981 Honey Bears



## ALL-TIME SEASON SCORES

1920 .909				1922 .750				1924 .857			
Won 10		Lost 1 Tied 2		Won 9		Lost 3		Won 6		Lost 1 Tied 4	
George S. Halas				George S. Halas				George S. Halas			
Ed Sternaman — Coaches				Ed Sternaman — Coaches				Ed Sternaman — Coaches			
Moine	20	0		Rochester Legion	4	0		G.B. Packers	SB	0	1
Rewarer	27	0		Rock Island	10	4		Rock Island	RM	0	2
Rock Island	7	0		Rochester	7	0		Rochester Legion	RM	10	10
Chicago Tigers	10	0		Buffalo All-Americans	7	0		Chicago Cardinals	RM	6	0
Rochford	29	0		Canton Bulldogs	4	1		Frankford Yellowjackets	RM	34	4
Champaign	20	0		Dayton Triangles	4	1		Rock Island	RM	3	1
Hammond	28	7	0	Thompson Indians	14	1		Columbus Tigers	RM	12	6
Rock Island	8	0		Rock Island	4	0		Rochester Legion	RM	3	3
Minneapolis Marines	3	0		Argon Indians	10	10		G.B. Packers	RM	3	0
Chicago Tigers	6	0		Chicago Cardinals	RM	0	4	Chicago Cardinals	RM	21	0
Cardinals	(RM)	6	7	Toledo	12	11		Milwaukee Badgers	RM	11	14
Cardinals	(RM)	15	0	Chicago Cardinals	RM	0	9			122	34
Argon	0	0									
	166	14									

1921 .909				1923 .818				1925 .643			
Won 10		Lost 1 Tied 1		Won 9		Lost 2 Tied 1		Won 9		Lost 5 Tied 3	
George S. Halas				George S. Halas				George S. Halas			
Ed Sternaman — Coaches				Ed Sternaman — Coaches				Ed Sternaman — Coaches			
Wauegan	35	0		Rock Island	0	1		Rock Island	RM	0	0
Rock Island	14	10		Rochester Legion	3	1		G.B. Packers	RM	10	14
Rochester	16	13		G.B. Packers	SB	4	1	Detroit Panthers	RM	0	0
Dayton Triangles	7	0		Buffalo	14	1		Hammond	RM	24	7
Detroit Marauders	20	9		Canton Bulldogs	0	4		Cleveland Bulldogs	RM	7	0
Rock Island	3	0		Chicago Cardinals	26	0		Chicago Cardinals	RM	0	9
Cleveland Tigers	22	7		Argon Indians	10	6		Rock Island	RM	6	0
Buffalo All Stars	6	7		Rock Island	7	4		Frankford Yellowjackets	RM	14	13
Green Bay Packers	(RM)	20	0	Hammond Pros	14	7		N.Y. Giants	(RM)	19	7
Buffalo All Stars	10	7		Chicago Cardinals	RM	3	0	Providence	RM	6	9
Canton Bulldogs	10	0		Rock Island	29	7		Detroit Panthers	RM	0	21
Chicago Cardinals	(RM)	0	0	Milwaukee Badgers	0	0		N.Y. Giants	RM	0	3
	163	53			173	35			158	96	

## CITIES CODE

A	Atlanta, Ga.	HE	Hershey, Pa.	PH	Philadelphia, Pa.
AK	Akron, O.	JA	Jacksonville, Fla.	PI	Pittsburgh, Pa.
B	Birmingham, Ala.	KC	Kansas City, Mo.	PO	Portsmouth, O.
BF	Buffalo, N.Y.	LA	Los Angeles, Ca.	R	Raleigh, N.C.
BL	Baltimore, Md.	M	Minnesota	RI	Richmond, Va.
BO	Boston, Mass.	ME	Memphis, Tenn.	RK	Rock Island, Ill.
BR	Brooklyn, N.Y.	MI	Miami, Fla.	S	Soldier Field
C	Canton, O.	MP	Mills Park, Chicago	SB	South Bend, Ind.
CH	Charleston, W.Va.	ML	Milwaukee, Wis.	SD	San Diego, Ca.
CI	Cincinnati, O.	MN	Moine, Ill.	SE	Seattle, Wa.
CL	Cleveland, O.	MO	Montreal, Canada	SF	San Francisco, Ca.
CM	Comiskey Park	NA	Nashville, Tenn.	SL	St. Louis, Mo.
CN	Champaign, N.	NE	New England	SP	Spokane, Wa.
CR	Cedar Rapids, Ia.	NF	Norfolk, Va.	T	Tulsa, Okla.
D	Detroit, Mich.	NJ	East Rutherford, N.J.	TB	Tampa Bay, Fl.
DA	Dallas, Tex.	NO	New Orleans, La.	TO	Toronto, Canada
DN	Denver, Colo.	NP	Normal Park, Chicago	W	Wrigley Field
DS	Dyche Stadium	NY	New York, N.Y.	WA	Washington, D.C.
GB	Green Bay, Wis.	O	Oakland, Ca.		
H	Houston, Tex.	P	Pontiac, Mich.		

1926 .923  
**Won 12 Lost 1 Tied 3**

George S. Halas — Coach	Bears	Opp.
Ed Sternaman — Coaches		
Minneapolis Redjacks	10	7
G. B. Packers	(GB)	6
Detroit Panthers	10	7
N. Y. Giants	(NY)	7
Chicago Cardinals	(W)	16
Duluth Eskimos	24	6
Akron	17	0
Louisville	34	0
Chicago Cardinals	(S)	10
Minneapolis Redjacks	(W)	10
G. B. Packers	(W)	19
Chicago Cardinals	(S)	0
Canton Bulldogs	35	0
Frankford Yellowjackets	6	7
Pottsville	9	7
G. B. Packers	(W)	3
	216	61

1930 .692  
**Won 9 Lost 4 Tied 1**

Ralph Jones — Coach	Bears	Opp.
Brooklyn Dodgers	(MP)	0
G. B. Packers	(GB)	0
Minneapolis Redjacks	(W)	20
N. Y. Giants	(W)	0
Chicago Cardinals	(CM)	12
Portsmouth	6	7
Frankford Yellowjackets	13	7
Minneapolis Redjacks	20	7
G. B. Packers	(W)	12
N. Y. Giants	(W)	12
Chicago Cardinals	(W)	6
Portsmouth	14	6
G. B. Packers	(W)	21
Chicago Cardinals	9	7
	165	72

1934 SEASON 1.000  
**Won 13 Lost 0**

George S. Halas — Coach	Bears	Opp.
S. 23 Green Bay Packers	(GB)	24
5.30 Cincinnati Reds	(CI)	21
0.7 Brooklyn Dodgers	(BR)	21
0.10 Pittsburgh Pirates	(PI)	28
0.14 Chicago Cardinals	(W)	20
3.21 Cincinnati Reds	(W)	31
0.28 Green Bay Packers	(W)	27
N. 4 New York Giants	(NY)	27
N. 11 Boston Redskins	(BO)	21
N. 13 New York Giants	(NY)	10
N. 25 Chicago Cardinals	(W)	17
N. 29 Detroit Lions	(D)	19
D. 2 Detroit Lions	(W)	13
	256	66
<b>NFL CHAMPIONSHIP</b>		
O. 3 New York Giants	(NY)	13

1927 .750  
**Won 9 Lost 3 Tied 2**

George S. Halas — Coach	Bears	Opp.
Chicago Cardinals	(NP)	9
G. B. Packers	(GB)	7
New York Yankees	12	0
Cleveland Bulldogs	14	12
Dayton Triangles	14	6
New York Yankees	5	26
Frankford Yellowjackets	0	0
Providence	0	0
Pottsville	30	12
G. B. Packers	(W)	14
N. Y. Giants	(NY)	7
Chicago Cardinals	(W)	0
Frankford Yellowjackets	9	0
Duluth Eskimos	27	14
	149	98

1931 .615  
**Won 8 Lost 5**

Ralph Jones — Coach	Bears	Opp.
Cleveland Indians	21	0
G. B. Packers	(GB)	0
N. Y. Giants	(W)	6
Chicago Cardinals	(W)	26
Frankford Yellowjackets	12	13
G. B. Packers	(W)	2
Portsmouth	9	6
N. Y. Giants	(NY)	12
Brooklyn Dodgers	26	0
Portsmouth	0	3
Chicago Cardinals	(W)	18
N. Y. Giants	(W)	6
G. B. Packers	(W)	7
	145	92

1935 SEASON .600  
**Won 6 Lost 4 Tied 2**

George S. Halas — Coach	Bears	Opp.
S. 22 Green Bay Packers	(GB)	0
S. 29 Pittsburgh Pirates	(PI)	23
0.13 Philadelphia Eagles	(PH)	39
0.20 Brooklyn Dodgers	(W)	24
0.27 Green Bay Packers	(W)	14
N. 3 New York Giants	(NY)	20
N. 10 Boston Redskins	(BO)	30
N. 17 New York Giants	(W)	0
N. 24 Detroit Lions	(D)	20
N. 28 Detroit Lions	(D)	2
D. 1 Chicago Cardinals	(W)	7
D. 8 Chicago Cardinals	(W)	13
	192	106

1928 .636  
**Won 7 Lost 5 Tied 1**

George S. Halas — Coach	Bears	Opp.
Chicago Cardinals	(NP)	15
G. B. Packers	(GB)	12
N. Y. Giants	(W)	13
G. B. Packers	(W)	6
Detroit Wolverines	0	6
New York Yankees	27	0
Dayton Triangles	27	0
Pottsville Maroons	13	6
Chicago Cardinals	(W)	34
Detroit Wolverines	7	14
Frankford Yellowjackets	28	6
G. B. Packers	(W)	0
Frankford Yellowjackets	175	85

1932 .875  
**Won 7 Lost 1 Tied 6**

Ralph Jones — Coach	Bears	Opp.
G. B. Packers	(GB)	0
Staten Island Stapletons	(W)	0
Chicago Cardinals	(W)	0
G. B. Packers	(W)	2
Brooklyn Dodgers	(NY)	13
Staten Island Stapletons	(NY)	27
Boston Redskins	7	7
N. Y. Giants	(NY)	28
Portsmouth Spartans	13	13
Brooklyn Dodgers	20	0
Chicago Cardinals	(W)	34
Portsmouth Spartans	7	7
N. Y. Giants	(W)	6
G. B. Packers	(W)	9
	164	44

1936 SEASON .750  
**Won 9 Lost 3**

George S. Halas — Coach	Bears	Opp.
S. 20 Green Bay Packers	(GB)	30
S. 27 Philadelphia Eagles	(PH)	17
0.4 Pittsburgh Pirates	(PI)	27
0.11 Chicago Cardinals	(W)	7
0.18 Pittsburgh Pirates	(W)	26
0.25 Detroit Lions	(W)	12
N. 1 Green Bay Packers	(W)	10
N. 8 New York Giants	(NY)	25
N. 15 Boston Redskins	(BO)	26
N. 22 Philadelphia Eagles	(PH)	29
N. 26 Detroit Lions	(D)	7
N. 29 Chicago Cardinals	(W)	7
	222	94

1929 .308  
**Won 4 Lost 9 Tied 2**

George S. Halas — Coach	Bears	Opp.
Minneapolis Redjacks	19	6
G. B. Packers	(GB)	0
Minneapolis Redjacks	7	6
Buffalo Bisons	16	0
Chicago Cardinals	(W)	0
Minneapolis Redjacks	27	0
N. Y. Giants	(W)	14
G. B. Packers	(W)	0
Frankford Yellowjackets	14	20
N. Y. Giants	(NY)	0
Buffalo Bisons	7	34
Chicago Cardinals	(CM)	6
Frankford Yellowjackets	6	40
G. B. Packers	(W)	0
N. Y. Giants	(W)	9
	119	227

1933 SEASON .833  
**Won 10 Lost 2 Tied 1**

George S. Halas — Coach	Bears	Opp.
S. 24 Green Bay Packers	(GB)	14
0.8 Boston Redskins	(BR)	7
0.15 Chicago Cardinals	(W)	12
0.22 Green Bay Packers	(W)	10
0.29 New York Giants	(W)	14
N. 5 Boston Redskins	(BO)	0
N. 12 Philadelphia Eagles	(PH)	3
N. 19 New York Giants	(NY)	0
N. 26 Portsmouth Spartans	(W)	17
N. 30 Chicago Cardinals	(W)	22
D. 3 Portsmouth Spartans	(PO)	17
D. 10 Green Bay Packers	(W)	7
	133	82
<b>NFL CHAMPIONSHIP</b>		
D. 17 New York Giants	(W)	23

1937 SEASON .900  
**Won 9 Lost 1 Tied 1**

George S. Halas — Coach	Bears	Opp.
S. 10 Green Bay Packers	(GB)	14
0.4 Pittsburgh Steelers	(PI)	7
0.10 Cleveland Rams	(CL)	20
0.17 Chicago Cardinals	(W)	16
0.24 Detroit Lions	(W)	26
0.31 New York Giants	(NY)	3
N. 7 Green Bay Packers	(GB)	14
N. 14 Brooklyn Dodgers	(W)	29
N. 25 Detroit Lions	(D)	13
N. 28 Cleveland Rams	(W)	15
D. 5 Chicago Cardinals	(W)	42
	201	100
<b>NFL CHAMPIONSHIP</b>		
D. 12 Washington Redskins	(W)	21

**1938 SEASON****.545****1942 SEASON****1.000****1946 SEASON****.800****Won 6****Lost 5****Won 11****Lost 0****Won 8****Lost 1**

George S. Hains — Coach		Bears	Opp
S 11 Green Bay Packers	(GB)	15	12
S 14 Green Bay Packers	(GB)	10	2
S 17 Green Bay Packers	(GB)	11	6
O 1 Green Bay Packers	(GB)	28	2
O 3 Green Bay Packers	(GB)	11	14
O 6 Green Bay Packers	(GB)	34	28
O 16 Chicago Cardinals	(CHI)	14	0
O 23 New York Giants	(NY)	28	2
O 20 Detroit Lions	(DET)	21	23
O 27 Detroit Lions	(DET)	16	1
N 1 Green Bay Packers	(GB)	21	24
N 13 Washington Redskins	(WA)	31	37
N 16 Brooklyn Dodgers	(BR)	24	7
N 24 Detroit Lions	(DET)	14	14
N 24 Detroit Lions	(DET)	14	14

George S. Hains — Coach		Bears	Opp
S 27 Green Bay Packers	(GB)	44	24
S 28 Green Bay Packers	(GB)	21	4
S 29 Green Bay Packers	(GB)	11	14
O 11 Chicago Cardinals	(CHI)	14	14
O 18 New York Giants	(NY)	29	16
O 25 Philadelphia Eagles	(PH)	45	14
O 27 Detroit Lions	(DET)	14	16
N 1 Green Bay Packers	(GB)	18	0
N 13 Washington Redskins	(WA)	18	15
N 16 Brooklyn Dodgers	(BR)	15	0
N 22 Detroit Lions	(DET)	10	12
N 22 Detroit Lions	(DET)	10	12
N 22 Detroit Lions	(DET)	10	12
N 22 Detroit Lions	(DET)	10	12
N 24 Chicago Cardinals	(CHI)	21	14
N 24 Chicago Cardinals	(CHI)	21	14

George S. Hains — Coach		Bears	Opp
S 29 Green Bay Packers	(GB)	30	17
S 30 Green Bay Packers	(GB)	34	11
S 31 Green Bay Packers	(GB)	28	28
O 11 Los Angeles Rams	(LA)	24	26
O 20 Philadelphia Eagles	(PH)	21	0
O 27 New York Giants	(NY)	10	14
N 1 Green Bay Packers	(GB)	14	10
N 3 Green Bay Packers	(GB)	14	7
N 13 Washington Redskins	(WA)	24	20
N 16 Brooklyn Dodgers	(BR)	24	6
N 24 Detroit Lions	(DET)	24	35
N 24 Detroit Lions	(DET)	45	19
N 24 Detroit Lions	(DET)	28	24

**1939 SEASON****.727****1943 SEASON****.889****1947 SEASON****.667****Won 8****Lost 3****Won 8****Lost 1****Won 8****Lost 4**

George S. Hains — Coach		Bears	Opp
S 13 Cleveland Rams	(CL)	20	21
S 24 Green Bay Packers	(GB)	16	21
O 2 Pittsburgh Steelers	(PI)	32	0
O 4 Cleveland Rams	(CL)	35	21
O 15 Chicago Cardinals	(CHI)	11	44
O 22 New York Giants	(NY)	13	16
O 29 Detroit Lions	(DET)	6	10
N 3 Green Bay Packers	(GB)	10	22
N 9 Green Bay Packers	(GB)	10	23
N 9 Philadelphia Eagles	(PH)	2	14
N 26 Chicago Cardinals	(CHI)	48	45

Lute Gobetz — Coach		Bears	Opp
S 29 Green Bay Packers	(GB)	28	21
O 11 Chicago Cardinals	(CHI)	20	20
O 13 Cleveland Rams	(CL)	14	14
O 17 Philadelphia Eagles	(PH)	18	14
O 24 Philadelphia Eagles	(PH)	11	21
O 24 Philadelphia Eagles	(PH)	11	21
N 11 New York Giants	(NY)	15	7
N 12 Philadelphia Eagles	(PH)	7	2
N 29 Chicago Cardinals	(CHI)	10	3

George S. Hains — Coach		Bears	Opp
S 24 Green Bay Packers	(GB)	28	17
O 1 Chicago Cardinals	(CHI)	4	11
O 17 Philadelphia Eagles	(PH)	4	11
O 17 Philadelphia Eagles	(PH)	4	11
O 17 Philadelphia Eagles	(PH)	4	11
O 17 Philadelphia Eagles	(PH)	4	11
N 1 Green Bay Packers	(GB)	24	24
N 9 Philadelphia Eagles	(PH)	4	11
N 12 Philadelphia Eagles	(PH)	4	11
N 21 Pittsburgh Steelers	(PI)	14	14
N 21 Pittsburgh Steelers	(PI)	14	14
O 17 Chicago Cardinals	(CHI)	24	10
O 17 Chicago Cardinals	(CHI)	24	10

**1940 SEASON****.727****1944 SEASON****.667****1948 SEASON****.833****Won 8****Lost 3****Won 6****Lost 3****Won 10****Lost 2**

George S. Hains — Coach		Bears	Opp
S 27 Green Bay Packers	(GB)	17	21
O 6 Cleveland Rams	(CL)	21	14
O 13 Detroit Lions	(DET)	16	16
O 20 Brooklyn Dodgers	(BR)	16	7
O 27 New York Giants	(NY)	37	21
N 1 Green Bay Packers	(GB)	14	14
N 10 Detroit Lions	(DET)	17	7
N 17 Washington Redskins	(WA)	4	2
N 24 Cleveland Rams	(CL)	31	23
O 1 Chicago Cardinals	(CHI)	24	42

Harry "Huck" Anderson.		Bears	Opp
Lute Gobetz — Coach	(GB)	28	42
S 24 Green Bay Packers	(GB)	7	19
O 18 Cleveland Rams	(CL)	14	7
O 15 Chicago Cardinals	(CHI)	14	7
O 22 Detroit Lions	(DET)	14	7
O 28 Philadelphia Eagles	(PH)	24	21
N 1 Green Bay Packers	(GB)	14	0
N 13 Brooklyn Dodgers	(BR)	11	11
N 19 Philadelphia Eagles	(PH)	21	4
N 26 Philadelphia Eagles	(PH)	24	4
O 3 Chicago Cardinals	(CHI)	14	17

George S. Hains — Coach		Bears	Opp
S 26 Green Bay Packers	(GB)	15	17
O 1 Chicago Cardinals	(CHI)	24	17
O 17 Los Angeles Rams	(LA)	42	21
O 17 Los Angeles Rams	(LA)	42	21
O 17 Detroit Lions	(DET)	16	0
O 21 Philadelphia Eagles	(PH)	24	0
O 21 Philadelphia Eagles	(PH)	24	0
N 1 Los Angeles Rams	(LA)	31	14
N 1 Green Bay Packers	(GB)	2	4
N 17 Brooklyn Dodgers	(BR)	17	14
N 25 Washington Redskins	(WA)	14	14
O 17 Chicago Cardinals	(CHI)	14	24
O 17 Chicago Cardinals	(CHI)	14	24

**1941 SEASON****.909****1945 SEASON****.300****1949 SEASON****.750****Won 10****Lost 1****Won 3****Lost 7****Won 9****Lost 3**

George S. Hains — Coach		Bears	Opp
S 28 Green Bay Packers	(GB)	25	17
O 5 Cleveland Rams	(CL)	10	48
O 12 Chicago Cardinals	(CHI)	10	53
O 19 Detroit Lions	(DET)	19	0
O 26 Pittsburgh Steelers	(PI)	34	4
N 2 Green Bay Packers	(GB)	11	14
N 9 Cleveland Rams	(CL)	15	13
N 16 Washington Redskins	(WA)	25	21
N 23 Detroit Lions	(DET)	10	1
N 30 Detroit Lions	(DET)	14	14
O 7 Chicago Cardinals	(CHI)	34	32

Harry "Huck" Anderson.		Bears	Opp
Lute Gobetz — Coach	(GB)	4	17
S 20 Green Bay Packers	(GB)	17	17
O 7 Cleveland Rams	(CL)	16	1
O 14 Chicago Cardinals	(CHI)	21	16
O 21 Cleveland Rams	(CL)	21	1
O 28 Detroit Lions	(DET)	10	10
N 4 Green Bay Packers	(GB)	18	16
N 11 Detroit Lions	(DET)	20	14
N 18 Washington Redskins	(WA)	27	35
N 25 Pittsburgh Steelers	(PI)	24	24
O 2 Chicago Cardinals	(CHI)	24	20

George S. Hains — Coach		Bears	Opp
S 25 Green Bay Packers	(GB)	17	0
O 3 Chicago Cardinals	(CHI)	12	7
O 10 Philadelphia Eagles	(PH)	18	21
O 16 Philadelphia Eagles	(PH)	18	21
O 23 New York Giants	(NY)	14	30
O 27 Los Angeles Rams	(LA)	21	27
N 13 Green Bay Packers	(GB)	21	3
N 13 Detroit Lions	(DET)	27	24
N 20 New York Giants	(NY)	37	27
N 21 Detroit Lions	(DET)	29	7
O 4 Pittsburgh Steelers	(PI)	10	10
O 4 Pittsburgh Steelers	(PI)	10	10
O 11 Chicago Cardinals	(CHI)	33	24

**130 / CHICAGO**





### 1974 SEASON .286

Won 4 Lost 10

Abe Gubron — Coach	Beats	Opp
S 15 Detroit Lions (S)	17	9
S 22 New York Jets (S)	21	23
S 29 Minnesota Vikings (M)	7	11
D 6 New Orleans Saints (S)	24	10
O 13 Atlanta Falcons (A)	10	13
O 21 Green Bay Packers (S)	10	9
O 27 Buffalo Bills (B)	6	16
N 3 Minnesota Vikings (S)	0	17
N 10 Green Bay Packers (M)	3	20
N 17 San Francisco 49ers (S)	0	34
O 4 New York Jets (O)	17	34
N 24 Detroit Lions (S)	16	13
D 8 San Diego Chargers (SD)	21	28
D 15 Washington Redskins (WA)	0	42
	152	279

### 1975 SEASON .286

Won 4 Lost 10

Jack Pardee — Coach	Beats	Opp
S 21 Baltimore Colts (S)	7	35
S 28 Philadelphia Eagles (S)	15	13
O 5 Minnesota Vikings (M)	3	28
O 12 Detroit Lions (O)	7	27
O 19 Pittsburgh Steelers (P)	3	34
O 27 Minnesota Vikings (S)	9	13
N 2 Miami Dolphins (S)	13	46
N 9 Green Bay Packers (S)	27	14
N 16 San Francisco 49ers (S)	3	31
N 23 Los Angeles Rams (LA)	10	34
N 30 Green Bay Packers (GB)	7	28
D 7 Detroit Lions (S)	25	21
D 14 St. Louis Cardinals (S)	20	34
D 21 New Orleans Saints (NO)	32	17
	191	379

### 1976 SEASON .500

Won 7 Lost 7

Jack Pardee — Coach	Beats	Opp
S 12 Detroit Lions (S)	10	3
S 19 San Francisco 49ers (SF)	19	12
S 26 Atlanta Falcons (S)	0	10
O 3 Washington Redskins (S)	33	7
O 10 Minnesota Vikings (M)	19	20
O 17 Los Angeles Rams (LA)	12	20
O 24 Dallas Cowboys (DA)	21	31
O 31 Minnesota Vikings (S)	14	13
N 7 Oakland Raiders (S)	27	28
N 14 Green Bay Packers (S)	24	13
N 21 Detroit Lions (P)	10	14
N 28 Green Bay Packers (GB)	16	10
D 5 Seattle Seahawks (S)	34	7
D 12 Denver Broncos (D)	14	28
	253	216

### 1977 SEASON .643

Won 9 Lost 5

Jack Pardee — Coach	Beats	Opp
S 18 Detroit Lions (S)	30	20
S 25 St. Louis Cardinals (SL)	13	16
O 2 New Orleans Saints (S)	24	42
O 10 Los Angeles Rams (LA)	24	23
O 16 Minnesota Vikings (M)	16	22
O 23 Atlanta Falcons (S)	10	16
O 30 Green Bay Packers (GB)	26	0
N 6 Houston Oilers (H)	0	47

N 13 Kansas City Chiefs (S)	28	27
N 20 Minnesota Vikings (S)	10	7
N 24 Detroit Lions (P)	31	14
D 4 Tampa Bay Buccaneers (TB)	10	0
O 11 Green Bay Packers (S)	21	10
D 18 New York Giants (NY)	32	9
	255	253

### DIVISIONAL PLAYOFFS

D 26 Dallas Cowboys (DA)	7	37
--------------------------	---	----

### 1978 PRE-SEASON .000

Won 0 Lost 4

Neill Armstrong — Coach	Beats	Opp
A 5 Oakland Raiders (S)	13	14
A 12 St. Louis Cardinals (S)	14	26
A 19 Cincinnati Bengals (C)	3	27
A 24 Seattle Seahawks (SE)	7	16
	37	83

### 1978 SEASON .438

Won 7 Lost 9

Neill Armstrong — Coach	Beats	Opp
S 3 St. Louis Cardinals (S)	17	10
S 10 San Francisco 49ers (SF)	16	13
S 17 Detroit Lions (P)	19	0
S 25 Minnesota Vikings (S)	20	24
O 1 Oakland Raiders (S)	0T	19
O 8 Green Bay Packers (GB)	14	24
O 16 Denver Broncos (D)	7	16
O 22 Tampa Bay Buccaneers (TB)	19	33
O 29 Detroit Lions (S)	17	21
N 5 Seattle Seahawks (S)	29	31
N 12 Minnesota Vikings (M)	14	17
N 19 Atlanta Falcons (S)	13	7
N 26 Tampa Bay Buccaneers (S)	14	40
D 4 San Diego Chargers (SD)	7	4
D 10 Green Bay Packers (S)	14	0
D 16 Washington Redskins (WA)	14	10
	253	274

### 1979 PRE-SEASON .750

Won 3 Lost 1

Neill Armstrong — Coach	Beats	Opp
A 4 New York Jets (S)	27	14
A 11 New Orleans Saints (NO)	13	6
A 18 Cincinnati Bengals (S)	17	13
A 25 St. Louis Cardinals (SL)	7	10
	64	43

### 1979 SEASON .625

Won 10 Lost 6

Neill Armstrong — Coach	Beats	Opp
S 2 Green Bay Packers (S)	6	3
S 9 Minnesota Vikings (S)	26	7
S 16 Dallas Cowboys (DA)	20	24
S 23 Miami Dolphins (M)	16	31
S 30 Tampa Bay Buccaneers (S)	13	17
O 7 Buffalo Bills (B)	7	0
O 14 New England Patriots (S)	7	27
O 21 Minnesota Vikings (M)	27	30
O 28 San Francisco 49ers (SF)	28	27
N 4 Detroit Lions (S)	35	7
N 11 Los Angeles Rams (S)	27	23
N 18 New York Jets (S)	23	13
N 22 Detroit Lions (P)	0	20

D 2 Tampa Bay Buccaneers (TB)	14	0
D 9 Green Bay Packers (GB)	15	14
D 16 St. Louis Cardinals (S)	42	6
	306	249

### DIVISIONAL PLAYOFFS

D 23 Philadelphia Eagles (PH)	17	27
-------------------------------	----	----

### 1980 PRE-SEASON .250

Won 1 Lost 3

Neill Armstrong — Head Coach	Beats	Opp
A 10 New York Jets (NY)	21	9
A 16 Cincinnati Bengals (C)	3	21
A 23 Cleveland Browns (S)	31	33
A 30 St. Louis Cardinals (S)	13	21
	66	84

### 1980 SEASON .438

Won 7 Lost 9

Neill Armstrong — Head Coach	Beats	Opp
S 7 Green Bay Packers (GB)	0T	6
S 14 New Orleans Saints (S)	22	3
S 21 Minnesota Vikings (S)	14	34
S 28 Pittsburgh Steelers (P)	3	38
O 5 Tampa Bay Buccaneers (S)	23	0
O 12 Minnesota Vikings (M)	7	13
O 19 Detroit Lions (S)	24	7
O 26 Philadelphia Eagles (PH)	14	17
N 3 Cleveland Browns (CL)	21	27
N 9 Washington Redskins (S)	35	21
N 15 Houston Oilers (S)	6	10
N 23 Atlanta Falcons (A)	17	28
N 27 Detroit Lions (P)	0T	17
D 7 Green Bay Packers (S)	61	7
D 14 Cincinnati Bengals (S)	0T	17
D 20 Tampa Buccaneers (TB)	14	13
	304	264

### 1981 PRE-SEASON .500

Won 2 Lost 2

Neill Armstrong — Head Coach	Beats	Opp
A 8 New York Giants (S)	7	23
A 15 Kansas City Chiefs (KC)	0	13
A 22 Cincinnati Bengals (S)	24	21
A 29 St. Louis Cardinals (SL)	31	27
	62	84

### 1981 SEASON .375

Won 6 Lost 10

Neill Armstrong — Head Coach	Beats	Opp
S 6 Green Bay Packers (S)	9	16
S 13 San Francisco 49ers (SF)	17	28
S 20 Tampa Bay Buccaneers (S)	28	17
S 28 Los Angeles Rams (S)	7	24
O 4 Minnesota Vikings (M)	21	24
O 11 Washington Redskins (S)	7	24
O 19 Detroit Lions (P)	17	48
O 25 San Diego Chargers (S)	0T	20
N 1 Tampa Bay Buccaneers (TB)	10	20
N 8 Kansas City Chiefs (KC)	0T	13
N 15 Green Bay Packers (GB)	17	21
N 22 Detroit Lions (S)	7	23
N 26 Dallas Cowboys (DA)	9	10
D 6 Minnesota Vikings (S)	10	9
D 13 Oakland Raiders (O)	23	6
D 20 Denver Broncos (S)	35	24
	253	324

## RETIRED NUMBERS

3	RB-T Bronko Nagurski	56	E Bill Hewitt
5	RB George McAfee	61	LB Bill George
28	RB Willie Gallimore	66	C Bulldog Turner
41	RB Brian Piccolo	77	RB Red Grange
42	QB Sid Luckman		

## Bear Overtime Game History

### Overall: Won 4, Lost 4

### Home 1-2; Road 3-2

#### At Metropolitan Stadium 10/16/77

Chicago . . . . 0 6 10 0 0—16

Minnesota . . . 0 3 0 3 6—22

With 1st and 10 at the Bear 11 on their first possession, and the Vikings lined up in FG formation, Paul Krause pitched a TD pass to TE Stu Voight just 2:36 into overtime.

After winning the OT coin toss and receiving, Chicago was forced to punt after 3 downs—the key play a 2nd and 3 sack on Bob Avellini by Viking Alan Page.

Minnesota's TD drive covered 80 yards on 10 plays with QB Fran Tarkenton 3 of 4 for 46 on the march. The Vikings tied the game with 12:24 left in regulation on Fred Cox' 21-yard FG.

Chicago's 41-yard potential winning FG by Bob Thomas with 1:55 left was blocked by Page and Matt Blair.

#### At Giants Stadium 12/18/77

Chicago . . . . . 3 0 0 6 3—12

New York . . . . . 3 0 0 6 0—9

Bob Thomas' 28-yard FG with just 9 seconds left in the OT period kicked the Bears into their first playoff since 1963.

On a field made treacherous by a mid-morning ice storm and sleeting throughout the game, Doug Plank ended the first possession of the OT with an interception. The Bears then forced 3 NY punts taking possession with 1:22 remaining. Bob Avellini passes to Greg Latta (18) and Walter Payton (14) set up Thomas' game-winner.

Chicago had missed 36- and 27-yard FG opportunities after 2 of their first three OT drives.

Joe Danelo's 27-yard FG with 41 seconds to go in regulation capped a 14-play, 72-yard drive that knotted the game at 9-9. The Bears had taken a 9-6 lead midway through the 4th quarter on FB Robin Earl's 4-yard run.

#### At Soldier Field 10/1/78

Oakland . . . . . 3 3 3 10 6—25

Chicago . . . . . 0 9 0 10 0—19

Arthur Whittington's 2-yard run, 3 plays after Neal Colzie returned an interception of a Bob Avellini pass to the Bear 3, ended Chicago's upset plans 5:19 into OT.

Led by Ken Stabler on a 55-yard 2-minute drill, the Raiders had tied the game at 19 with 5 seconds

to play on Errol Mann's 29-yard FG. The teams traded punts after Chicago won the OT coin toss with Colzie's theft ending the second Bear possession.

Bob Thomas' 24-yard FG with 2:36 in regulation after Lenny Walterscheid's 81-yard kickoff return had given the Bears a 19-16 lead.

#### At Lambeau Field 9/7/80

Chicago . . . . . 3 0 3 0 0—6

Green Bay . . . . 0 6 0 0 6—12

Packer kicker Chester Marcol ran 25 yards with a rebound of his game-winning FG attempt, which Alan Page blocked, for the TD to upset the Bears on opening day.

After winning the OT toss and taking the ball, the Bears were flagged with four penalties before punting. On the first GB OT play, Lynn Dickey hit James Lofton with a 32-yard strike to the Bear 18.

Marcol came in on a 4th and 3 situation at the Bear 17.

#### At the Silverdome 11/27/80

Chicago . . . . . 0 3 0 14 6—23

Detroit . . . . . 3 7 7 0 0—17

Dave Williams ended the NFL's shortest OT game returning the opening kickoff 95 yards in 21 seconds crowning a Bear rally from a 17-3 hole.

Chicago scored 10 of its points with no time on the scoreboard clocks: Bob Thomas' 24-yard FG to end the 1st half and Vince Evans' 4-yard run and the PAT to knot the game on the final play of the 4th quarter.

The Bears' 2 4th quarter TDs capped 86- and 94-yard drives—the last one taking 3:37.

#### At Soldier Field 12/14/80

Cincinnati . . . . 7 7 0 0 3—17

Chicago . . . . . 0 7 0 7 0—14

Cincinnati marched 62 yards in 8 plays to Jim Breech's 28-yard FG after receiving the OT kickoff.

Down 14-0 early in the 2nd quarter, the Bears scored on Alan Page's endzone fumble recovery and Roland Harper's 1-yard run (midway through the 4th quarter).

Chicago's 2-minute drill produced a 58-yard drive that got to the Cincy 18 where the Bengals' Lewis Breeden ended it with his 3rd interception of the game with 9 seconds remaining in regulation.



## BEARS ON MONDAY NIGHT

### At Tiger Stadium 10/5/70

Chicago	7	0	0	7	-14
Detroit	0	0	21	7	-28

A pair of Dick Gordon TD catches (20, 60) could not offset the Lions' 21 2nd quarter points. On the way to a 10-4 record, Detroit got TDs from Mel Farr (3, 20), Althe Taylor (7), and Larry Walton (13 from Bill Munson).

### At Orange Bowl 11/29/71

Chicago	0	0	3	0	-3
Miami	10	10	7	7	-34

On route to the Super Bowl, the Dolphins got 2 TDs from Larry Csonka and a pair of interceptions from Jake Scott in crushing the Bears. Bob Griese kept Chicago off-balance with 12-17-218 passing.

### At Soldier Field 10/23/72

Minnesota	7	0	3	0	-10
Chicago	0	10	0	3	-13

Fred Cox' potential game-winning FG with 7 seconds left was wide as the Bears won their first home Monday Night game. Dick Butkus set up the first 2 scores with a fumble recovery and interception. Chicago controlled the ball for 42 of 51 1st half plays.

### At Arrowhead 11/12/73

Chicago	0	0	7	0	-7
Kansas City	3	9	7	0	-19

Jan Stenerud's 4 FGs (47, 17, 43, 42) and a 24-yard Mike Livingston to Otis Taylor strike put up the KC points but the Chiefs kept Chicago's offense bottled by sacking Bobby Douglass 6 times.

### At Soldier Field 10/21/74

Green Bay	0	0	6	3	-9
Chicago	10	0	0	0	-10

Miro Roder's 23-yard FG and Gary Huff's 57-yard completion to Charley Wade accounted for all the points the Bears needed. Chicago's defense stopped the Pack twice inside the Bear 5 in the 2nd quarter. The last of Chester Marcol's 3 FGs came with 6 minutes left but Gary Lyle ended the last GB threat with an interception.

### At Soldier Field 10/27/75

Minnesota	0	10	3	0	-13
Chicago	7	0	2	0	-9

With Walter Payton not yet a starter, Mike Adamle's 14-yard run put the Bears on the board first. However, the Vikings went 97 yards in just 5 plays to go ahead with 2 minutes left in the half. Fran Tarkenton's 45-yard strike to Jim Lash was the game winner. Other scoring: Mike Hartenstein a 22-yard sack for a safety, and 52- and 46-yard Fred Cox FGs.

### At Soldier Field 10/10/77

Los Angeles	13	3	0	7	-23
Chicago	7	7	0	10	-24

In his last game, the Bears intercepted 4 Joe Namath passes before Pat Haden threw a 26-yard TD pass to Dwight Scales with 27 seconds left. A pair of Bob Avellini bombs (70 & 72) to James Scott kept Chicago close until Bob Thomas' 33-yard FG put the Bears ahead. Avellini's 29-yard TD strike to Greg Latta with 6 left was the game winner.

### At Soldier Field 9/25/78

Minnesota	14	0	7	3	-24
Chicago	7	3	3	7	-20

Matt Blair's 49-yard TD run with a Bear fumble gave the Vikes a 14-0 lead. Chicago cut the margin to 1 but Chuck Foreman's 1-yard run and Rick Danmeier's 29-yard FG iced it for Minnesota. Walter Payton's second TD of the game came with 13 seconds left.

### At Mile High Stadium 10/16/78

Chicago	0	0	7	0	-7
Denver	3	0	0	13	-16

After Steve Foley stopped a Bear drive with an endzone interception, his run from FG formation set up the 1st Denver TD—Jon Keyworth's 4-yard game winner. Chicago was penalized 16 times for 147 yards. Roland Harper's 33-yard run with a Bob Avellini screen was NFL Films material.

### At San Diego Stadium 12/4/78

Chicago	0	0	7	0	-7
San Diego	17	6	10	7	-40

San Diego held the Bears to 7 first downs and 112 yards offense. It was 17-0 before Chicago had run its 4th play. Dan Fouts did most of the 481-yard damage hitting 16-24-269-2 TDs. CB Virgil Livers put Chicago on the board with a 60-yard interception.

### At Soldier Field 10/6/80

Tampa Bay	0	0	0	0	-0
Chicago	0	3	10	10	-23

The Bears dumped Tampa quarterbacks 5 times and held the Bucs to 147 yards as Mike Phipps scored on a pair of short runs and Bob Thomas converted 3 of 4 FG tries. As Walter Payton was running for 133 yards, Alan Page was awesome—1 intercept, 1 fumble recovery, 1 sack, 1 blocked FG, 2 passes broken up.

### At Cleveland Stadium 11/3/80

Chicago	0	0	7	14	-21
Cleveland	3	7	3	14	-27

The Bears cut Cleveland's lead to 6 points 3 times but Mike Pruitt's 56-yard TD romp with 3:55 left was too much to overcome.

# PLAYOFF HISTORY

## 1979 WILDCARD PLAYOFF

### BEARS 17 EAGLES 27

At Veterans Stadium, Philadelphia, 12/23/79; Tix Dis. 70,756; Att. 69,397

BEARS ..... 7 10 0 0 —17  
 EAGLES ..... 7 3 7 10 —27  
 EAGLES — Harold Carmichael 17 pass from Ron Jaworski (Tony Franklin kick); 4:03 elapsed, 5 plays/26 yards. BEARS — Walter Payton 2 run (Bob Thomas kick); 14:16 elapsed, 11 plays 82 yards. EAGLES — Franklin 29 FG; 5:23 elapsed, 12 plays/59 yards. BEARS — Payton 1 run (Thomas kick); 12:56 elapsed, 5 plays/47 yards. BEARS — Thomas 30 FG; 14:09 elapsed, 4 plays/3 yards. EAGLES — Carmichael 29 pass from Jaworski (Franklin kick); 8:08 elapsed, 6 plays/67 yards. EAGLES — Billy Campfield 63 pass from Jaworski (Franklin kick); 2:36 elapsed, 6 plays/80 yards. EAGLES — Franklin 34 FG; 9:20 elapsed, 6 plays/15 yards.

Ahead 17-10 at halftime, the Bears let a pair of 3rd quarter TD opportunities slip away and with them the chance to stay in the Super Bowl tournament.

On Chicago's 1st 2nd half play, Walter Payton swept down the sidelines for an apparent 84-yard gain but the play was called back on an illegal motion call. Later in the quarter with the ball on the Eagle 9, Bobby Howard intercepted a Mike Phipps' pass in the end zone.

## TEAM STATISTICS

	EAGLES	BEARS
First Downs	18	15
Total Net Yards	315	241
Rushes/Net Yards	37-139	29-99
Net Passing	176	142
Pass Attempts/Completions	23-12	30-13
Had Intercepted	1	2
Punts/Average	4-40.5	6-39.8
Return Yardage	132	149
Penalties/Yards	4-46	4-35
Possession Time	31:23	28:37

### RUSHING

BEARS — Dave Williams 10-23; Payton 16-67; Willie McClendon 2-6; Mike Phipps 1-3.  
 EAGLES — Montgomery 26-87; Leroy Harris 8-33; Jaworski 3-19.

### PASSING

BEARS — Phipps 13 of 30 for 142, 0 TD, 2 int.  
 EAGLES — Jaworski 12 of 23 for 204, 3 TD, 1 int.

### RECEIVING

BEARS — Williams 2-4; Brian Baschnagel 3-38;

Payton 3-52; Greg Latta 2-6; Rickey Watts 3-42.

EAGLES — Carmichael 6-111; Campfield 2-70; Charles Smith 1-8; Harris 1-15; Montgomery 2-0.

### INTERCEPTIONS

BEARS — Allan Ellis 1-25.

EAGLES — Bobby Howard 1-0; Herman Edwards 1-5.

### SACKS

BEARS — Dan Hampton 2-18; Mike Hartenstine 1-10.

EAGLES — John Bunting ½-0; Charlie Johnson ½-0.

## 1977 DIVISIONAL PLAYOFF BEARS 7 COWBOYS 37

At Texas Stadium, Dallas, 12/26/77; Att. 64,758

CHICAGO ..... 0 0 0 7 —7  
 DALLAS ..... 7 10 17 3 —37

COWBOYS — Doug Dennison, 2 run (Elren Herrera kick). COWBOYS — Billy Joe DuPree, 28 pass from Roger Staubach (Herrera Kick). COWBOYS — Herrera, 21 FG. COWBOYS — Tony Dorsett, 23 run (Herrera kick). COWBOYS — Herrera, 31 FG. COWBOYS — Dorsett, 7 run (Herrera kick). COWBOYS — Herrera, 27 FG. BEARS — Steve Schubert, 34 pass from Bob Avellini (Bob Thomas kick).

Marching toward an eventual championship, Dallas coaxed 7 turnovers from the Bears. (one less than they got from Denver in the Super Bowl) to set up 20 Cowboy points.

Bob Avellini's 34-yard strike to Steve Schubert with 7:05 to play averted a Bear shutout.

At halftime, Dallas owned 279-93 and 16-4 advantages in yardage and first downs.

## TEAM STATISTICS

	COWBOYS	BEARS
First Downs	20	15
Total Net Yards	365	224
Rushes/Net Yards	48-233	27-81
Net Passing	132	143
Pass Attempts/Completions	14-8	25-15
Had Intercepted	1	4
Punts/Average	3-37.0	6-43.4
Return Yardage	158	177
Penalties/Yards	3-35	4-43
Fumbles/Lost	2-2	3-3
Possession Time	33:21	26:39

### RUSHING

BEARS — Walter Payton 19-60; Roland Harper 5-11; Robin Earl 2-6; Bob Avellini 1-4.

**COWBOYS** — Tony Dorsett 17-85; Robert Newhouse 16-80; Doug Dennison 8-40; Roger Staubach 4-25; Larry Brinson 3-3.

#### PASSING

**BEARS** — Avellini 15 of 25 for 177, 1 TD, 4 int.

**COWBOYS** — Staubach 8 of 13 for 134, 1 TD, 1 int.; Danny White 0 of 1 for 0, 0 TD, 1 int.

#### RECEIVING

**BEARS** — Steve Schubert 5-69; Payton 3-33; James Scott 3-29; Greg Latta 2-25; Earl 1-15; Harper 1-6.

**COWBOYS** — Drew Pearson 2-38; Dorsett 2-37; DuPree 1-28; Newhouse 1-13; Golden Richards 1-12; Brinson 1-6.

#### INTERCEPTIONS

**BEARS** — Virgil Livers 1-8.

**COWBOYS** — Charlie Waters 3-53; DD Lewis 1-23.

#### SACKS

**BEARS** — Jerry Meyers 1-2; Doug Buffone 1-0.

**COWBOYS** — Thomas Henderson 1-13; Ed Jones 1-11; Harvey Martin 1-10.

### 1963 NFL CHAMPIONSHIP

**BEARS 14                      GIANTS 10**

At Wrigley Field, Chicago, 12/29/63; Att. 45,801

**CHICAGO** ..... 7 0 7 0 —14

**GIANTS** ..... 7 3 0 0 —10

**GIANTS** — Frank Gifford, 14 pass from Y. A. Tittle (Don Chandler kick). **BEARS** — Bill Wade, 2 run (Bob Jencks kick). **GIANTS** — Chandler, 13 FG. **BEARS** — Wade, 1 run (Jencks kick).

The temperature was 11 but the Bear defense was hot intercepting 5 passes, 2 setting up TDs. QB Y. A. Tittle played the second half with a strained knee incurred on a tackle by Bear LB Larry Morris.

The Bears scored their 1st TD after a Morris interception return to New York's 5. The 2nd TD followed an interception of another screen pass, this by DE Ed O'Bradovich, who returned the ball to the Giant 14.

### TEAM STATISTICS

	Giants	Bears
First Downs .....	17	14
Total Net Yards .....	268	222
Rushes/Net Yards .....	36-128	31-93
Net Passing .....	140	129
Pass Attempts/Completions .....	30-11	28-10

#### RUSHING

**BEARS** — Ron Bull 13-42; Bill Wade 8-34; Willie Galimore 7-12; Joe Marconi 3-5.

**GIANTS** — Joe Morrison 18-61; Phil King 9-39; Hugh McElhenny 7-19; Alex Webster 3-7; Tittle 1-2.

#### PASSING

**BEARS** — Wade 10 of 28 for 138, 0 TD, 0 int.

**GIANTS** — Tittle 11 of 29 for 147, 1 TD, 5 int.; Glynn Griffing 0 of 1 for 0, 0 TD, 0 int.

#### RECEIVING

**BEARS** — Marconi 3-64; Mike Ditka 3-38; Johnny Morris 2-19; Angelo Coia 1-22; Bull 1- -5.

**GIANTS** — Frank Gifford 3-45; Morrison 3-18; Aaron Thomas 2-46; McElhenny 2-20; Webster 1-18.

#### INTERCEPTIONS

**BEARS** — Larry Morris 1-61; Ed O'Bradovich 1-10; Bennie McCrae 1-0; Richie Petitbon 1-0; Dave Whitsell 1-0.

**GIANTS** — None

### 1956 NFL CHAMPIONSHIP

**BEARS 7                      GIANTS 47**

At Yankee Stadium, New York, 12/30/56;

Att. 56,836

**CHICAGO** ..... 0 7 0 0 —7

**GIANTS** ..... 13 21 6 7 —47

**GIANTS** — Mel Triplett, 17 run (Ben Agajanian kick). **GIANTS** — Agajanian, 17 FG. **GIANTS** — Agajanian, 43 FG. **GIANTS** — Alex Webster, 3 run (Agajanian kick). **BEARS** — Rick Casares, 9 run (George Blanda kick). **GIANTS** — Webster, 1 run (Agajanian kick). **GIANTS** — Henry Moore, fell on ball in end zone after Ray Beck blocked Ed Brown's punt (Agajanian kick). **GIANTS** — Kyle Rote, 9 pass from Charlie Conerly (kick failed). **GIANTS** — Frank Gifford, 14 pass from Conerly (Agajanian kick).

Gene Filipski returned George Blanda's opening kickoff 53 yards to signal the rout.

It was 13-0 at the end of the 1st quarter, when Charlie Conerly replaced Don Heinrich at quarterback for New York. Conerly completed 7 of 10 passes for 195 yards. Frank Gifford caught 4 for 131 and Alex Webster 5 for 76.

The Giants held Chicago to 67 rushing yards and outgained the Bears 348-280.

### 1950 CONFERENCE CHAMPIONSHIP

**BEARS 14                      RAMS 24**

At Los Angeles Coliseum, 12/17/50; Att. 83,501

**CHICAGO** ..... 0 7 0 7 —14

**RAMS** ..... 3 14 7 0 —24

**RAMS** — Bob Waterfield, 43 FG. **BEARS** — Al Campana, 23 run (Johnny Lujack kick). **RAMS** — Tom Fears, 43 pass from Waterfield (Waterfield kick). **RAMS** — Fears, 68 pass from Waterfield (Waterfield kick). **RAMS** — Fears, 27 pass from Waterfield (Waterfield kick). **BEARS** — Fred Morrison, 4 run (Lujack kick).

Rams' quarterback Bob Waterfield, unable to practice all week because of flu, came off the bench late in the 1st quarter to throw 3 TD passes to Tom Fears on an 84-degree afternoon.

Waterfield completed 14 of 21 passes for 280 yards and Fears caught 7 for 198.

The Bears led the Rams 229-74 in rushing and 422-371 in total yardage.

## 1946 NFL CHAMPIONSHIP

### BEARS 24                      GIANTS 14

At Polo Grounds, New York, 12/15/46; 58,346  
 CHICAGO .....14 0 0 10 — 24  
 GIANTS .....7 0 7 0 — 14  
 BEARS — Ken Kavanaugh, 21 pass from Sid Luckman (Frank Maznicki kick). BEARS — Dante Magnani, 19 interception return (Maznicki kick). GIANTS — Frank Liebel, 38 pass from Frank Filchock (Ken Strong kick). GIANTS — Steve Filipowicz, 5 pass from Filchock (Strong kick). BEARS — Luckman, 19 run (Maznicki kick). BEARS — Maznicki, 26 FG.

With the score tied 14-14, the Bears won it on Sid Luckman's bootleg early in the fourth quarter. Scoring his only touchdown of 1946, Luckman shook off a tackler at the 10 and got blocks from C Bulldog Turner and G Ray Bray.

## 1943 NFL CHAMPIONSHIP

### BEARS 41                      REDSKINS 21

At Wrigley Field, Chicago, 12/26/43; Att. 34,320  
 CHICAGO .....0 14 13 14 — 41  
 REDSKINS .....0 7 7 7 — 21  
 BEARS — Andy Farkas, 1 run (Bob Masterson kick). BEARS — Bronko Nagurski, 3 run (Bob Snyder kick). BEARS — Harry Clark, 31 pass from Sid Luckman (Snyder kick). BEARS — Dante Magnani, 36 pass from Luckman (Snyder kick). BEARS — Magnani, 66 pass from Luckman (kick failed). REDSKINS — Farkas, 17 pass from Sammy Baugh (Masterson kick). BEARS — Jim Benton, 26 pass from Luckman (Snyder kick). BEARS — Clark, 16 pass from Luckman (Snyder kick). REDSKINS — Joe Aguirre, 25 pass from Baugh (Aguirre kick).

Idle for 29 days after clinching the NFL West, the Bears went 67 and 55 yards for touchdowns after the Washington score to take a 14-7 lead.

## 1942 NFL CHAMPIONSHIP

### BEARS 6                      REDSKINS 14

At Griffith Stadium, Washington, 12/13/42;  
 Att. 36,006  
 CHICAGO .....0 6 0 0 — 6  
 REDSKINS .....0 7 7 0 — 14

BEARS — Lee Artoe, 50 fumble return (kick failed). REDSKINS — Wilbur Moore, 38 pass from Sammy Baugh (Bob Masterson kick). REDSKINS — Andy Farkas, 1 run (Masterson kick).

Chicago took a 6-0 lead when Lee Artoe, a 230-pound tackle, ran 50 yards for a TD with a George Wilson forced fumble by Dick Todd. The Redskins countered with a 42-yard game-winning march.

Sammy Baugh made one of the game's biggest defensive plays when he stopped a Bear drive with an end zone interception. The Bears marched to the Redskins' 27- and 28-yard lines in the 1st period but came up empty—a missed FG and fumble. Chicago went 79 yards to Washington's 1 in the 4th. HB Hugh Gallarneau scored on the next play, but the Bears were penalized for motion.

## 1941 NFL CHAMPIONSHIP

### BEARS 37                      GIANTS 9

At Wrigley Field, Chicago, 12/21/41; Att. 13,341.  
 CHICAGO .....3 6 14 14 — 37  
 GIANTS .....6 0 0 3 — 9  
 BEARS — Bob Snyder, 14 FG. GIANTS — George Franck, 31 pass from Tuffy Leemans (kick failed). BEARS — Snyder, 39 FG. BEARS — Snyder, 37 FG. GIANTS — Ward Cuff, 16 FG. BEARS — Norm Standlee, 7 run (Joe Maniaci kick). BEARS — George McAfee, 5 run (Lee Artoe kick). BEARS — Ken Kavanaugh, 42 fumble return (Ray McLean kick).

Chicago ran 53 offensive plays (compared to 10 for NY) but only had a 3-point halftime lead.

The Bears 3 TD drives covered 71, 66, and 54 yards. Chicago had a 389-157 yardage advantage, held the Giants to 8 first downs and made the only 3 interceptions of the day.

## 1941 CONFERENCE CHAMPIONSHIP

### BEARS 33                      PACKERS 14

At Wrigley Field, Chicago, 12/14/41; Att. 43,425  
 CHICAGO .....6 24 0 3 — 33  
 PACKERS .....7 0 7 0 — 14  
 BEARS — Clarke Hinkle, 1 run (Don Hutson kick). BEARS — Hugh Gallarneau, 81 punt return (kick blocked). BEARS — Bob Snyder, 24 FG. BEARS — Norm Standlee, 3 run (Joe Stydahar kick). BEARS — Standlee, 2 run (Stydahar kick). BEARS — Bob Swisher, 9 run (Stydahar kick). PACKERS — Hal Van Every, 10 pass from Cecil Isbell (Hutson kick). BEARS — Snyder, 26 FG.

A brilliant sun couldn't melt the snow that framed the playing area on a 16-degree day at Wrigley Field, where Hugh Gallarneau's 81-yard punt return for a

TD signaled 30 unanswered points for Chicago. Gallarmeau had fumbled the opening kickoff, setting up a 5-play, 18-yard drive that put the Packers ahead 7-0.

The playoff was the 1st conducted with rules allowing for sudden death overtime.

## 1940 NFL CHAMPIONSHIP

### BEARS 73 REDSKINS 0

At Griffith Stadium, 12:8/40; 36,034

CHICAGO .....21 7 26 19 — 73

REDSKINS .....0 0 0 0 — 0

BEARS — Bill Osmanski, 68 run (Jack Manders kick). BEARS — Sid Luckman, 1 run (Bob Snyder kick). BEARS — Joe Maniaci, 42 run (Phil Martinovich kick). BEARS — Ken Kavanaugh, 30 pass from Luckman (Snyder kick). BEARS — Hampton Pool, 15 interception return (Dick Plasman kick). BEARS — Ray Nolting, 23 run (kick failed). BEARS — George McAfee, 34 interception return (Joe Stydahr kick). BEARS — Bulldog Turner, 27 interception return (kick failed). BEARS — Harry Clark, 44 run (kick failed). BEARS — Gary Famiglietti, 2 run (Maniaci pass from Saul Sherman). BEARS — Clark, 1 run (pass failed).

On the game's 2nd play, Bill Osmanski skirted left end for 68 yards and a touchdown. The rout was on. The Bears scored 3 touchdowns in the first 12:10.

Four QB's directed Bear scoring drives: Sid Luckman, Bernie Masterson, Bob Snyder, and Saul Sherman.

Team Statistics	Redskins	Bears
First Downs .....	17	17
Total Net Yards .....	245	501
Rushes Net Yards .....	14-22	50-382
Net Passing .....	223	119
Pass Attempts: Completions .....	51-20	10-7

#### RUSHING

BEARS — Osmanski 10-109; Clark 8-73; Nolting 13-68; Maniaci 6-60; McAfee 7-33; Ray McLean 2-22; Famiglietti 4-20; Bob Nowaskey 1-6; Luckman 1-1; Manders 2-1; Sherman 1- -6; Snyder 1- -5.

REDSKINS — Frank Filchock 2-20; Bob Seymour 4-16; Ed Justice 1-1; Jim Johnston 5-0; Leroy Zimmerman 2- -15.

#### PASSING

BEARS — Luckman 3 of 4 for 88, 1 TD, 0 int. Snyder 3 of 3 for 31, 0 TD, 0 int. Sherman 1 of 2 for 0, 0 TD, 0 int. McAfee 0 of 1, 0 TD, 0 int.

REDSKINS — Sammy Baugh 9 of 16 for 91, 0 TD, 2 int. Filchock 8 of 23 for 101, 0 TD, 4 int. Zimmerman 3 of 12 for 34, 0 TD, 2 int.

#### RECEIVING

BEARS — Maniaci 3-39; Kavanaugh 2-32; Bob Swisher 1-35; Joe Mihal 1-13.

REDSKINS — Wayne Millner 5-84; Bob Masterson 3-33; Jim Johnston 3-15; Charley Malone 2-58; Bob Hoffman 2-6; Andy Farkas 1-14; Wilbur Moore 1-8; Seymour 1-7; Justice 1-3; Bob McChesney 1- -5.

#### INTERCEPTIONS

BEARS — Maniaci 2-26; McAfee 1-35; Turner 1-20; Pool 1-15; Nolting 1-10; McLean 1-0; Osmanski 1-0.

REDSKINS — None.

## 1937 NFL CHAMPIONSHIP

### BEARS 21 REDSKINS 28

At Wrigley Field, Chicago, 12/12/37; Att. 15,870

CHICAGO .....7 7 7 0 — 21

REDSKINS .....7 0 7 14 — 28

REDSKINS — Cliff Battles, 7 run (Riley Smith kick). BEARS — Jack Manders, 10 run (Manders kick). BEARS — Manders, 37 pass from Bernie Masterson (Manders kick). REDSKINS — Wayne Millner, 55 pass from Sammy Baugh (Smith kick). BEARS — Edgar Manske, 3 pass from Masterson (Manders kick). REDSKINS — Millner, 78 pass from Baugh (Smith kick). REDSKINS — Ed Justice, 35 pass from Baugh (Smith kick).

In 15-degree temperatures and on an icy field, the Redskins scored twice in the last 9 minutes for a come-from-behind win.

Sammy Baugh's 78-yard pass to Wayne Millner came on the 1st play after a Bear punt. The game winning drive covered 80 yards in 11 plays with Baugh hitting Ed Justice for the game winning 35-yard TD.

Washington held a 441-335 yardage edge as the Bears completed only 8 of 31 passes for 207 yards.

## 1934 NFL CHAMPIONSHIP

### BEARS 13 GIANTS 30

At the Polo Grounds, New York, 12:9 34; 35,059

CHICAGO .....0 10 3 0 — 13

GIANTS .....3 0 0 27 — 30

GIANTS — Ken Strong, 38 FG. BEARS — Bronko Nagurski, 1 run (Jack Manders kick). BEARS — Manders, 17 FG. BEARS — Manders, 24 FG. GIANTS — Ike Frankian, 28 pass from Ed Danowski (Strong kick). GIANTS — Strong, 42 run (Strong kick). GIANTS — Strong, 11 run (kick failed). GIANTS — Danowski, 9 run (Molenda kick).

In the "sneakers game", the Giants switched from football shoes at halftime to combat a frozen

field in the Polo Grounds.

The comeback did not begin until well into the final period when rookie singleging tailback Ed Danowski threw a 28-yard touchdown pass to Malcolm (Ike) Franklin to make the score 13-10.

The Giants, who were not penalized in the game, out-gained Chicago 276-165.

## 1933 NFL CHAMPIONSHIP

### BEARS 23 GIANTS 21

At Wrigley Field, Chicago, 12/17/33; Att. 26,000  
 CHICAGO ..... 3 3 10 7 —23  
 GIANTS ..... 0 7 7 7 —21  
 BEARS — Jack Manders, 16 FG. BEARS — Manders, 40 FG. GIANTS — Red Badgro, 29 pass from Harry Newman (Ken Strong kick). BEARS — Manders 28 FG. GIANTS — Max Krause, 1 run (Strong). BEARS — Bill Karr, 8 pass from Bronko Nagurski (Manders kick). GIANTS — Strong, 8 pass from Newman (Strong kick). BEARS — Karr, 19 lateral from Bill Hewitt after 14 pass from Nagurski (Carl Brumbaugh kick).

The Bears winning drive started with 3 minutes left after an 8-yard (Giants') Ken Strong punt. Chicago took over on New York's 46-yard line. Keith Molesworth passed 9 yards to Carl Brumbaugh. Bronko Nagurski, the Bears' leading rusher with 65 yards in 14 carries, gained 4 to the 33. On the next play, Nagurski threw a jump pass to Bill Hewitt.

Hewitt gained 14 yards and lateraled to Bill Karr who covered the remaining 19.

## 1932 NFL CHAMPIONSHIP BEARS 9 SPARTANS 0

At Chicago Stadium, 12/18/32; Att. 11,198  
 CHICAGO ..... 0 0 0 9 —9  
 SPARTANS ..... 0 0 0 0 —0  
 BEARS — Red Grange 2 pass from Bronko Nagurski (Tiny Engebretsen kick). BEARS — Portsmouth fumble rolled out of the endzone for an automatic safety.

Super Bowls played indoors are common now. But when the Bears met the Portsmouth Spartans (now Detroit Lions) indoors to settle the 1932 NFL championship . . . man bites dog.

Snow and minus 30 temperatures forced the game from Wrigley Field to Chicago Stadium—now home to the Chicago Bulls and Blackhawks—where dirt was hauled in to make an 80-yard field.

That field and its proximity to the concrete stands brought about the use of hashmarks for starting scrimmage rather than from where the ball was downed.

The game's lone TD also caused a rule change. The Spartans protested Bronko Nagurski was less than the prescribed 5 yards from the line of scrimmage when he threw the winning TD pass. The following year, a pass thrown anywhere behind the line was legal.

# 1982 NFL PRESEASON SCHEDULE

(All Times Local)

## SATURDAY, AUGUST 7

Baltimore vs. Minnesota  
 Canton, Ohio ..... 1:30 p.m.

## THURSDAY, AUGUST 12

New Orleans at Houston ..... 7:00 p.m.

## FRIDAY, AUGUST 13

Cincinnati at Kansas City ..... 7:35 p.m.  
 St. Louis at Seattle ..... 7:30 p.m.

## SATURDAY, AUGUST 14

Buffalo at Dallas ..... 8:00 p.m.  
 Cleveland at Detroit ..... 7:00 p.m.  
 Denver at Los Angeles ..... 7:00 p.m.  
 Minnesota at Atlanta ..... 8:00 p.m.  
 New York Jets at Green Bay ..... 7:00 p.m.  
 New York Giants at Baltimore ..... 8:00 p.m.  
 Oakland at San Francisco ..... 12:00 Noon  
 Philadelphia at Tampa Bay ..... 7:00 p.m.  
 Pittsburgh vs. New England (Knoxville) 7:30 p.m.  
 Washington at Miami ..... 8:00 p.m.

## MONDAY, AUGUST 16

Chicago at San Diego ..... 7:00 p.m.

140 / CHICAGO

## THURSDAY, AUGUST 19

Los Angeles at Cleveland ..... 7:30 p.m.

## FRIDAY, AUGUST 20

Cincinnati vs. Green Bay at Milw. .... 7:30 p.m.  
 New England at Philadelphia ..... 6:00 p.m.

## SATURDAY, AUGUST 21

Atlanta vs. Baltimore (Phoenix) ..... 8:00 p.m.  
 Chicago at Buffalo ..... 8:00 p.m.  
 Dallas at San Diego ..... 6:00 p.m.  
 Kansas City at New Orleans ..... 7:00 p.m.  
 Miami at Denver ..... 7:00 p.m.  
 Oakland at Detroit ..... 7:00 p.m.  
 Pittsburgh at New York Giants ..... 8:00 p.m.  
 St. Louis at San Francisco ..... 6:00 p.m.  
 Seattle at Minnesota ..... 7:30 p.m.  
 Washington at Tampa Bay ..... 7:00 p.m.

## SUNDAY, AUGUST 22

New York Jets at Houston ..... 12:00 Noon

## FRIDAY, AUGUST 27

Buffalo at Washington ..... 7:30 p.m.  
 Philadelphia at Atlanta ..... 8:30 p.m.

**SATURDAY, AUGUST 28**

Baltimore at Pittsburgh	6:00 p.m.
Cleveland at New Orleans	7:00 p.m.
Detroit at Cincinnati	7:00 p.m.
Green Bay at Oakland	6:00 p.m.
Miami at Kansas City	7:35 p.m.
Minnesota at Denver	7:00 p.m.
New England at Dallas	8:00 p.m.
New York Jets at New York Giants	8:00 p.m.
St. Louis at Chicago	6:00 p.m.
San Francisco at San Diego	6:00 p.m.
Seattle at Los Angeles	7:00 p.m.
Tampa Bay at Houston	8:00 p.m.

**FRIDAY, SEPTEMBER 3**

Atlanta at Tampa Bay	7:00 p.m.
----------------------	-----------

New Orleans at Minnesota	7:30 p.m.
New York Giants at Miami	8:00 p.m.
San Francisco at Seattle	7:30 p.m.
Washington at Cincinnati	7:30 p.m.

**SATURDAY, SEPTEMBER 4**

Baltimore at Chicago	6:00 p.m.
Cleveland at Oakland	6:00 p.m.
Denver at N.Y. Jets (Meadowlands)	8:00 p.m.
Detroit at Buffalo	6:00 p.m.
Green Bay at New England	1:00 p.m.
Houston at Dallas	8:00 p.m.
Kansas City at St. Louis	6:00 p.m.
Philadelphia at Pittsburgh	6:00 p.m.
San Diego at Los Angeles	7:00 p.m.

# 1982 NATIONAL FOOTBALL LEAGUE SCHEDULE

(All times local)

**SUNDAY, SEPTEMBER 12**

Atlanta at New York Giants	1:00
Chicago at Detroit	1:00
Cleveland at Seattle	1:00
Houston at Cincinnati	1:00
Kansas City at Buffalo	1:00
Los Angeles vs. Green Bay at Milw.	12:00
Miami at New York Jets	4:00
New England at Baltimore	2:00
Oakland at San Francisco	1:00
St. Louis at New Orleans	12:00
San Diego at Denver	2:00
Tampa Bay at Minnesota	12:00
Washington at Philadelphia	1:00

**MONDAY, SEPTEMBER 13**

Pittsburgh at Dallas	8:00
----------------------	------

**THURSDAY, SEPTEMBER 16**

Minnesota at Buffalo	8:30
----------------------	------

**SUNDAY, SEPTEMBER 19**

Baltimore at Miami	4:00
Cincinnati at Pittsburgh	1:00
Dallas at St. Louis	12:00
Detroit at Los Angeles	1:00
New Orleans at Chicago	12:00
New York Jets at New England	1:00
Oakland at Atlanta	1:00
Philadelphia at Cleveland	1:00
San Diego at Kansas City	12:00
San Francisco at Denver	2:00
Seattle at Houston	3:00
Washington at Tampa Bay	4:00

**MONDAY, SEPTEMBER 20**

Green Bay at New York Giants	9:00
------------------------------	------

**THURSDAY, SEPTEMBER 23**

Atlanta at Kansas City	7:30
------------------------	------

**SUNDAY, SEPTEMBER 26**

Buffalo at Houston	12:00
Chicago at San Francisco	1:00
Dallas at Minnesota	12:00
Denver at New Orleans	12:00
Los Angeles at Philadelphia	1:00
Miami at Green Bay	12:00
New York Giants at Pittsburgh	1:00
New York Jets at Baltimore	4:00
Oakland at San Diego	1:00
St. Louis at Washington	1:00
Seattle at New England	1:00
Tampa Bay at Detroit	1:00

**MONDAY, SEPTEMBER 27**

Cincinnati at Cleveland	9:00
-------------------------	------

**SUNDAY, OCTOBER 3**

Baltimore at Detroit	1:00
Cleveland at Washington	1:00
Houston at New York Jets	1:00
Kansas City at Seattle	1:00
Los Angeles at St. Louis	12:00
Miami at Cincinnati	1:00
Minnesota at Chicago	12:00
New England at Buffalo	1:00
New Orleans at Oakland	1:00
New York Giants at Dallas	3:00
Philadelphia vs. Green Bay at Milw.	12:00
Pittsburgh at Denver	2:00
San Diego at Atlanta	1:00

**MONDAY, OCTOBER 4**

San Francisco at Tampa Bay	9:00
----------------------------	------

**SUNDAY, OCTOBER 10**

Atlanta at Los Angeles	1:00
Buffalo at Baltimore	2:00
Cincinnati at New England	1:00
Cleveland at Oakland	1:00
Denver at New York Jets	4:00
Detroit at Miami	4:00
Green Bay at Chicago	12:00
Houston at Kansas City	12:00
Minnesota at Tampa Bay	1:00
St. Louis at New York Giants	1:00
San Francisco at New Orleans	12:00
Seattle at San Diego	1:00
Washington at Dallas	12:00

**MONDAY, OCTOBER 11**

Philadelphia at Pittsburgh	9:00
----------------------------	------

**SUNDAY, OCTOBER 17**

Atlanta at Detroit	1:00
Baltimore at Cleveland	1:00
Chicago at St. Louis	12:00
Cincinnati at New York Giants	1:00
Dallas at Philadelphia	4:00
Denver at Houston	12:00
Kansas City at San Diego	1:00
Los Angeles at San Francisco	1:00
New England at Miami	1:00
New Orleans at Minnesota	12:00
Oakland at Seattle	1:00
Pittsburgh at Washington	1:00
Tampa Bay at Green Bay	12:00

**MONDAY, OCTOBER 18**

Buffalo at New York Jets	9:00
--------------------------	------

**SUNDAY, OCTOBER 24**

Cleveland at Pittsburgh	1:00
Dallas at Cincinnati	9:00
Detroit at Buffalo	1:00
Green Bay at Minnesota	12:00
Miami at Baltimore	2:00
New Orleans at Los Angeles	1:00
New York Jets at Kansas City	12:00
Oakland at Denver	2:00
St. Louis at New England	1:00
San Diego at Seattle	1:00
San Francisco at Atlanta	1:00
Tampa Bay at Chicago	12:00
Washington at Houston	12:00

**MONDAY, OCTOBER 25**

New York Giants at Philadelphia	9:00
---------------------------------	------

**SUNDAY, OCTOBER 31**

Atlanta at New Orleans	12:00
Buffalo at Denver	2:00
Chicago at Green Bay	12:00
Dallas at New York Giants	4:00
Houston at Cleveland	1:00

Los Angeles at San Diego	1:00
Miami at Oakland	1:00
New England at New York Jets	1:00
Philadelphia at St. Louis	12:00
Pittsburgh at Cincinnati	1:00
San Francisco at Washington	1:00
Seattle at Kansas City	12:00
Tampa Bay at Baltimore	2:00

**MONDAY, NOVEMBER 1**

Detroit at Minnesota	8:00
----------------------	------

**SUNDAY, NOVEMBER 7**

Atlanta at Chicago	12:00
Baltimore at New England	1:00
Denver at Seattle	1:00
Detroit at Philadelphia	1:00
Green Bay at Tampa Bay	1:00
Houston at Pittsburgh	1:00
Kansas City at Oakland	1:00
Los Angeles at New Orleans	12:00
Minnesota at San Francisco	1:00
New York Giants at Cleveland	1:00
New York Jets at Buffalo	4:00
St. Louis at Dallas	12:00
Denver at Seattle	1:00

**MONDAY, NOVEMBER 8**

San Diego at Miami	9:00
--------------------	------

**SUNDAY, NOVEMBER 14**

Buffalo at New England	1:00
Chicago at Tampa Bay	1:00
Cincinnati at Houston	12:00
Cleveland at Miami	4:00
Dallas at San Francisco	1:00
Denver at Kansas City	12:00
Green Bay at Detroit	1:00
Minnesota at Washington	1:00
New Orleans at San Diego	1:00
New York Giants at Los Angeles	1:00
New York Jets at Pittsburgh	1:00
Oakland at Baltimore	2:00
Seattle at St. Louis	12:00

**MONDAY, NOVEMBER 15**

Philadelphia at Atlanta	9:00
-------------------------	------

**SUNDAY, NOVEMBER 21**

Baltimore at New York Jets	1:00
Cincinnati at Philadelphia	1:00
Detroit at Chicago	12:00
Kansas City at New Orleans	12:00
Los Angeles at Atlanta	1:00
Miami at Buffalo	1:00
Minnesota vs. Green Bay at Milw.	12:00
New England at Cleveland	1:00
Pittsburgh at Houston	12:00
San Francisco at St. Louis	3:00
Seattle at Denver	2:00
Tampa Bay at Dallas	12:00



Washington at New York Giants ..... 4:00

**MONDAY, NOVEMBER 22**

San Diego at Oakland ..... 6:00

**THURSDAY, NOVEMBER 25**

Cleveland at Dallas ..... 3:00

New York Giants at Detroit ..... 12:00

**SUNDAY, NOVEMBER 28**

Baltimore at Buffalo ..... 1:00

Chicago at Minnesota ..... 12:00

Denver at San Diego ..... 1:00

Green Bay at New York Jets ..... 1:00

Houston at New England ..... 1:00

Kansas City at Los Angeles ..... 1:00

New Orleans at San Francisco ..... 1:00

Oakland at Cincinnati ..... 1:00

Philadelphia at Washington ..... 1:00

Pittsburgh at Seattle ..... 1:00

St. Louis at Atlanta ..... 1:00

**MONDAY, NOVEMBER 29**

Miami at Tampa Bay ..... 9:00

**THURSDAY, DECEMBER 2**

San Francisco at Los Angeles ..... 6:00

**SUNDAY, DECEMBER 5**

Atlanta at Denver ..... 2:00

Buffalo vs. Green Bay at Milw. .... 12:00

Cincinnati at Baltimore ..... 2:00

Dallas at Washington ..... 4:00

Houston at New York Giants ..... 1:00

Kansas City at Pittsburgh ..... 1:00

Minnesota at Miami ..... 1:00

New England at Chicago ..... 12:00

St. Louis at Philadelphia ..... 1:00

San Diego at Cleveland ..... 1:00

Seattle at Oakland ..... 1:00

Tampa Bay at New Orleans ..... 12:00

**MONDAY, DECEMBER 6**

New York Jets at Detroit ..... 9:00

**SATURDAY, DECEMBER 11**

Philadelphia at New York Giants ..... 12:30

San Diego at San Francisco ..... 1:00

**SUNDAY, DECEMBER 12**

Baltimore at Minnesota ..... 12:00

Chicago at Seattle ..... 1:00

Cleveland at Cincinnati ..... 1:00

Denver at Los Angeles ..... 1:00

Detroit at Green Bay ..... 12:00

Miami at New England ..... 1:00

New Orleans at Atlanta ..... 4:00

Oakland at Kansas City ..... 3:00

Pittsburgh at Buffalo ..... 12:00

Tampa Bay at New York Jets ..... 1:00

Washington at St. Louis ..... 12:00

**MONDAY, DECEMBER 13**

Dallas at Houston ..... 8:00

**SATURDAY, DECEMBER 18**

Los Angeles at Oakland ..... 1:00

New York Jets at Miami ..... 12:30

**SUNDAY, DECEMBER 19**

Atlanta at San Francisco ..... 6:00

Buffalo at Tampa Bay ..... 1:00

Green Bay at Baltimore ..... 2:00

Houston at Philadelphia ..... 1:00

Kansas City at Denver ..... 2:00

Minnesota at Detroit ..... 1:00

New England at Seattle ..... 1:00

New Orleans at Dallas ..... 3:00

New York Giants at Washington ..... 1:00

Pittsburgh at Cleveland ..... 1:00

St. Louis at Chicago ..... 12:00

**MONDAY, DECEMBER 20**

Cincinnati at San Diego ..... 6:00

**SUNDAY, DECEMBER 26**

Baltimore at San Diego ..... 1:00

Chicago at Los Angeles ..... 1:00

Cleveland at Houston ..... 12:00

Denver at Oakland ..... 1:00

Detroit at Tampa Bay ..... 1:00

Green Bay at Atlanta ..... 1:00

New England at Pittsburgh ..... 1:00

New York Giants at St. Louis ..... 12:00

New York Jets at Minnesota ..... 12:00

Philadelphia at Dallas ..... 3:00

San Francisco at Kansas City ..... 12:00

Seattle at Cincinnati ..... 1:00

Washington at New Orleans ..... 12:00

**MONDAY, DECEMBER 27**

Buffalo at Miami ..... 9:00

**BEAR ALMA MATERS**

(Based on the all-time roster 1920-81)

Illinois	38	Nebraska	14	Tennessee	9	Oregon	7
Notre Dame	34	Michigan State	13	Alabama	8	Penn State	7
Northwestern	22	Stanford	12	Colorado	7	Tulsa	7
Ohio State	18	Southern Cal	11	Florida	7	Wake Forest	7
Purdue	18	Indiana	10	Kentucky	7		
Iowa	17	Arkansas	9	Louisiana State	7		
Wisconsin	17	Marquette	9	Michigan	7		

## 1982 Playoff Pairings and Priority

- 1. First Round**—Wild cards play each other. Home clubs will be the clubs with the best won-lost percentage in the regular season. If tied in record, apply all applicable divisional tie-breakers.
- 2. Other Rounds**—Sites for the AFC and NFC Divisional Playoffs and the AFC and NFC Championship Games are determined by the won-lost records of the divisional champions.

### Division Ties

If, at the end of the regular season, two or more clubs in the same division finish with the best won-lost-tied percentage, the following steps will be taken until a CHAMPION is determined:

#### Two Clubs

1. Head-to-head (best won-lost-tied percentage in games between the clubs).
2. Best won-lost-tied percentage in games played within the division.
3. Best won-lost-tied percentage in games played within the conference.
4. Best won-lost-tied percentage in common games, if applicable.
5. Best net points in division games.
6. Best net points in all games.
7. Strength of schedule.
8. Best net touchdowns in all games.
9. Coin toss.

#### Three or More Clubs

(Note: If two clubs remain tied after a third club is eliminated during any step, tie-breaker reverts to Step One of two-club format.)

1. Head-to-head (best won-lost-tied percentage in games among the clubs).
2. Best won-lost-tied percentage in games played within the division.
3. Best won-lost-tied percentage in games played within the conference.
4. Best won-lost-tied percentage in common games.
5. Best net points in division games.
6. Best net points in all games.
7. Strength of schedule.
8. Best net touchdowns in all games.
9. Coin toss.

### Wild Card Ties

If necessary to break ties to determine the two Wild Card clubs from each conference, the following steps will be taken:

1. If all the tied clubs are from the same division, apply division tiebreaker.
2. If the tied clubs are from different divisions, apply the following steps.

#### Two Clubs

1. Head-to-head, if applicable.
2. Best won-lost-tied percentage in games played within the conference.
3. Best won-lost-tied percentage in common games, minimum of four.
4. Best net points in conference games.
5. Best net points in all games.
6. Strength of schedule.
7. Best net touchdowns in all games.
8. Coin toss.

#### Three or More Clubs

(Note: If two clubs remain tied after third or other clubs eliminated, tie-breaker reverts to Step One of applicable two-club format.)

1. Head-to-head sweep (applicable only if one club has defeated each of the others or one club has lost to each of the others.)
2. Best won-lost-tied percentage in games played within the conference.
3. Best won-lost-tied percentage in common games, minimum of four.
4. Best net points in conference games.
5. Best net points in all games.
6. Strength of schedule.
7. Best net touchdowns in all games.
8. Coin toss.

## 1982 OPPONENTS

- Atlanta Falcons:** Head Coach—Leeman Bennett. PR Director—Charlie Dayton. Home—Atlanta-Fulton County Stadium (60,748). 1981 Record—7-9 (2nd in the NFC West). Office Telephone—404-588-1111.
- Baltimore Colts:** Head Coach—Frank Kush. PR Director—Walt Gutkowski. Home—Memorial Stadium (60,714). 1981 Record—2-14 (4th in AFC East). Office Telephone—301-356-9600.
- Buffalo Bills:** Head Coach—Chuck Knox. PR Director—L. Budd Thalman. Home—Rich Stadium (80,020). 1981 Record—10-6 (3rd in the AFC East). Office Telephone—716-648-1800.
- Detroit Lions:** Head Coach—Monte Clark. PR Director—Don Kremer. Home—Pontiac Silverdome (80,638). 1981 Record—8-8 (2nd in the NFC Central). Office Telephone—313-335-4131.
- Green Bay Packers:** Head Coach—Bart Starr. PR Director—Lee Remmel. Home—Lambeau Field (56,194). 1981 Record—8-8 (3rd in NFC Central). Office Telephone—414-494-2351.
- Los Angeles Rams:** Head Coach—Ray Malavasi. PR Director—Jerry Wilcox. Home—Anaheim Stadium (69,045). 1981 Record—10-6 (3rd in NFC West). Office Telephone—714-535-7267 or 213-585-5400.
- Minnesota Vikings:** Head Coach—Bud Grant. PR Director—Merrill Swanson. Home—Hubert H. Humphrey Metrodome (62,212). 1981 Record—7-9 (4th in the NFC Central). Office Telephone—612-828-6500.
- New England Patriots:** Head Coach—Ron Erhardt. PR Director—Tom Hoffman. Home—Schaefer Stadium (61,297). 1981 Record—2-14 (5th in the AFC East). Office Telephone—617-543-7911.
- New Orleans Saints:** Head Coach—O.A. (Bum) Phillips. PR Director—Greg Suit. Home—Louisiana Superdome (71,330). 1981 Record—4-12 (4th in the NFC West). Office Telephone—504-587-3034.
- Saint Louis Cardinals:** Head Coach—Jim Hanifan. PR Director—Marty Igel. Home—Busch Memorial Stadium (51,392). 1981 Record—7-9 (5th in the NFC East). Office Telephone—314-421-0777.
- San Diego Chargers:** Head Coach—Don Coryell. PR Director—Rick Smith. Home—San Diego Jack Murphy Stadium (52,675). 1981 Record—10-6 (1st in the AFC West). Office Telephone—714-280-2111.
- San Francisco 49ers:** Head Coach—Bill Walsh. PR Director—George Heddleston. Home—Candlestick Park (61,185). 1981 Record—13-3 (1st in the NFC West). Office Telephone—415-365-3420.
- Seattle Seahawks:** Head Coach—Jack Patera. PR Director—Don H. Andersen. Home—Kingdome (64,757). 1981 Record—6-10 (5th in the AFC West). Office Telephone—206-827-9777.
- Tampa Bay Buccaneers:** Head Coach—John H. McKay. PR Director—Bob Best. Home—Tampa Stadium (72,126). 1981 Record—9-7 (1st in the NFC Central). Office Telephone—813-870-2700.

## MEDIA INFORMATION

### Credentials


Requests should be directed to Patrick McCaskay, Public Relations Director, Chicago Bears, 250 N. Washington, Lake Forest, IL 60045. Credentials will be mailed up to Monday of game week. Other credentials will be left at the WILL CALL window located near Gate "O" on the south end of the stadium. Will Call opens three hours before kickoff. Space is extremely limited in the Soldier Field press box. No guests are permitted and credentials are limited to working press.

### Photographers

Credentials are limited to those on assignment from accredited wire services, daily newspapers, magazine, and television stations. Because of supply and demand, free lancers are not accredited by the Bears.

### Copy Transmission/Telephones

The Bears cooperate with the Pro Football Writers Association telephone co-op system for copy transmission. Media outlets not participating in the PFWA system should expect to install their own dedicated telephone line or make use of Soldier Field's extremely limited pay phone system. To order phones to the Soldier Field press box call June Brown at Illinois Bell (312) 977-8415. IB's contact at the stadium is John Windebank (312) 326-0886 or 786-0044.



# Bank with the Bears.



American National Bank  
and Trust Company of Chicago

33 N. LaSalle 60690/LaSalle at Wacker/222 S. Riverside Plaza/(312) 661-5000

**We're the bank for business.**

Member F.D.I.C.